

**Statistiques Tracking  
TOULOUSE  
C3 - PRIX KRISS II - WATHBA STALLIONS CUP - 1600m  
samedi 16 avril 2022 - 00:00**


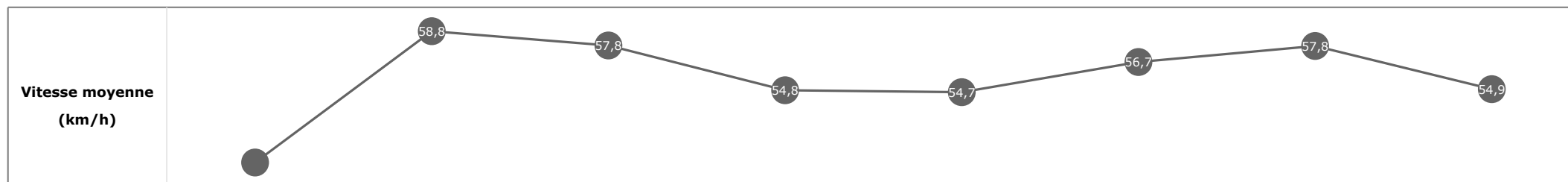
| Partant<br>(corde) | Cheval                                     | Arrivée<br>officielle | Tronçons de 200m<br>Temps passage en tête<br>Durée du tronçon |                          | DEP - 1000m                    | 1000m - 800m                   | 800m - 600m                    | 600m - 400m                    | 400m - 200m                    | 200m - ARR                  | Temps<br>officiel | Derniers<br>600m | Parcouru<br>vs. 1er |
|--------------------|--|-----------------------|---|--------------------------|--------------------------------|--------------------------------|--------------------------------|--------------------------------|--------------------------------|-----------------------------|-------------------|------------------|---------------------|
|                    |  |                       | Vitesse<br>Max  | 200m les<br>plus rapides | 00:37.56<br>00:37.56           | 00:50.62<br>00:13.06           | 01:04.70<br>00:14.08           | 01:18.77<br>00:14.06           | 01:31.64<br>00:12.87           | 01:44.69<br>00:13.05        |                   |                  |                     |
| 2<br>(8)           | <b>HAZZAM</b><br>L. FOULARD                | 1                     | 61,09<br>T1   | 00:12.53<br>T5           | <b>00:38.16</b> 8<br>00:38.16  | <b>00:51.46</b> 7<br>00:13.30  | <b>01:05.54</b> 6<br>00:14.08  | <b>01:19.11</b> 2<br>00:13.56  | <b>01:31.64</b> 2<br>00:12.53  | <b>01:44.69</b><br>00:13.05 | 1'44"70           | 00:39.15         |                     |
| 3<br>(2)           | <b>MURJAN</b><br>Q. HOUDOIN                | 2                     | 60,62<br>T1   | 00:12.87<br>T5           | <b>00:37.56</b> 1<br>00:37.56  | <b>00:50.62</b> 1<br>00:13.06  | <b>01:04.70</b> 1<br>00:14.08  | <b>01:18.77</b> 1<br>00:14.06  | <b>01:31.64</b> 1<br>00:12.87  | <b>01:44.89</b><br>00:13.25 | 1'44"90           | 00:40.19         | -7,03               |
| 1<br>(10)          | <b>KHATEER ALKHALEDIAH</b><br>G. SANCHEZ   | 3                     | 61,42<br>T1   | 00:12.70<br>T5           | <b>00:38.13</b> 7<br>00:38.13  | <b>00:51.48</b> 8<br>00:13.35  | <b>01:05.50</b> 5<br>00:14.02  | <b>01:19.21</b> 3<br>00:13.70  | <b>01:31.92</b> 4<br>00:12.70  | <b>01:44.90</b><br>00:12.97 | 1'44"90           | 00:39.39         | 8,45                |
| 4<br>(7)           | <b>GHURAT AL ZAMAN</b><br>A. GUTIERREZ VAL | 4                     | 59,83<br>T1   | 00:12.44<br>T5           | <b>00:38.42</b> 10<br>00:38.42 | <b>00:51.73</b> 10<br>00:13.31 | <b>01:05.80</b> 9<br>00:14.06  | <b>01:19.44</b> 6<br>00:13.64  | <b>01:31.89</b> 3<br>00:12.44  | <b>01:45.10</b><br>00:13.20 | 1'45"10           | 00:39.29         | 2,05                |
| 6<br>(4)           | <b>TAQDEER</b><br>V. SEGUY                 | 5                     | 61,34<br>T1   | 00:12.80<br>T5           | <b>00:37.85</b> 4<br>00:37.85  | <b>00:51.09</b> 4<br>00:13.23  | <b>01:05.37</b> 4<br>00:14.27  | <b>01:19.27</b> 5<br>00:13.89  | <b>01:32.07</b> 5<br>00:12.80  | <b>01:45.29</b><br>00:13.22 | 1'45"30           | 00:39.92         | -4,20               |
| 9<br>(6)           | <b>IMPEDOR DE BOZOULS</b><br>E. REVOLTE    | 6                     | 60,66<br>T1   | 00:13.01<br>T5           | <b>00:38.40</b> 9<br>00:38.40  | <b>00:51.68</b> 9<br>00:13.27  | <b>01:05.87</b> 10<br>00:14.19 | <b>01:19.88</b> 8<br>00:14.01  | <b>01:32.89</b> 6<br>00:13.01  | <b>01:46.70</b><br>00:13.80 | 1'46"70           | 00:40.82         | -4,60               |
| 5<br>(3)           | <b>ELLIE DU PAON</b><br>I. MENDIZABAL      | 7                     | 60,84<br>T1   | 00:13.70<br>T5           | <b>00:37.64</b> 3<br>00:37.64  | <b>00:50.86</b> 3<br>00:13.22  | <b>01:05.04</b> 2<br>00:14.17  | <b>01:19.21</b> 4<br>00:14.17  | <b>01:32.91</b> 7<br>00:13.70  | <b>01:47.69</b><br>00:14.77 | 1'47"70           | 00:42.65         | -5,91               |
| 8<br>(1)           | <b>CHEEKY AMBER KRF</b><br>M. MEYER        | 8                     | 60,55<br>T1   | 00:13.91<br>T5           | <b>00:37.59</b> 2<br>00:37.59  | <b>00:50.83</b> 2<br>00:13.23  | <b>01:05.22</b> 3<br>00:14.39  | <b>01:19.72</b> 7<br>00:14.50  | <b>01:33.63</b> 8<br>00:13.91  | <b>01:48.80</b><br>00:15.16 | 1'48"80           | 00:43.58         | -13,72              |
| 10<br>(5)          | <b>ALMASHAHAR</b><br>J. CABRE              | 9                     | 61,67<br>T1   | 00:13.90<br>T5           | <b>00:37.94</b> 6<br>00:37.94  | <b>00:51.37</b> 6<br>00:13.43  | <b>01:05.73</b> 8<br>00:14.35  | <b>01:20.27</b> 10<br>00:14.54 | <b>01:34.17</b> 9<br>00:13.90  | <b>01:49.60</b><br>00:15.42 | 1'49"60           | 00:43.86         | -9,66               |
| 7<br>(9)           | <b>AL AWAL</b><br>H. MOUESAN               | 10                    | 61,52<br>T1   | 00:14.07<br>T5           | <b>00:37.90</b> 5<br>00:37.90  | <b>00:51.24</b> 5<br>00:13.34  | <b>01:05.67</b> 7<br>00:14.42  | <b>01:20.19</b> 9<br>00:14.51  | <b>01:34.26</b> 10<br>00:14.07 | <b>01:49.90</b><br>00:15.63 | 1'49"90           | 00:44.22         | 3,82                |

**Statistiques Tracking**  
**TOULOUSE**  
**C3 - PRIX KRISS II - WATHBA STALLIONS CUP - 1600m**  
**samedi 16 avril 2022 - 00:00**

Cheval **HAZZAM**  
 Jockey **L. FOULARD**  
 Rang d'arrivée **1**  
 Temps de parcours **01:44.69**  
 Tronçon le plus rapide **00:12.53** (tronçon 400m - 200m)  
 Vitesse maximale **61,09** (tronçon 1400m - 1200m)  
 Vitesse moyenne **55,6**

**Données de tracking**

| Tronçons de 200m         | DEP<br>1400m    | 1400m<br>1200m  | 1200m<br>1000m  | 1000m<br>800m   | 800m<br>600m    | 600m<br>400m    | 400m<br>200m    | 200m<br>ARR     |
|--------------------------|-----------------|-----------------|-----------------|-----------------|-----------------|-----------------|-----------------|-----------------|
| <b>Temps de parcours</b> | <b>00:13.30</b> | <b>00:25.68</b> | <b>00:38.16</b> | <b>00:51.46</b> | <b>01:05.54</b> | <b>01:19.11</b> | <b>01:31.64</b> | <b>01:44.69</b> |
| Temps du tronçon         | 00:13.30        | 00:12.38        | 00:12.47        | 00:13.30        | 00:14.08        | 00:13.56        | 00:12.53        | 00:13.05        |
| <b>Vitesse moyenne</b>   | 49,9            | 58,8            | 57,8            | 54,8            | 54,7            | 56,7            | 57,8            | 54,9            |


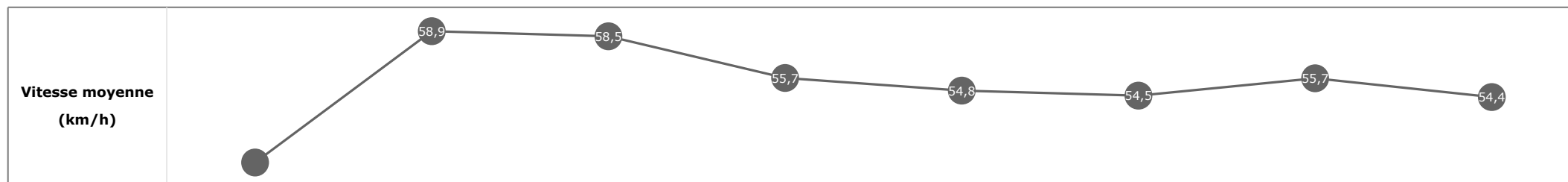


**Statistiques Tracking**  
**TOULOUSE**  
**C3 - PRIX KRISS II - WATHBA STALLIONS CUP - 1600m**  
**samedi 16 avril 2022 - 00:00**

Cheval **MURJAN**  
 Jockey **Q. HOUDOIN**  
 Rang d'arrivée **2**  
 Temps de parcours **01:44.89**  
 Tronçon le plus rapide **00:12.87** (tronçon 400m - 200m)  
 Vitesse maximale **60,62** (tronçon 1400m - 1200m)  
 Vitesse moyenne **55,3**

**Données de tracking**

| Tronçons de 200m         | DEP<br>1400m    | 1400m<br>1200m  | 1200m<br>1000m  | 1000m<br>800m   | 800m<br>600m    | 600m<br>400m    | 400m<br>200m    | 200m<br>ARR     |
|--------------------------|-----------------|-----------------|-----------------|-----------------|-----------------|-----------------|-----------------|-----------------|
| <b>Temps de parcours</b> | <b>00:12.95</b> | <b>00:25.21</b> | <b>00:37.56</b> | <b>00:50.62</b> | <b>01:04.70</b> | <b>01:18.77</b> | <b>01:31.64</b> | <b>01:44.89</b> |
| Temps du tronçon         | 00:12.95        | 00:12.25        | 00:12.35        | 00:13.06        | 00:14.08        | 00:14.06        | 00:12.87        | 00:13.25        |
| <b>Vitesse moyenne</b>   | 50              | 58,9            | 58,5            | 55,7            | 54,8            | 54,5            | 55,7            | 54,4            |

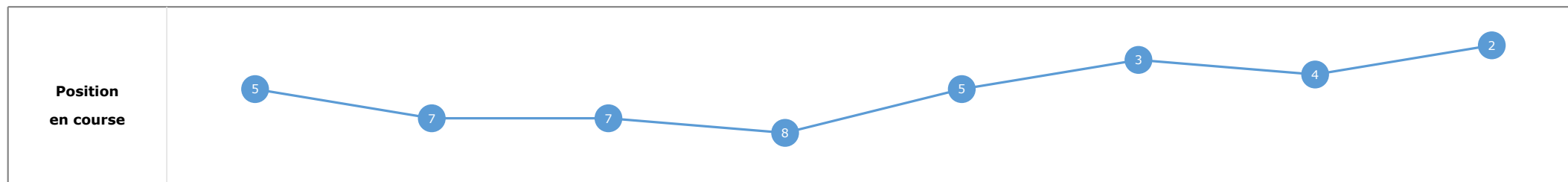
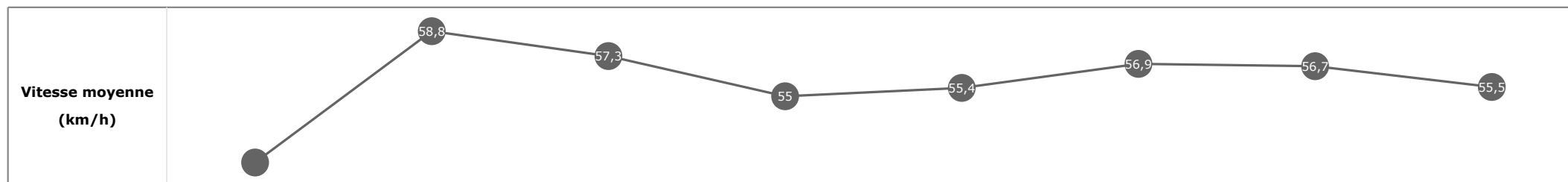


**Statistiques Tracking**  
**TOULOUSE**  
**C3 - PRIX KRISS II - WATHBA STALLIONS CUP - 1600m**  
**samedi 16 avril 2022 - 00:00**

Cheval **KHATEER ALKHALEDIAH**  
 Jockey **G. SANCHEZ**  
 Rang d'arrivée **3**  
 Temps de parcours **01:44.90**  
 Tronçon le plus rapide **00:12.70** (tronçon 400m - 200m)  
 Vitesse maximale **61,42** (tronçon DEP - 1400m)  
 Vitesse moyenne **55,8**

**Données de tracking**

| Tronçons de 200m         | DEP<br>1400m    | 1400m<br>1200m  | 1200m<br>1000m  | 1000m<br>800m   | 800m<br>600m    | 600m<br>400m    | 400m<br>200m    | 200m<br>ARR     |
|--------------------------|-----------------|-----------------|-----------------|-----------------|-----------------|-----------------|-----------------|-----------------|
| <b>Temps de parcours</b> | <b>00:13.19</b> | <b>00:25.64</b> | <b>00:38.13</b> | <b>00:51.48</b> | <b>01:05.50</b> | <b>01:19.21</b> | <b>01:31.92</b> | <b>01:44.90</b> |
| Temps du tronçon         | 00:13.19        | 00:12.45        | 00:12.48        | 00:13.35        | 00:14.02        | 00:13.70        | 00:12.70        | 00:12.97        |
| <b>Vitesse moyenne</b>   | 51,1            | 58,8            | 57,3            | 55              | 55,4            | 56,9            | 56,7            | 55,5            |

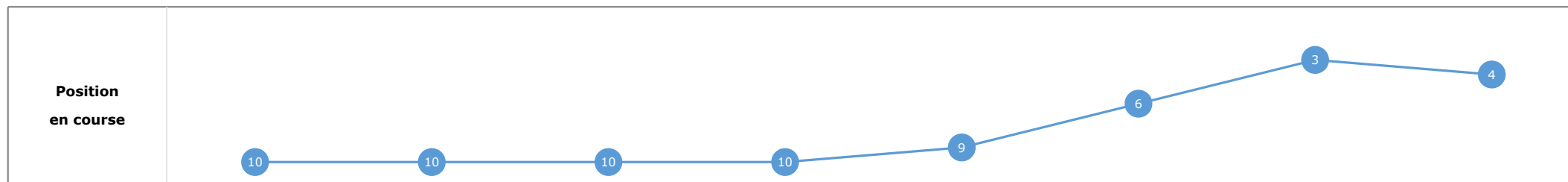
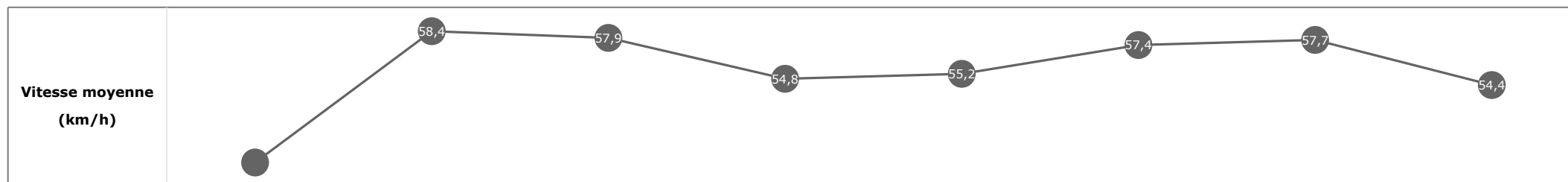


**Statistiques Tracking**  
**TOULOUSE**  
**C3 - PRIX KRISS II - WATHBA STALLIONS CUP - 1600m**  
**samedi 16 avril 2022 - 00:00**

Cheval **GHURAT AL ZAMAN**  
 Jockey **A. GUTIERREZ VAL**  
 Rang d'arrivée **4**  
 Temps de parcours **01:45.10**  
 Tronçon le plus rapide **00:12.44** (tronçon 400m - 200m)  
 Vitesse maximale **59,83** (tronçon 1400m - 1200m)  
 Vitesse moyenne **55,5**

**Données de tracking**

| Tronçons de 200m         | DEP<br>1400m    | 1400m<br>1200m  | 1200m<br>1000m  | 1000m<br>800m   | 800m<br>600m    | 600m<br>400m    | 400m<br>200m    | 200m<br>ARR     |
|--------------------------|-----------------|-----------------|-----------------|-----------------|-----------------|-----------------|-----------------|-----------------|
| <b>Temps de parcours</b> | <b>00:13.58</b> | <b>00:26.05</b> | <b>00:38.42</b> | <b>00:51.73</b> | <b>01:05.80</b> | <b>01:19.44</b> | <b>01:31.89</b> | <b>01:45.10</b> |
| Temps du tronçon         | 00:13.58        | 00:12.46        | 00:12.37        | 00:13.31        | 00:14.06        | 00:13.64        | 00:12.44        | 00:13.20        |
| <b>Vitesse moyenne</b>   | 48,6            | 58,4            | 57,9            | 54,8            | 55,2            | 57,4            | 57,7            | 54,4            |

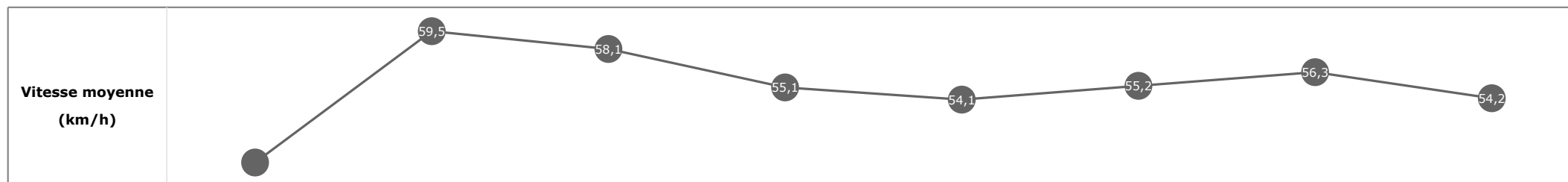


**Statistiques Tracking**  
**TOULOUSE**  
**C3 - PRIX KRISS II - WATHBA STALLIONS CUP - 1600m**  
**samedi 16 avril 2022 - 00:00**

Cheval **TAQDEER**  
 Jockey **V. SEGUY**  
 Rang d'arrivée **5**  
 Temps de parcours **01:45.29**  
 Tronçon le plus rapide **00:12.80** (tronçon 400m - 200m)  
 Vitesse maximale **61,34** (tronçon 1400m - 1200m)  
 Vitesse moyenne **55,1**

**Données de tracking**

| Tronçons de 200m         | DEP<br>1400m    | 1400m<br>1200m  | 1200m<br>1000m  | 1000m<br>800m   | 800m<br>600m    | 600m<br>400m    | 400m<br>200m    | 200m<br>ARR     |
|--------------------------|-----------------|-----------------|-----------------|-----------------|-----------------|-----------------|-----------------|-----------------|
| <b>Temps de parcours</b> | <b>00:13.21</b> | <b>00:25.40</b> | <b>00:37.85</b> | <b>00:51.09</b> | <b>01:05.37</b> | <b>01:19.27</b> | <b>01:32.07</b> | <b>01:45.29</b> |
| Temps du tronçon         | 00:13.21        | 00:12.19        | 00:12.44        | 00:13.23        | 00:14.27        | 00:13.89        | 00:12.80        | 00:13.22        |
| <b>Vitesse moyenne</b>   | 49,2            | 59,5            | 58,1            | 55,1            | 54,1            | 55,2            | 56,3            | 54,2            |

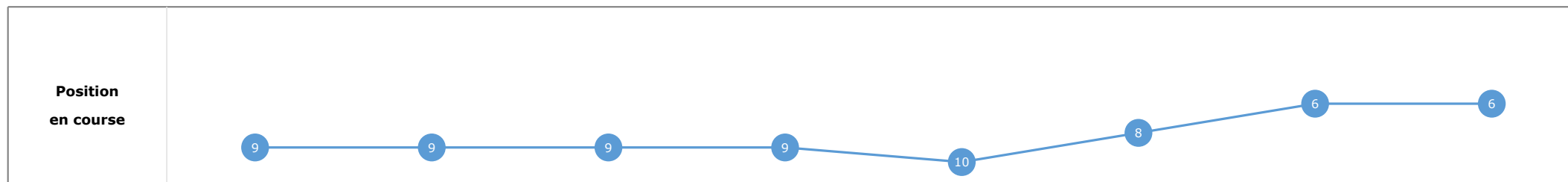
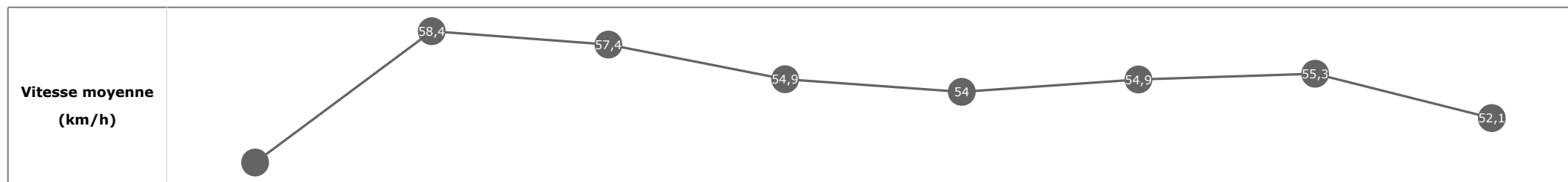


**Statistiques Tracking**  
**TOULOUSE**  
**C3 - PRIX KRISS II - WATHBA STALLIONS CUP - 1600m**  
**samedi 16 avril 2022 - 00:00**

Cheval **IMPEDOR DE BOZOULS**  
 Jockey **E. REVOLTE**  
 Rang d'arrivée **6**  
 Temps de parcours **01:46.70**  
 Tronçon le plus rapide **00:13.01** (tronçon 400m - 200m)  
 Vitesse maximale **60,66** (tronçon 1400m - 1200m)  
 Vitesse moyenne **54,4**

**Données de tracking**

| Tronçons de 200m         | DEP<br>1400m    | 1400m<br>1200m  | 1200m<br>1000m  | 1000m<br>800m   | 800m<br>600m    | 600m<br>400m    | 400m<br>200m    | 200m<br>ARR     |
|--------------------------|-----------------|-----------------|-----------------|-----------------|-----------------|-----------------|-----------------|-----------------|
| <b>Temps de parcours</b> | <b>00:13.42</b> | <b>00:25.83</b> | <b>00:38.40</b> | <b>00:51.68</b> | <b>01:05.87</b> | <b>01:19.88</b> | <b>01:32.89</b> | <b>01:46.70</b> |
| Temps du tronçon         | 00:13.42        | 00:12.41        | 00:12.57        | 00:13.27        | 00:14.19        | 00:14.01        | 00:13.01        | 00:13.80        |
| <b>Vitesse moyenne</b>   | 48,8            | 58,4            | 57,4            | 54,9            | 54              | 54,9            | 55,3            | 52,1            |


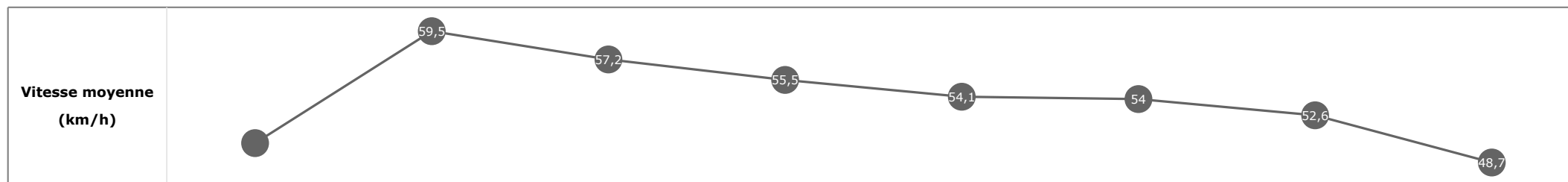


**Statistiques Tracking**  
**TOULOUSE**  
**C3 - PRIX KRISS II - WATHBA STALLIONS CUP - 1600m**  
**samedi 16 avril 2022 - 00:00**

Cheval **ELLIE DU PAON**  
 Jockey **I. MENDIZABAL**  
 Rang d'arrivée **7**  
 Temps de parcours **01:47.69**  
 Tronçon le plus rapide **00:13.70** (tronçon 400m - 200m)  
 Vitesse maximale **60,84** (tronçon 1400m - 1200m)  
 Vitesse moyenne **53,9**

**Données de tracking**

| Tronçons de 200m         | DEP<br>1400m    | 1400m<br>1200m  | 1200m<br>1000m  | 1000m<br>800m   | 800m<br>600m    | 600m<br>400m    | 400m<br>200m    | 200m<br>ARR     |
|--------------------------|-----------------|-----------------|-----------------|-----------------|-----------------|-----------------|-----------------|-----------------|
| <b>Temps de parcours</b> | <b>00:12.94</b> | <b>00:25.14</b> | <b>00:37.64</b> | <b>00:50.86</b> | <b>01:05.04</b> | <b>01:19.21</b> | <b>01:32.91</b> | <b>01:47.69</b> |
| Temps du tronçon         | 00:12.94        | 00:12.20        | 00:12.49        | 00:13.22        | 00:14.17        | 00:14.17        | 00:13.70        | 00:14.77        |
| <b>Vitesse moyenne</b>   | 50,3            | 59,5            | 57,2            | 55,5            | 54,1            | 54              | 52,6            | 48,7            |




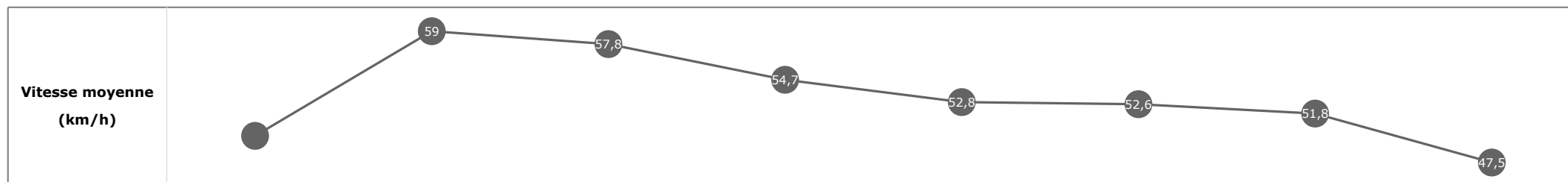


**Statistiques Tracking**  
**TOULOUSE**  
**C3 - PRIX KRISS II - WATHBA STALLIONS CUP - 1600m**  
**samedi 16 avril 2022 - 00:00**

Cheval **CHEEKY AMBER KRF**  
 Jockey **M. MEYER**  
 Rang d'arrivée **8**  
 Temps de parcours **01:48.80**  
 Tronçon le plus rapide **00:13.91** (tronçon 400m - 200m)  
 Vitesse maximale **60,55** (tronçon 1400m - 1200m)  
 Vitesse moyenne **53,1**

**Données de tracking**

| Tronçons de 200m         | DEP<br>1400m    | 1400m<br>1200m  | 1200m<br>1000m  | 1000m<br>800m   | 800m<br>600m    | 600m<br>400m    | 400m<br>200m    | 200m<br>ARR     |
|--------------------------|-----------------|-----------------|-----------------|-----------------|-----------------|-----------------|-----------------|-----------------|
| <b>Temps de parcours</b> | <b>00:12.82</b> | <b>00:25.11</b> | <b>00:37.59</b> | <b>00:50.83</b> | <b>01:05.22</b> | <b>01:19.72</b> | <b>01:33.63</b> | <b>01:48.80</b> |
| Temps du tronçon         | 00:12.82        | 00:12.29        | 00:12.47        | 00:13.23        | 00:14.39        | 00:14.50        | 00:13.91        | 00:15.16        |
| <b>Vitesse moyenne</b>   | 49,8            | 59              | 57,8            | 54,7            | 52,8            | 52,6            | 51,8            | 47,5            |

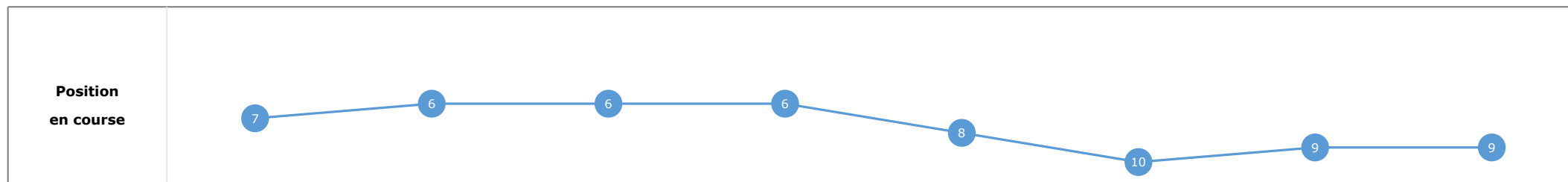
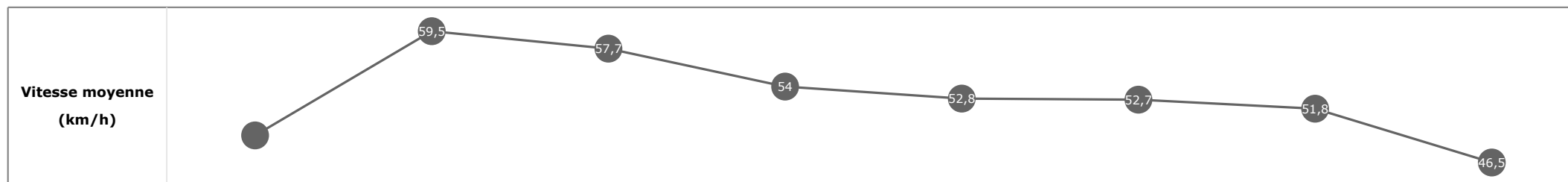


**Statistiques Tracking**  
**TOULOUSE**  
**C3 - PRIX KRISS II - WATHBA STALLIONS CUP - 1600m**  
**samedi 16 avril 2022 - 00:00**

Cheval **ALMASHAHAR**  
 Jockey **J. CABRE**  
 Rang d'arrivée **9**  
 Temps de parcours **01:49.60**  
 Tronçon le plus rapide **00:13.90** (tronçon 400m - 200m)  
 Vitesse maximale **61,67** (tronçon 1400m - 1200m)  
 Vitesse moyenne **52,8**

**Données de tracking**

| Tronçons de 200m         | DEP<br>1400m    | 1400m<br>1200m  | 1200m<br>1000m  | 1000m<br>800m   | 800m<br>600m    | 600m<br>400m    | 400m<br>200m    | 200m<br>ARR     |
|--------------------------|-----------------|-----------------|-----------------|-----------------|-----------------|-----------------|-----------------|-----------------|
| <b>Temps de parcours</b> | <b>00:13.26</b> | <b>00:25.46</b> | <b>00:37.94</b> | <b>00:51.37</b> | <b>01:05.73</b> | <b>01:20.27</b> | <b>01:34.17</b> | <b>01:49.60</b> |
| Temps du tronçon         | 00:13.26        | 00:12.19        | 00:12.48        | 00:13.43        | 00:14.35        | 00:14.54        | 00:13.90        | 00:15.42        |
| <b>Vitesse moyenne</b>   | 49,2            | 59,5            | 57,7            | 54              | 52,8            | 52,7            | 51,8            | 46,5            |



**Statistiques Tracking**  
**TOULOUSE**  
**C3 - PRIX KRISS II - WATHBA STALLIONS CUP - 1600m**  
**samedi 16 avril 2022 - 00:00**

Cheval **AL AWAL**  
 Jockey **H. MOUESAN**  
 Rang d'arrivée **10**  
 Temps de parcours **01:49.90**  
 Tronçon le plus rapide **00:14.07** (tronçon 400m - 200m)  
 Vitesse maximale **61,52** (tronçon 1400m - 1200m)  
 Vitesse moyenne **53,1**

**Données de tracking**

| Tronçons de 200m         | DEP<br>1400m    | 1400m<br>1200m  | 1200m<br>1000m  | 1000m<br>800m   | 800m<br>600m    | 600m<br>400m    | 400m<br>200m    | 200m<br>ARR     |
|--------------------------|-----------------|-----------------|-----------------|-----------------|-----------------|-----------------|-----------------|-----------------|
| <b>Temps de parcours</b> | <b>00:13.07</b> | <b>00:25.41</b> | <b>00:37.90</b> | <b>00:51.24</b> | <b>01:05.67</b> | <b>01:20.19</b> | <b>01:34.26</b> | <b>01:49.90</b> |
| Temps du tronçon         | 00:13.07        | 00:12.34        | 00:12.49        | 00:13.34        | 00:14.42        | 00:14.51        | 00:14.07        | 00:15.63        |
| <b>Vitesse moyenne</b>   | 51,2            | 58,8            | 57,7            | 55              | 53,5            | 53,3            | 51,3            | 45,9            |

