

Sectional Timing
PARISLONGCHAMP
C8 - PRIX CASTRIES - 2400m
Thursday, October 17, 2019 - 17:55

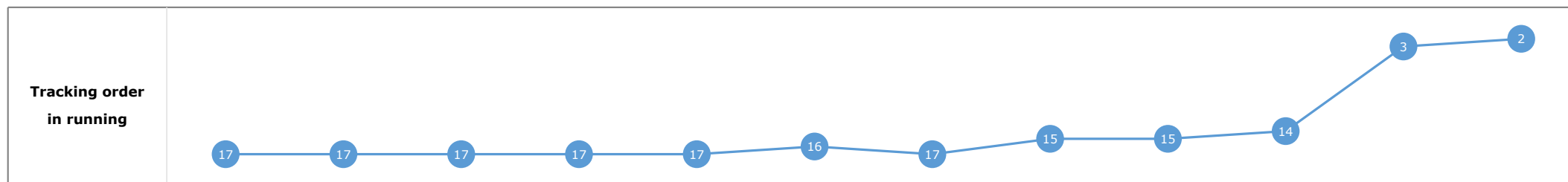
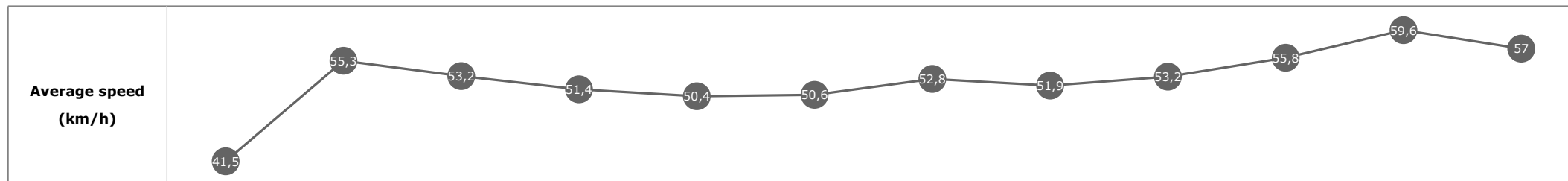
Number	Horse/Rider	Order of finish	Top speed (km/h)	Fastest furlong	200m sections Race timing		Start - 5f		5f - 4f		4f - 3f		3f - 2f		2f - 1f		1f - Fin		Official finish time	Last 3 furlongs	Dist. travelled vs 1st
					S1	S2	S1	S2	S3	S4	S5	S6									
4	MOONWALK STEP M. BARZALONA	1	61,70 S5	00:12.10 S5	01:41.83 17 01:41.83	01:56.91 15 00:15.08	02:10.58 15 00:13.67	02:24.09 14 00:13.51	02:36.19 3 00:12.10	02:48.81 2 00:12.62	2'47"88	00:38.23									
2	PORT DEAUVILLE E. HARDOUIN	2	62,14 S5	00:12.05 S5	01:41.97 18 01:41.97	01:57.25 18 00:15.29	02:10.92 18 00:13.66	02:24.13 15 00:13.22	02:36.18 3 00:12.05	02:48.80 1 00:12.62	2'47"92	00:37.88	10m31								
5	L'ILLI PIKA A. DUORTE	3	60,70 S5	00:12.33 S5	01:41.48 10 01:41.48	01:56.64 11 00:15.16	02:10.37 11 00:13.73	02:23.84 8 00:13.47	02:36.18 2 00:12.33	02:49.09 3 00:12.91	2'48"17	00:38.71	5m77								
11	DUNGANNON ALEX. ROUSSEL	4	60,34 S5	00:12.37 S5	01:41.36 8 01:41.36	01:56.53 9 00:15.17	02:10.30 10 00:13.77	02:23.66 3 00:13.37	02:36.03 1 00:12.37	02:49.22 4 00:13.19	2'48"31	00:38.93	9m83								
15	DARK DESIRE R. THOMAS	5	60,05 S5	00:12.41 S5	01:41.64 14 01:41.64	01:56.74 12 00:15.10	02:10.41 12 00:13.67	02:24.00 11 00:13.59	02:36.41 7 00:12.41	02:49.44 5 00:13.03	2'48"53	00:39.03	-2m52								
1	GALDAN T. BACHELOT	6	62,46 S4	00:12.37 S5	01:41.56 13 01:41.56	01:56.83 14 00:15.27	02:10.54 14 00:13.71	02:24.01 12 00:13.47	02:36.38 6 00:12.37	02:49.47 6 00:13.09	2'48"56	00:38.93	7m39								
8	SIKANDARI J. CLAUDIC	7	59,29 S5	00:12.58 S5	01:41.54 12 01:41.54	01:56.58 10 00:15.04	02:10.28 9 00:13.71	02:23.90 9 00:13.62	02:36.48 9 00:12.58	02:49.82 7 00:13.34	2'48"89	00:39.54	1m92								
12	ROCK OR BUST A. BADEL	8	59,22 S1	00:12.60 S1	01:40.88 3 01:40.88	01:56.02 2 00:15.14	02:09.79 2 00:13.77	02:23.49 1 00:13.70	02:36.25 5 00:12.77	02:49.95 8 00:13.69	2'49"01	00:40.16	-0m84								
14	PANDEMONIUM G. TROLLEY DE PREVAUX	9	59,44 S1	00:12.77 S5	01:41.16 6 01:41.16	01:56.38 7 00:15.22	02:10.13 8 00:13.75	02:23.71 4 00:13.59	02:36.48 8 00:12.77	02:50.64 9 00:14.16	2'49"64	00:40.51	5m24								
7	CLASSIC PEARL PC. BOUDOT	10	59,51 S1	00:12.72 S5	01:41.18 7 01:41.18	01:56.29 6 00:15.11	02:10.01 5 00:13.72	02:23.81 7 00:13.80	02:36.53 10 00:12.72	02:50.92 10 00:14.40	2'49"88	00:40.92	1m77								
13	GOLDEN BUCK J. CABRE	11	59,36 S5	00:12.74 S5	01:41.51 11 01:41.51	01:56.75 13 00:15.24	02:10.42 13 00:13.67	02:24.05 13 00:13.63	02:36.79 11 00:12.74	02:51.31 11 00:14.52	2'50"25	00:40.89	12m32								
3	SPIRIT'S REVENCH A. LEMAITRE	12	60,05 S4	00:12.75 S5	01:41.75 15 01:41.75	01:56.92 16 00:15.18	02:10.67 16 00:13.75	02:24.14 16 00:13.47	02:36.89 12 00:12.75	02:53.69 12 00:16.80	2'52"34	00:43.02	3m46								
18	WANGANELLA A. POUCHIN	13	59,94 S1	00:12.58 S1	01:41.38 9 01:41.38	01:56.48 8 00:15.10	02:10.11 7 00:13.63	02:23.77 5 00:13.66	02:36.92 13 00:13.15	02:53.87 13 00:16.95	2'52"69	00:43.76	-3m11								
17	VINCENTO A. CHESNEAU	14	60,30 S1	00:12.56 S1	01:40.97 5 01:40.97	01:56.19 5 00:15.22	02:10.08 6 00:13.89	02:23.97 10 00:13.90	02:37.60 15 00:13.62	02:54.11 14 00:16.52	2'52"80	00:44.04	-3m11								
6	MAKTAVA C. DEMURO	15	59,65 S1	00:12.61 S1	01:40.84 2 01:40.84	01:56.06 3 00:15.22	02:09.83 3 00:13.77	02:23.63 2 00:13.81	02:37.01 14 00:13.38	02:55.68 15 00:18.67	2'54"37	00:45.85	3m99								
10	ROYAL BOWL L. GROSSO	16	59,15 S1	00:12.71 S1	01:40.56 1 01:40.56	01:55.78 1 00:15.22	02:09.74 1 00:13.96	02:23.80 6 00:14.06	02:38.17 16 00:14.38	02:56.20 16 00:18.03	2'54"86	00:46.46	2m77								
16	MORCOTE M. FOREST	18	60,05 S1	00:13.03 S1	01:40.93 4 01:40.93	01:56.12 4 00:15.19	02:09.100 4 00:13.87	02:24.29 17 00:14.29	02:40.26 18 00:15.98	02:59.83 18 00:19.57	2'58"46	00:49.84	7m83								

Tacking datas
PARISLONGCHAMP
C8 - PRIX CASTRIES - 2400m
Thursday, October 17, 2019 - 17:55

Horse **MOONWALK STEP**
 Rider **M. BARZALONA**
 Official rank **1**
 Full time **02:48.81**
 Fasted section **00:12.10** (section 2f - 1f)
 Top speed (km/h) **61,70** (section 2f - 1f)
 Average speed (km/h) **52,4**

Tracking datas

One furlong	Start - 11f	11f - 10f	10f - 9f	9f - 8f	8f - 7f	7f - 6f	6f - 5f	5f - 4f	4f - 3f	3f - 2f	2f - 1f	1f - Fin
Time in running	00:17.09	00:30.05	00:43.57	00:57.66	01:12.07	01:27.06	01:41.83	01:56.91	02:10.58	02:24.09	02:36.19	02:48.81
Section time	00:17.09	00:12.96	00:13.53	00:14.09	00:14.40	00:14.99	00:14.77	00:15.08	00:13.67	00:13.51	00:12.10	00:12.62
Average speed	41,5	55,3	53,2	51,4	50,4	50,6	52,8	51,9	53,2	55,8	59,6	57


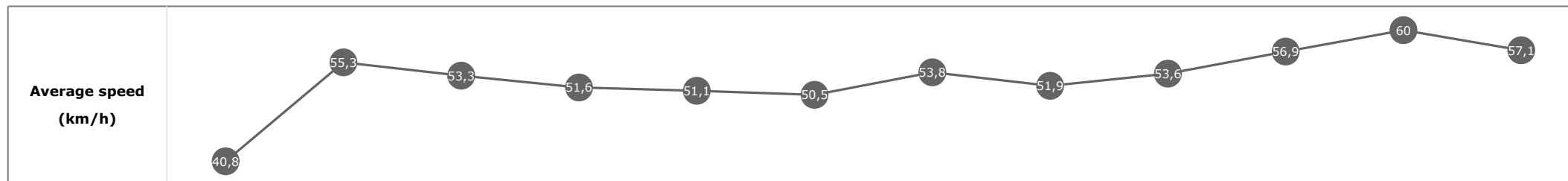


Tacking datas
PARISLONGCHAMP
C8 - PRIX CASTRIES - 2400m
Thursday, October 17, 2019 - 17:55

Horse **PORT DEAUVILLE**
 Rider **E. HARDOUIN**
 Official rank **2**
 Full time **02:48.80**
 Fasted section **00:12.05** (section 2f - 1f)
 Top speed (km/h) **62,14** (section 2f - 1f)
 Average speed (km/h) **52,6**

Tracking datas

One furlong	Start - 11f	11f - 10f	10f - 9f	9f - 8f	8f - 7f	7f - 6f	6f - 5f	5f - 4f	4f - 3f	3f - 2f	2f - 1f	1f - Fin
Time in running	00:17.34	00:30.36	00:43.92	00:57.88	01:12.15	01:27.35	01:41.97	01:57.25	02:10.92	02:24.13	02:36.18	02:48.80
Section time	00:17.34	00:13.02	00:13.56	00:13.96	00:14.27	00:15.19	00:14.62	00:15.29	00:13.66	00:13.22	00:12.05	00:12.62
Average speed	40,8	55,3	53,3	51,6	51,1	50,5	53,8	51,9	53,6	56,9	60	57,1

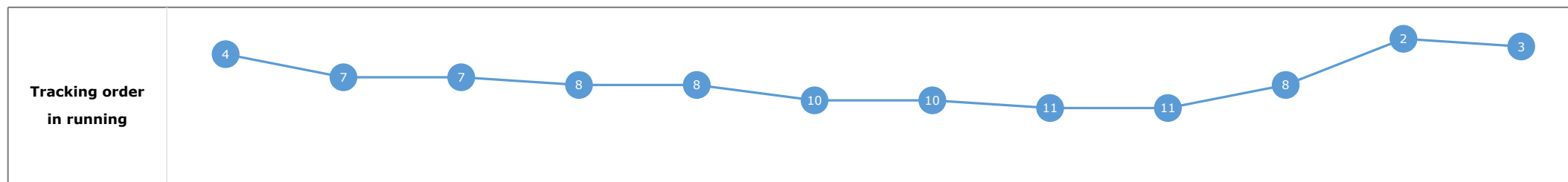
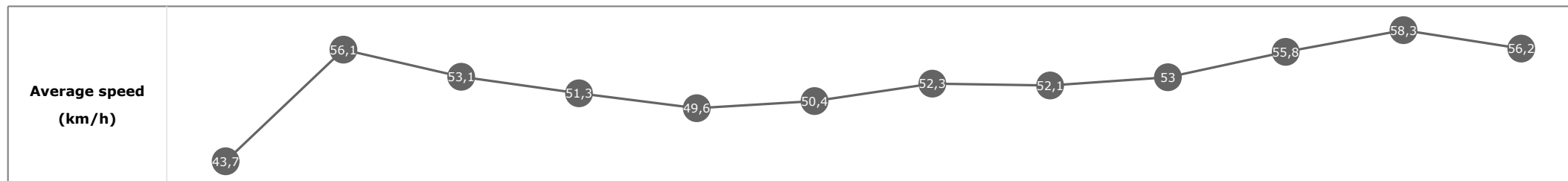


Tacking datas
PARISLONGCHAMP
C8 - PRIX CASTRIES - 2400m
Thursday, October 17, 2019 - 17:55

Horse **L'ILLI PIKA**
 Rider **A. DUORTE**
 Official rank **3**
 Full time **02:49.09**
 Fasted section **00:12.33** (section 2f - 1f)
 Top speed (km/h) **60,70** (section 2f - 1f)
 Average speed (km/h) **52,4**

Tracking datas

One furlong	Start - 11f	11f - 10f	10f - 9f	9f - 8f	8f - 7f	7f - 6f	6f - 5f	5f - 4f	4f - 3f	3f - 2f	2f - 1f	1f - Fin
Time in running	00:16.20	00:29.02	00:42.55	00:56.66	01:11.35	01:26.53	01:41.48	01:56.64	02:10.37	02:23.84	02:36.18	02:49.09
Section time	00:16.20	00:12.82	00:13.54	00:14.11	00:14.69	00:15.18	00:14.95	00:15.16	00:13.73	00:13.47	00:12.33	00:12.91
Average speed	43,7	56,1	53,1	51,3	49,6	50,4	52,3	52,1	53	55,8	58,3	56,2


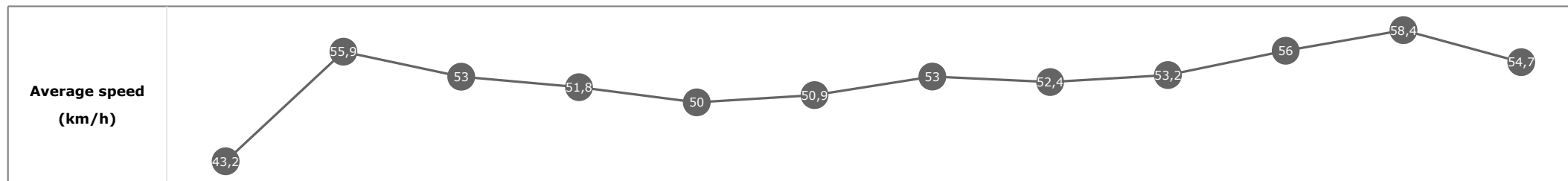


Tacking datas
PARISLONGCHAMP
C8 - PRIX CASTRIES - 2400m
Thursday, October 17, 2019 - 17:55

Horse **DUNGANNON**
 Rider **ALEX. ROUSSEL**
 Official rank **4**
 Full time **02:49.22**
 Fasted section **00:12.37** (section 2f - 1f)
 Top speed (km/h) **60,34** (section 2f - 1f)
 Average speed (km/h) **52,4**

Tracking datas

One furlong	Start - 11f	11f - 10f	10f - 9f	9f - 8f	8f - 7f	7f - 6f	6f - 5f	5f - 4f	4f - 3f	3f - 2f	2f - 1f	1f - Fin
Time in running	00:16.40	00:29.30	00:42.85	00:56.84	01:11.37	01:26.52	01:41.36	01:56.53	02:10.30	02:23.66	02:36.03	02:49.22
Section time	00:16.40	00:12.89	00:13.55	00:13.99	00:14.53	00:15.15	00:14.84	00:15.17	00:13.77	00:13.37	00:12.37	00:13.19
Average speed	43,2	55,9	53	51,8	50	50,9	53	52,4	53,2	56	58,4	54,7

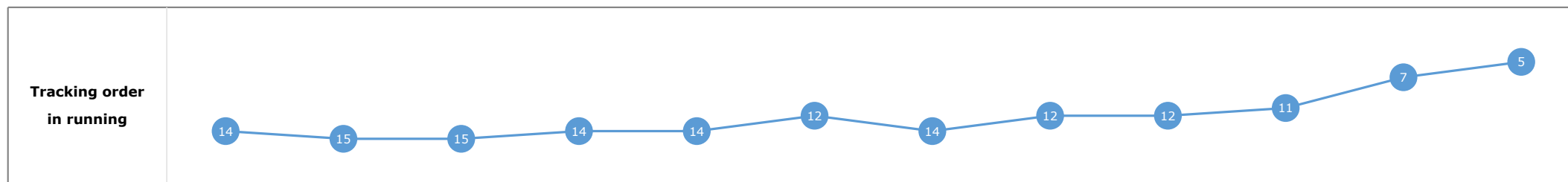
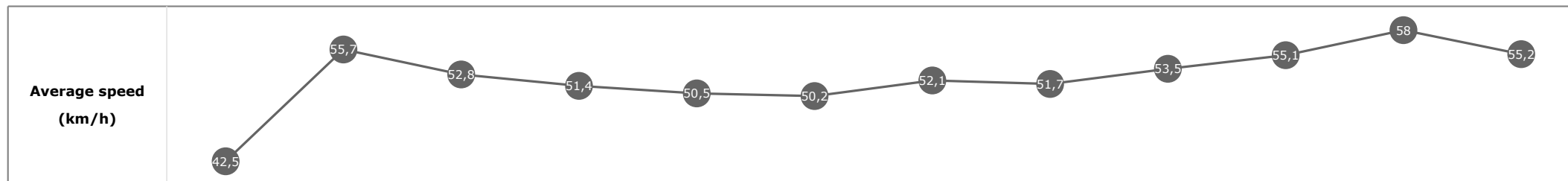


Tacking datas
PARISLONGCHAMP
C8 - PRIX CASTRIES - 2400m
Thursday, October 17, 2019 - 17:55

Horse **DARK DESIRE**
 Rider R. THOMAS
 Official rank **5**
 Full time **02:49.44**
 Fasted section **00:12.41** (section 2f - 1f)
 Top speed (km/h) **60,05** (section 2f - 1f)
 Average speed (km/h) **52,1**

Tracking datas

One furlong	Start - 11f	11f - 10f	10f - 9f	9f - 8f	8f - 7f	7f - 6f	6f - 5f	5f - 4f	4f - 3f	3f - 2f	2f - 1f	1f - Fin
Time in running	00:16.63	00:29.59	00:43.21	00:57.30	01:11.69	01:26.78	01:41.64	01:56.74	02:10.41	02:24.00	02:36.41	02:49.44
Section time	00:16.63	00:12.96	00:13.63	00:14.09	00:14.39	00:15.09	00:14.86	00:15.10	00:13.67	00:13.59	00:12.41	00:13.03
Average speed	42,5	55,7	52,8	51,4	50,5	50,2	52,1	51,7	53,5	55,1	58	55,2

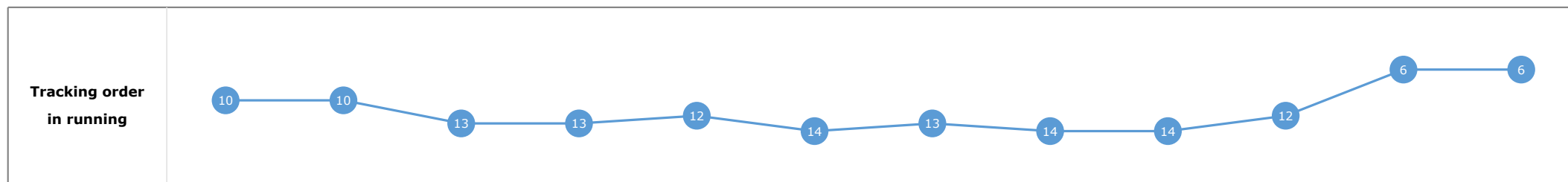
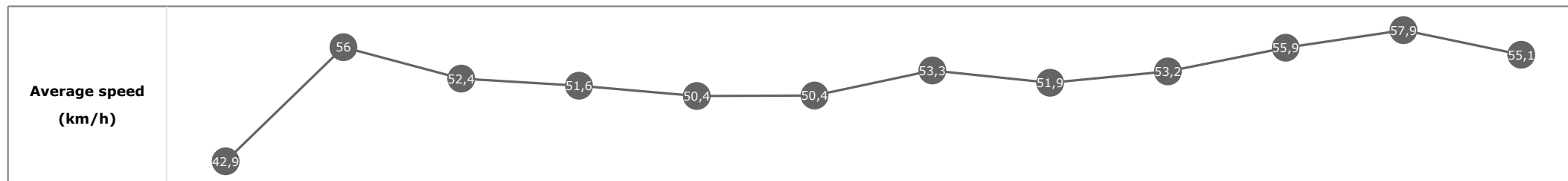


Tacking datas
PARISLONGCHAMP
C8 - PRIX CASTRIES - 2400m
Thursday, October 17, 2019 - 17:55

Horse **GALDAN**
 Rider T. BACHELOT
 Official rank **6**
 Full time **02:49.47**
 Fasted section **00:12.37** (section 2f - 1f)
 Top speed (km/h) **62,46** (section 3f - 2f)
 Average speed (km/h) **52,3**

Tracking datas

One furlong	Start - 11f	11f - 10f	10f - 9f	9f - 8f	8f - 7f	7f - 6f	6f - 5f	5f - 4f	4f - 3f	3f - 2f	2f - 1f	1f - Fin
Time in running	00:16.45	00:29.28	00:43.12	00:57.14	01:11.61	01:26.82	01:41.56	01:56.83	02:10.54	02:24.01	02:36.38	02:49.47
Section time	00:16.45	00:12.83	00:13.84	00:14.02	00:14.47	00:15.21	00:14.74	00:15.27	00:13.71	00:13.47	00:12.37	00:13.09
Average speed	42,9	56	52,4	51,6	50,4	50,4	53,3	51,9	53,2	55,9	57,9	55,1

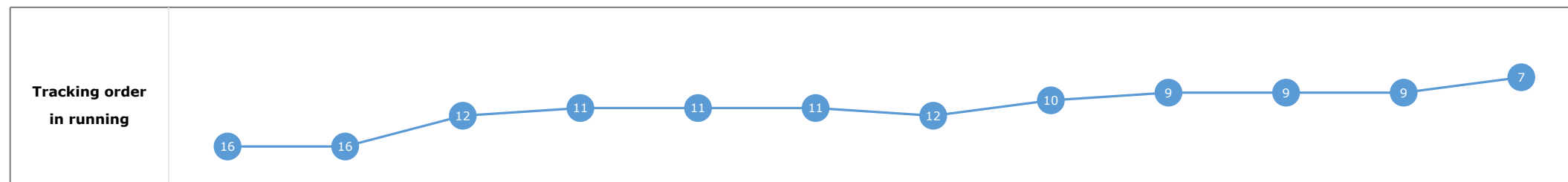
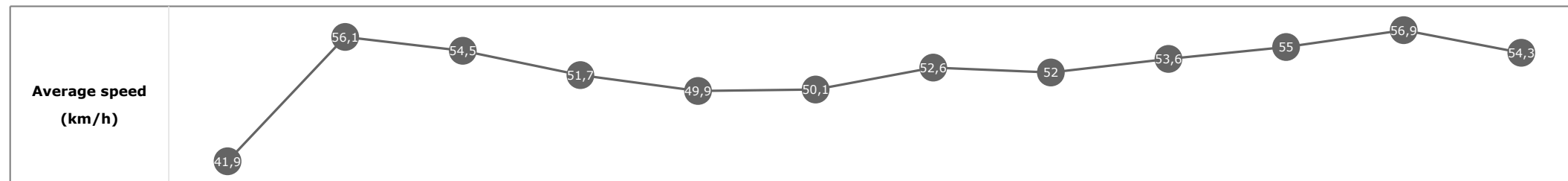


Tacking datas
PARISLONGCHAMP
C8 - PRIX CASTRIES - 2400m
Thursday, October 17, 2019 - 17:55

Horse **SIKANDARI**
 Rider J. CLAUDIC
 Official rank **7**
 Full time **02:49.82**
 Fasted section **00:12.58** (section 2f - 1f)
 Top speed (km/h) **59,29** (section 2f - 1f)
 Average speed (km/h) **52,1**

Tracking datas

One furlong	Start - 11f	11f - 10f	10f - 9f	9f - 8f	8f - 7f	7f - 6f	6f - 5f	5f - 4f	4f - 3f	3f - 2f	2f - 1f	1f - Fin
Time in running	00:16.91	00:29.68	00:42.99	00:56.99	01:11.47	01:26.66	01:41.54	01:56.58	02:10.28	02:23.90	02:36.48	02:49.82
Section time	00:16.91	00:12.77	00:13.31	00:14.00	00:14.48	00:15.20	00:14.88	00:15.04	00:13.71	00:13.62	00:12.58	00:13.34
Average speed	41,9	56,1	54,5	51,7	49,9	50,1	52,6	52	53,6	55	56,9	54,3

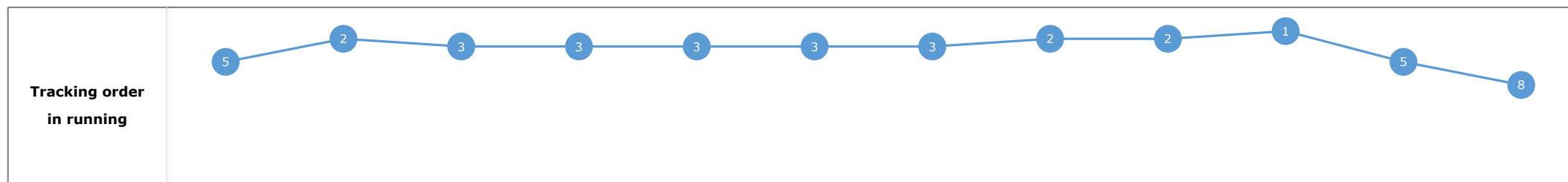
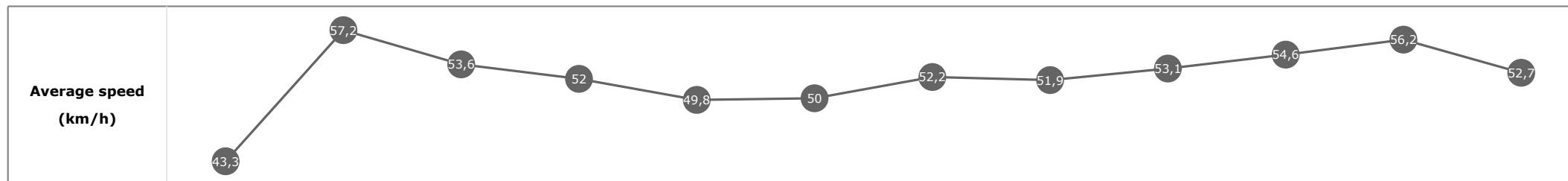


Tacking datas
PARISLONGCHAMP
C8 - PRIX CASTRIES - 2400m
Thursday, October 17, 2019 - 17:55

Horse **ROCK OR BUST**
 Rider **A. BADEL**
 Official rank **8**
 Full time **02:49.95**
 Fasted section **00:12.60** (section 11f - 10f)
 Top speed (km/h) **59,22** (section 11f - 10f)
 Average speed (km/h) **52**

Tracking datas

One furlong	Start - 11f	11f - 10f	10f - 9f	9f - 8f	8f - 7f	7f - 6f	6f - 5f	5f - 4f	4f - 3f	3f - 2f	2f - 1f	1f - Fin
Time in running	00:16.27	00:28.86	00:42.39	00:56.29	01:10.89	01:26.02	01:40.88	01:56.02	02:09.79	02:23.49	02:36.25	02:49.95
Section time	00:16.27	00:12.60	00:13.53	00:13.90	00:14.60	00:15.14	00:14.85	00:15.14	00:13.77	00:13.70	00:12.77	00:13.69
Average speed	43,3	57,2	53,6	52	49,8	50	52,2	51,9	53,1	54,6	56,2	52,7

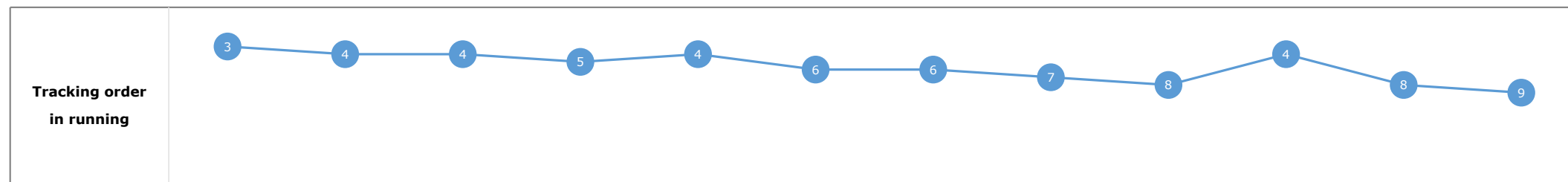
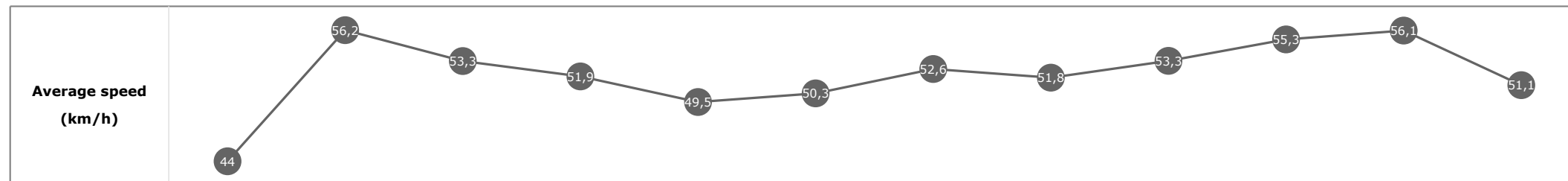


Tacking datas
PARISLONGCHAMP
C8 - PRIX CASTRIES - 2400m
Thursday, October 17, 2019 - 17:55

Horse **PANDEMONIUM**
 Rider G. TROLLEY DE PREVAUX
 Official rank **9**
 Full time **02:50.64**
 Fasted section **00:12.77** (section 2f - 1f)
 Top speed (km/h) **59,44** (section 11f - 10f)
 Average speed (km/h) **51,9**

Tracking datas

One furlong	Start - 11f	11f - 10f	10f - 9f	9f - 8f	8f - 7f	7f - 6f	6f - 5f	5f - 4f	4f - 3f	3f - 2f	2f - 1f	1f - Fin
Time in running	00:16.10	00:28.91	00:42.42	00:56.40	01:11.05	01:26.29	01:41.16	01:56.38	02:10.13	02:23.71	02:36.48	02:50.64
Section time	00:16.10	00:12.81	00:13.51	00:13.97	00:14.65	00:15.24	00:14.87	00:15.22	00:13.75	00:13.59	00:12.77	00:14.16
Average speed	44	56,2	53,3	51,9	49,5	50,3	52,6	51,8	53,3	55,3	56,1	51,1

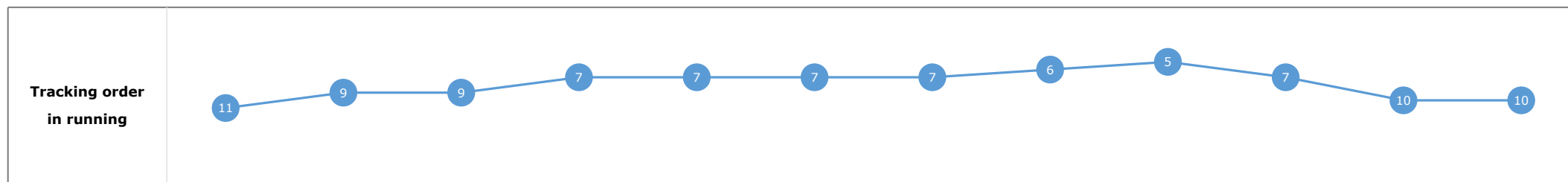
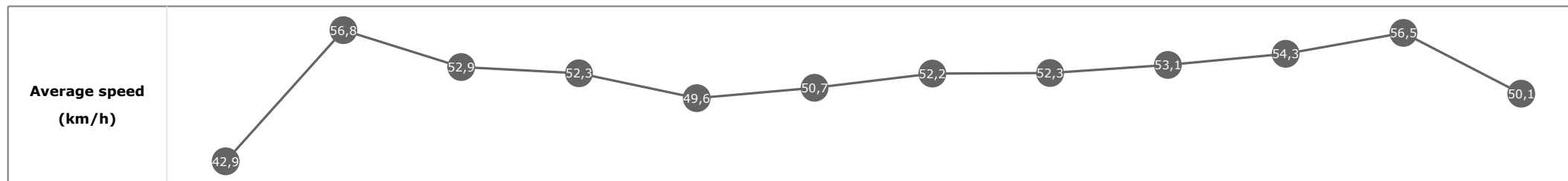


Tacking datas
PARISLONGCHAMP
C8 - PRIX CASTRIES - 2400m
Thursday, October 17, 2019 - 17:55

Horse **CLASSIC PEARL**
 Rider **PC. BOUDOT**
 Official rank **10**
 Full time **02:50.92**
 Fasted section **00:12.72** (section 2f - 1f)
 Top speed (km/h) **59,51** (section 11f - 10f)
 Average speed (km/h) **51,8**

Tracking datas

One furlong	Start - 11f	11f - 10f	10f - 9f	9f - 8f	8f - 7f	7f - 6f	6f - 5f	5f - 4f	4f - 3f	3f - 2f	2f - 1f	1f - Fin
Time in running	00:16.45	00:29.19	00:42.75	00:56.62	01:11.25	01:26.31	01:41.18	01:56.29	02:10.01	02:23.81	02:36.53	02:50.92
Section time	00:16.45	00:12.74	00:13.56	00:13.87	00:14.63	00:15.06	00:14.87	00:15.11	00:13.72	00:13.80	00:12.72	00:14.40
Average speed	42,9	56,8	52,9	52,3	49,6	50,7	52,2	52,3	53,1	54,3	56,5	50,1

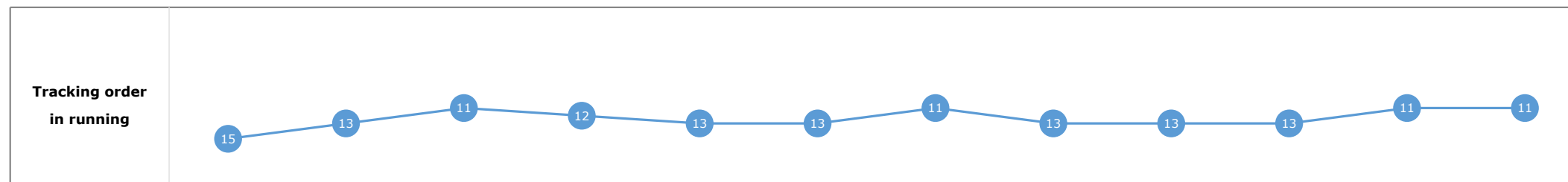
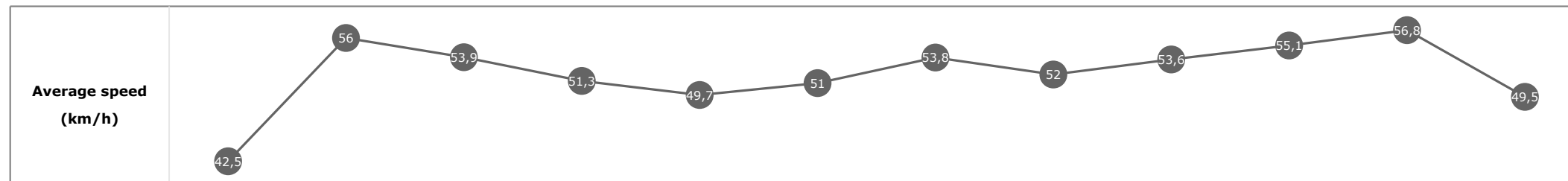


Tacking datas
PARISLONGCHAMP
C8 - PRIX CASTRIES - 2400m
Thursday, October 17, 2019 - 17:55

Horse **GOLDEN BUCK**
 Rider J. CABRE
 Official rank **11**
 Full time **02:51.31**
 Fasted section **00:12.74** (section 2f - 1f)
 Top speed (km/h) **59,36** (section 2f - 1f)
 Average speed (km/h) **51,9**

Tracking datas

One furlong	Start - 11f	11f - 10f	10f - 9f	9f - 8f	8f - 7f	7f - 6f	6f - 5f	5f - 4f	4f - 3f	3f - 2f	2f - 1f	1f - Fin
Time in running	00:16.63	00:29.52	00:42.86	00:57.02	01:11.65	01:26.80	01:41.51	01:56.75	02:10.42	02:24.05	02:36.79	02:51.31
Section time	00:16.63	00:12.89	00:13.35	00:14.16	00:14.62	00:15.15	00:14.71	00:15.24	00:13.67	00:13.63	00:12.74	00:14.52
Average speed	42,5	56	53,9	51,3	49,7	51	53,8	52	53,6	55,1	56,8	49,5


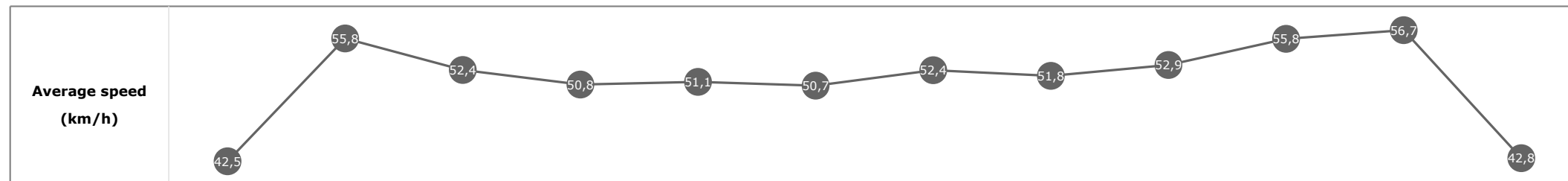


Tacking datas
PARISLONGCHAMP
C8 - PRIX CASTRIES - 2400m
Thursday, October 17, 2019 - 17:55

Horse **SPIRIT'S REVENCH**
 Rider **A. LEMAITRE**
 Official rank **12**
 Full time **02:53.69**
 Fasted section **00:12.75** (section 2f - 1f)
 Top speed (km/h) **60,05** (section 3f - 2f)
 Average speed (km/h) **51**

Tracking datas

One furlong	Start - 11f	11f - 10f	10f - 9f	9f - 8f	8f - 7f	7f - 6f	6f - 5f	5f - 4f	4f - 3f	3f - 2f	2f - 1f	1f - Fin
Time in running	00:16.57	00:29.47	00:43.30	00:57.53	01:11.75	01:26.83	01:41.75	01:56.92	02:10.67	02:24.14	02:36.89	02:53.69
Section time	00:16.57	00:12.90	00:13.83	00:14.23	00:14.22	00:15.08	00:14.92	00:15.18	00:13.75	00:13.47	00:12.75	00:16.80
Average speed	42,5	55,8	52,4	50,8	51,1	50,7	52,4	51,8	52,9	55,8	56,7	42,8


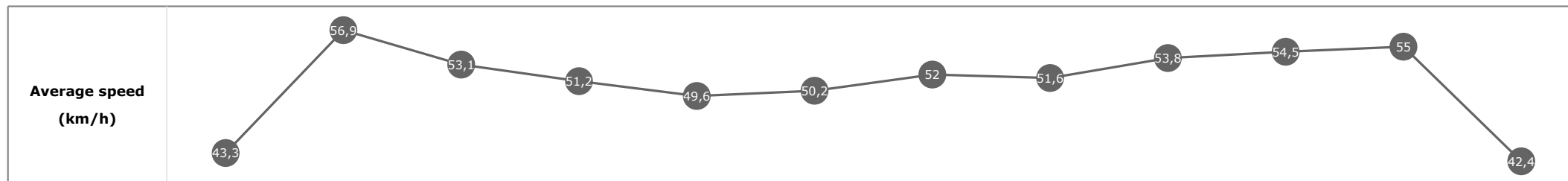


Tacking datas
PARISLONGCHAMP
C8 - PRIX CASTRIES - 2400m
Thursday, October 17, 2019 - 17:55

Horse **WANGANELLA**
 Rider **A. POUCHIN**
 Official rank **13**
 Full time **02:53.87**
 Fasted section **00:12.58** (section 11f - 10f)
 Top speed (km/h) **59,94** (section Start - 11f)
 Average speed (km/h) **50,8**

Tracking datas

One furlong	Start - 11f	11f - 10f	10f - 9f	9f - 8f	8f - 7f	7f - 6f	6f - 5f	5f - 4f	4f - 3f	3f - 2f	2f - 1f	1f - Fin
Time in running	00:16.39	00:28.97	00:42.56	00:56.72	01:11.40	01:26.50	01:41.38	01:56.48	02:10.11	02:23.77	02:36.92	02:53.87
Section time	00:16.39	00:12.58	00:13.59	00:14.16	00:14.68	00:15.10	00:14.88	00:15.10	00:13.63	00:13.66	00:13.15	00:16.95
Average speed	43,3	56,9	53,1	51,2	49,6	50,2	52	51,6	53,8	54,5	55	42,4

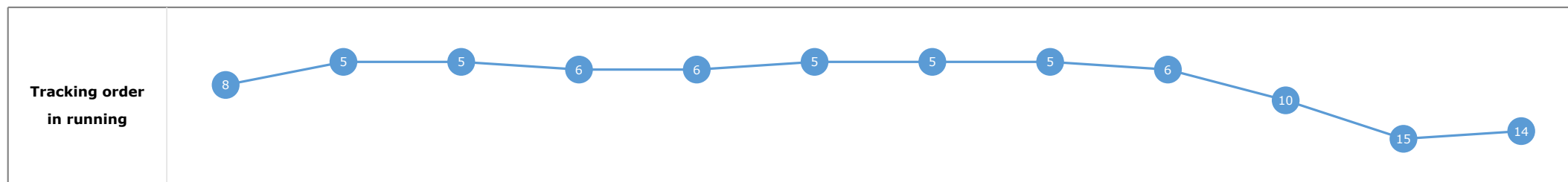
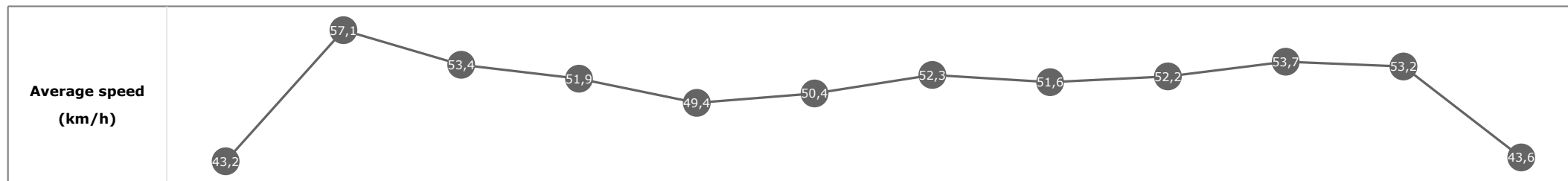


Tacking datas
PARISLONGCHAMP
C8 - PRIX CASTRIES - 2400m
Thursday, October 17, 2019 - 17:55

Horse **VINCENTO**
 Rider **A. CHESNEAU**
 Official rank **14**
 Full time **02:54.11**
 Fasted section **00:12.56** (section 11f - 10f)
 Top speed (km/h) **60,30** (section 11f - 10f)
 Average speed (km/h) **50,7**

Tracking datas

One furlong	Start - 11f	11f - 10f	10f - 9f	9f - 8f	8f - 7f	7f - 6f	6f - 5f	5f - 4f	4f - 3f	3f - 2f	2f - 1f	1f - Fin
Time in running	00:16.41	00:28.97	00:42.47	00:56.43	01:11.15	01:26.21	01:40.97	01:56.19	02:10.08	02:23.97	02:37.60	02:54.11
Section time	00:16.41	00:12.56	00:13.50	00:13.96	00:14.71	00:15.07	00:14.76	00:15.22	00:13.89	00:13.90	00:13.62	00:16.52
Average speed	43,2	57,1	53,4	51,9	49,4	50,4	52,3	51,6	52,2	53,7	53,2	43,6

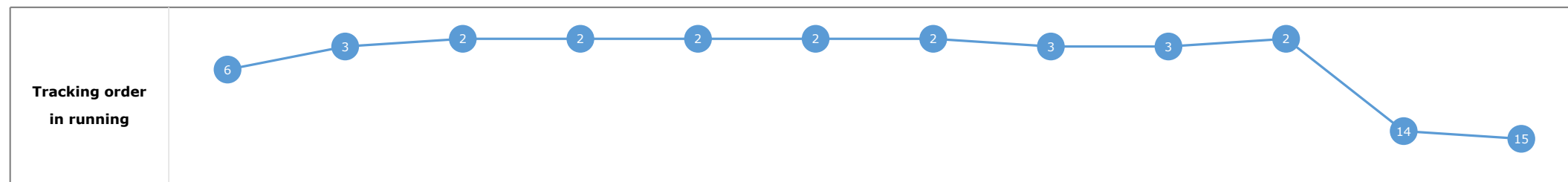
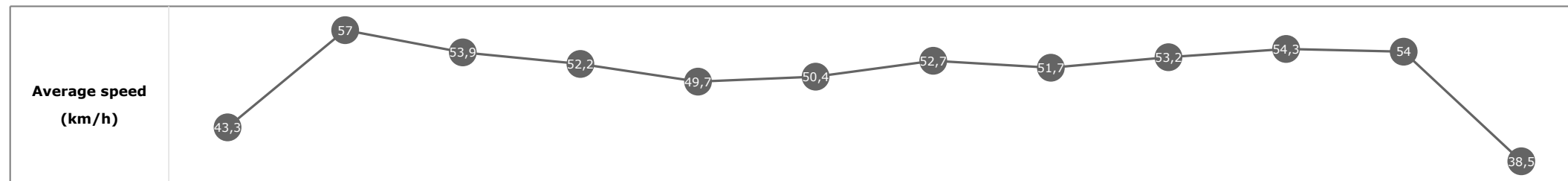


Tacking datas
PARISLONGCHAMP
C8 - PRIX CASTRIES - 2400m
Thursday, October 17, 2019 - 17:55

Horse **MAKTAVA**
 Rider **C. DEMURO**
 Official rank **15**
 Full time **02:55.68**
 Fasted section **00:12.61** (section 11f - 10f)
 Top speed (km/h) **59,65** (section 11f - 10f)
 Average speed (km/h) **50,4**

Tracking datas

One furlong	Start - 11f	11f - 10f	10f - 9f	9f - 8f	8f - 7f	7f - 6f	6f - 5f	5f - 4f	4f - 3f	3f - 2f	2f - 1f	1f - Fin
Time in running	00:16.27	00:28.88	00:42.27	00:56.15	01:10.83	01:26.01	01:40.84	01:56.06	02:09.83	02:23.63	02:37.01	02:55.68
Section time	00:16.27	00:12.61	00:13.39	00:13.88	00:14.67	00:15.18	00:14.83	00:15.22	00:13.77	00:13.81	00:13.38	00:18.67
Average speed	43,3	57	53,9	52,2	49,7	50,4	52,7	51,7	53,2	54,3	54	38,5

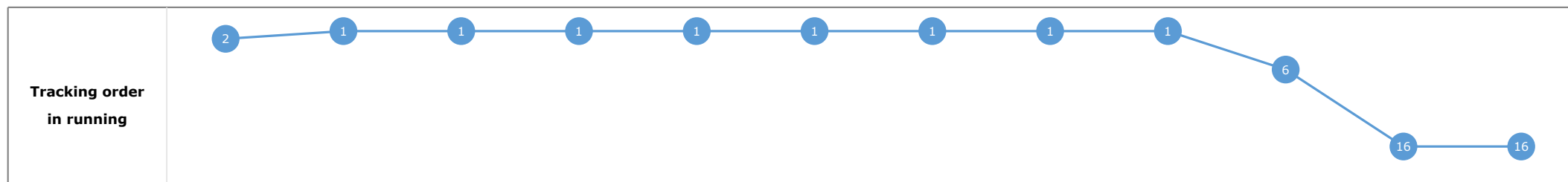
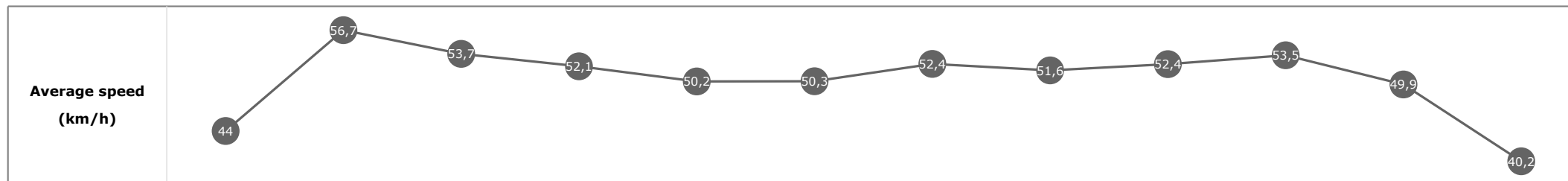


Tacking datas
PARISLONGCHAMP
C8 - PRIX CASTRIES - 2400m
Thursday, October 17, 2019 - 17:55

Horse **ROYAL BOWL**
 Rider **L. GROSSO**
 Official rank **16**
 Full time **02:56.20**
 Fasted section **00:12.71** (section 11f - 10f)
 Top speed (km/h) **59,15** (section 11f - 10f)
 Average speed (km/h) **50,2**

Tracking datas

One furlong	Start - 11f	11f - 10f	10f - 9f	9f - 8f	8f - 7f	7f - 6f	6f - 5f	5f - 4f	4f - 3f	3f - 2f	2f - 1f	1f - Fin
Time in running	00:16.04	00:28.75	00:42.21	00:56.05	01:10.59	01:25.70	01:40.56	01:55.78	02:09.74	02:23.80	02:38.17	02:56.20
Section time	00:16.04	00:12.71	00:13.47	00:13.84	00:14.54	00:15.11	00:14.85	00:15.22	00:13.96	00:14.06	00:14.38	00:18.03
Average speed	44	56,7	53,7	52,1	50,2	50,3	52,4	51,6	52,4	53,5	49,9	40,2

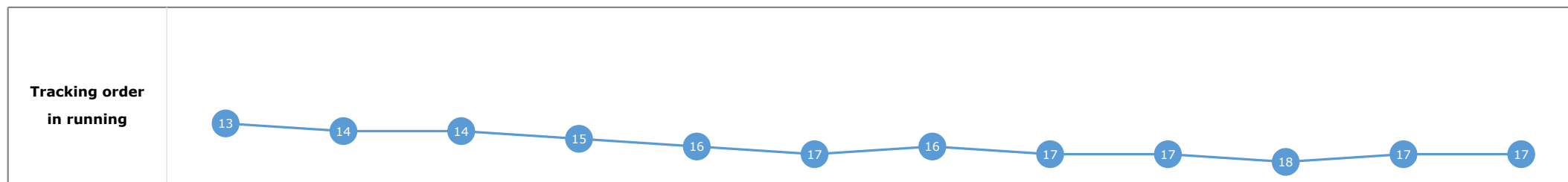
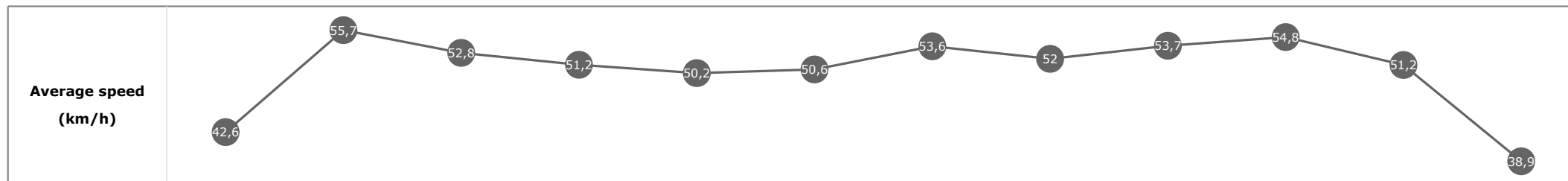


Tacking datas
PARISLONGCHAMP
C8 - PRIX CASTRIES - 2400m
Thursday, October 17, 2019 - 17:55

Horse **DUBAI EMPIRE**
 Rider **C. PACAUT**
 Official rank **17**
 Full time **02:56.98**
 Fasted section **00:12.92** (section 11f - 10f)
 Top speed (km/h) **59,94** (section 3f - 2f)
 Average speed (km/h) **50,2**

Tracking datas

One furlong	Start - 11f	11f - 10f	10f - 9f	9f - 8f	8f - 7f	7f - 6f	6f - 5f	5f - 4f	4f - 3f	3f - 2f	2f - 1f	1f - Fin
Time in running	00:16.60	00:29.52	00:43.16	00:57.33	01:11.89	01:27.09	01:41.76	01:57.05	02:10.71	02:24.43	02:38.46	02:56.98
Section time	00:16.60	00:12.92	00:13.64	00:14.17	00:14.56	00:15.20	00:14.68	00:15.28	00:13.66	00:13.72	00:14.04	00:18.52
Average speed	42,6	55,7	52,8	51,2	50,2	50,6	53,6	52	53,7	54,8	51,2	38,9



Tacking datas
PARISLONGCHAMP
C8 - PRIX CASTRIES - 2400m
Thursday, October 17, 2019 - 17:55

Horse **MORCOTE**
 Rider **M. FOREST**
 Official rank **18**
 Full time **02:59.83**
 Fasted section **00:13.03** (section 11f - 10f)
 Top speed (km/h) **60,05** (section 11f - 10f)
 Average speed (km/h) **49,3**

Tracking datas

One furlong	Start - 11f	11f - 10f	10f - 9f	9f - 8f	8f - 7f	7f - 6f	6f - 5f	5f - 4f	4f - 3f	3f - 2f	2f - 1f	1f - Fin
Time in running	00:16.01	00:29.04	00:42.53	00:56.34	01:11.05	01:26.16	01:40.93	01:56.12	02:09.100	02:24.29	02:40.26	02:59.83
Section time	00:16.01	00:13.03	00:13.49	00:13.81	00:14.71	00:15.11	00:14.77	00:15.19	00:13.87	00:14.29	00:15.98	00:19.57
Average speed	44,2	55,2	53,5	52,4	49,5	50,8	53,4	52,1	52,8	52,6	44,9	36,9

