

**Statistiques Tracking**  
**DEAUVILLE**  
**C3 - PRIX DE L'ESQUE - 1500m**  
**vendredi 3 janvier 2020 - 13:10**

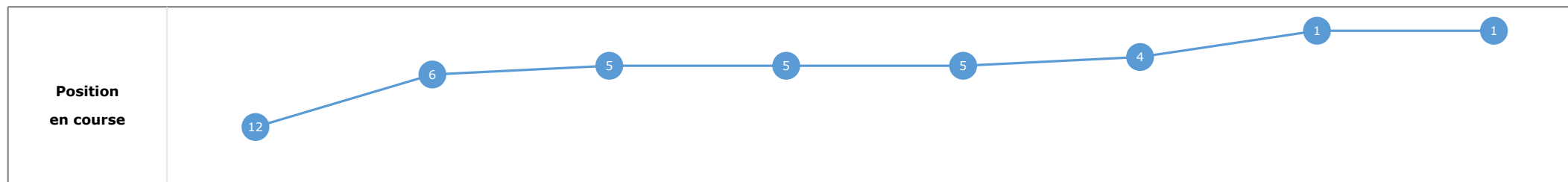
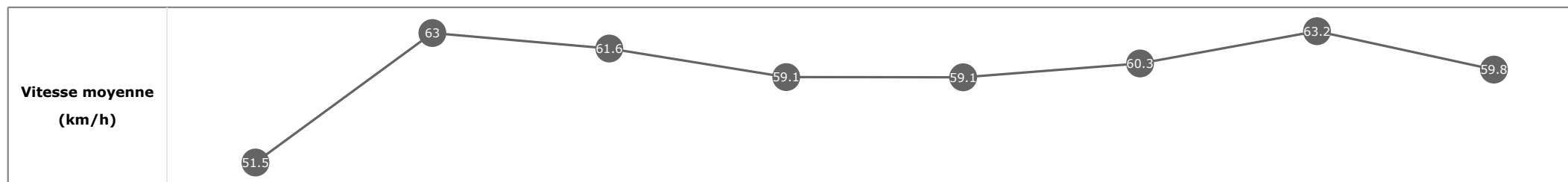
Partant (corde)	Cheval	Arrivée officielle	Tronçons de 200m Temps passage en tête Durée du tronçon		DEP - 1000m	1000m - 800m	800m - 600m	600m - 400m	400m - 200m	200m - ARR	Temps officiel	Derniers 600m	Parcouru vs. 1er
			T1	T2	T3	T4	T5	T6					
3 (4)	<b>ARMORICA</b> F. LEFEBVRE	1	67.72 T5	00:11.40 T5	<b>00:30.14</b> 00:30.14	5 00:12.08	5 00:12.18	5 00:11.91	4 00:11.40	1 00:12.12	01:29"82	00:35.44	
11 (5)	<b>INEVITABLE HERMANN</b> M. GUYON	2	67.93 T5	00:11.42 T5	<b>00:30.41</b> 00:30.41	8 00:12.12	8 00:12.16	6 00:11.81	6 00:11.42	3 00:11.92	1'29"84	00:35.16	-0.19
14 (2)	<b>SPLIT STEP</b> E. HARDOUIN	3	66.24 T1	00:11.54 T1	<b>00:30.21</b> 00:30.21	6 00:12.23	7 00:12.10	6 00:11.98	7 00:11.59	7 00:11.99	1'30"08	00:35.56	0.46
9 (7)	<b>BROOKE</b> M. JUSTUM	4	67.82 T5	00:11.43 T5	<b>00:30.44</b> 00:30.44	9 00:12.27	10 00:12.15	10 00:11.89	10 00:11.43	9 00:11.99	1'30"13	00:35.32	0.98
16 (3)	<b>COLIBRI CAEL</b> L. GROSSO	5	67.21 T1	00:11.45 T1	<b>00:30.03</b> 00:30.03	4 00:12.09	4 00:12.23	3 00:11.99	5 00:11.71	5 00:12.30	1'30"31	00:36.01	1.94
6 (1)	<b>SENZA FINE</b> J. CABRE	6	67.75 T1	00:11.39 T1	<b>00:29.91</b> 00:29.91	2 00:12.04	2 00:12.25	2 00:11.98	2 00:11.72	2 00:12.56	1'30"38	00:36.26	3.20
2 (9)	<b>DUSK TILL DOWN</b> C. SOUMILLON	7	67.07 T5	00:11.46 T5	<b>00:30.47</b> 00:30.47	10 00:12.16	9 00:12.18	9 00:11.91	9 00:11.46	10 00:12.25	1'30"40	00:35.63	5.06
7 (10)	<b>AS D'ARTOIS</b> H. JOURNIAC	8	67.68 T5	00:11.57 T5	<b>00:30.24</b> 00:30.24	7 00:12.14	6 00:12.22	7 00:11.93	8 00:11.57	6 00:12.37	1'30"42	00:35.88	4.31
5 (14)	<b>DAWN PROMISE</b> A. LEMAITRE	9	67.72 T5	00:11.31 T5	<b>00:30.95</b> 00:30.95	14 00:12.20	15 00:12.15	14 00:11.98	14 00:11.31	11 00:12.11	1'30"65	00:35.41	4.06
4 (15)	<b>SHOWTIME STAR</b> L. BOISSEAU	10	67.00 T1	00:11.33 T5	<b>00:30.97</b> 00:30.97	15 00:12.15	14 00:12.15	15 00:12.06	15 00:11.33	13 00:12.04	1'30"68	00:35.45	5.30
1 (13)	<b>JEREMIADE</b> A. DUORTE	11	66.31 T3	00:11.32 T1	<b>00:29.78</b> 00:29.78	1 00:12.14	1 00:12.20	1 00:12.01	1 00:11.84	4 00:12.80	1'30"70	00:36.65	4.53
8 (6)	<b>STORMING OUT</b> PC. BOUDOT	12	65.48 T5	00:11.58 T1	<b>00:29.95</b> 00:29.95	3 00:12.12	3 00:12.28	4 00:11.92	3 00:11.87	8 00:13.16	1'31"23	00:36.96	4.74
12 (12)	<b>NIKAKI</b> T. BARON	13	65.56 T5	00:11.67 T5	<b>00:30.73</b> 00:30.73	12 00:12.10	11 00:12.19	12 00:12.13	13 00:11.67	14 00:12.57	1'31"32	00:36.38	5.28
10 (8)	<b>COPACETIC</b> M. DELALANDE	14	65.81 T5	00:11.76 T1	<b>00:30.61</b> 00:30.61	11 00:12.24	12 00:12.15	11 00:11.86	11 00:11.78	12 00:12.97	1'31"49	00:36.62	0.63
15 (11)	<b>INTERSTELLAIRE</b> S. BREUX	15	65.48 T5	00:11.84 T5	<b>00:30.77</b> 00:30.77	13 00:12.21	13 00:12.16	13 00:11.95	12 00:11.84	15 00:12.88	1'31"70	00:36.67	1.85
13 (16)	<b>JOE THE TINKER</b> NON PARTANT												

**Statistiques Tracking**  
**DEAUVILLE**  
**C3 - PRIX DE L'ESQUE - 1500m**  
**vendredi 3 janvier 2020 - 13:10**

Cheval **ARMORICA**  
 Jockey **F. LEFEBVRE**  
 Rang d'arrivée **1**  
 Temps de parcours **01:29.86**  
 Tronçon le plus rapide **00:11.40** (tronçon 400m - 200m)  
 Vitesse maximale **67.72** (tronçon 400m - 200m)  
 Vitesse moyenne **58.8**

**Données de tracking**

Tronçons de 200m	DEP 1400m	1400m 1200m	1200m 1000m	1000m 800m	800m 600m	600m 400m	400m 200m	200m ARR
<b>Temps de parcours</b>	<b>00:06.94</b>	<b>00:18.40</b>	<b>00:30.14</b>	<b>00:42.23</b>	<b>00:54.41</b>	<b>01:06.33</b>	<b>01:17.74</b>	<b>01:29.86</b>
Temps du tronçon	00:04.69	00:11.46	00:11.74	00:12.08	00:12.18	00:11.91	00:11.40	00:12.12
<b>Vitesse moyenne</b>	51.5	63	61.6	59.1	59.1	60.3	63.2	59.8

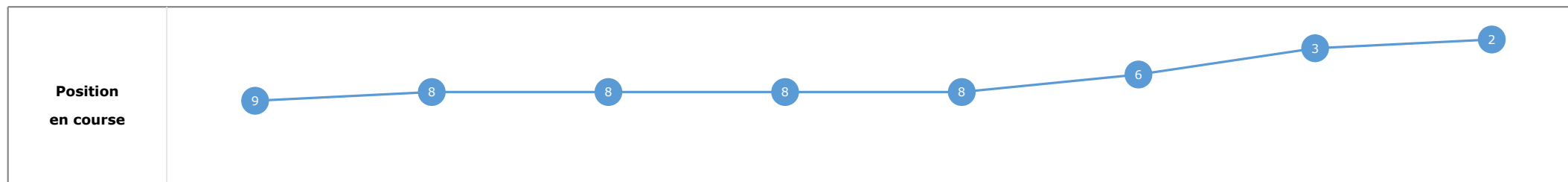
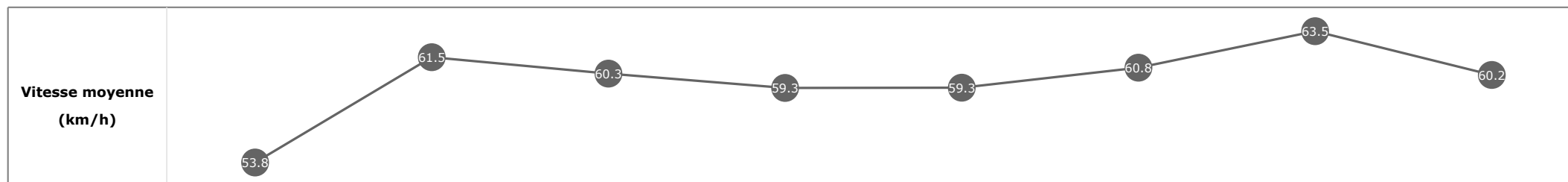


**Statistiques Tracking**  
**DEAUVILLE**  
**C3 - PRIX DE L'ESQUE - 1500m**  
**vendredi 3 janvier 2020 - 13:10**

Cheval **INEVITABLE HERMANN**  
 Jockey M. GUYON  
 Rang d'arrivée **2**  
 Temps de parcours **01:29.87**  
 Tronçon le plus rapide **00:11.42** (tronçon 400m - 200m)  
 Vitesse maximale **67.93** (tronçon 400m - 200m)  
 Vitesse moyenne **58.8**

**Données de tracking**

Tronçons de 200m	DEP 1400m	1400m 1200m	1200m 1000m	1000m 800m	800m 600m	600m 400m	400m 200m	200m ARR
<b>Temps de parcours</b>	<b>00:06.84</b>	<b>00:18.50</b>	<b>00:30.41</b>	<b>00:42.53</b>	<b>00:54.70</b>	<b>01:06.52</b>	<b>01:17.94</b>	<b>01:29.87</b>
Temps du tronçon	00:04.60	00:11.65	00:11.91	00:12.12	00:12.16	00:11.81	00:11.42	00:11.92
<b>Vitesse moyenne</b>	53.8	61.5	60.3	59.3	59.3	60.8	63.5	60.2

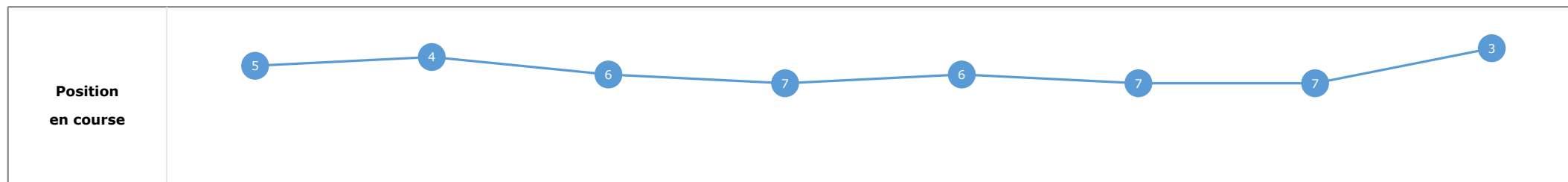
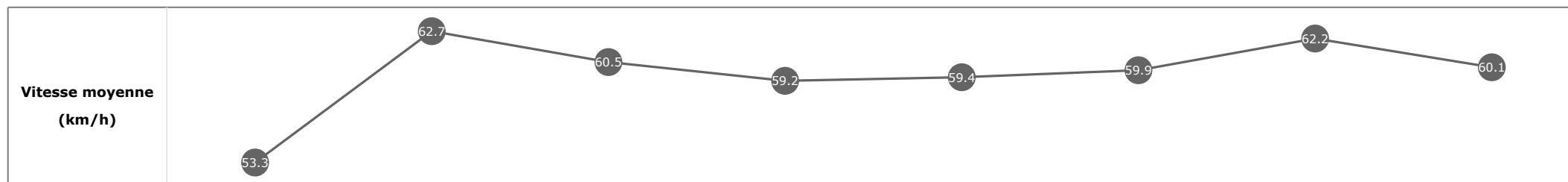


**Statistiques Tracking**  
**DEAUVILLE**  
**C3 - PRIX DE L'ESQUE - 1500m**  
**vendredi 3 janvier 2020 - 13:10**

Cheval **SPLIT STEP**  
 Jockey E. HARDOUIN  
 Rang d'arrivée **3**  
 Temps de parcours **01:30.12**  
 Tronçon le plus rapide **00:11.54** (tronçon 1400m - 1200m)  
 Vitesse maximale **66.24** (tronçon 1400m - 1200m)  
 Vitesse moyenne **58.7**

**Données de tracking**

Tronçons de 200m	DEP 1400m	1400m 1200m	1200m 1000m	1000m 800m	800m 600m	600m 400m	400m 200m	200m ARR
<b>Temps de parcours</b>	<b>00:06.80</b>	<b>00:18.35</b>	<b>00:30.21</b>	<b>00:42.45</b>	<b>00:54.55</b>	<b>01:06.53</b>	<b>01:18.13</b>	<b>01:30.12</b>
Temps du tronçon	00:04.56	00:11.54	00:11.86	00:12.23	00:12.10	00:11.98	00:11.59	00:11.99
<b>Vitesse moyenne</b>	53.3	62.7	60.5	59.2	59.4	59.9	62.2	60.1

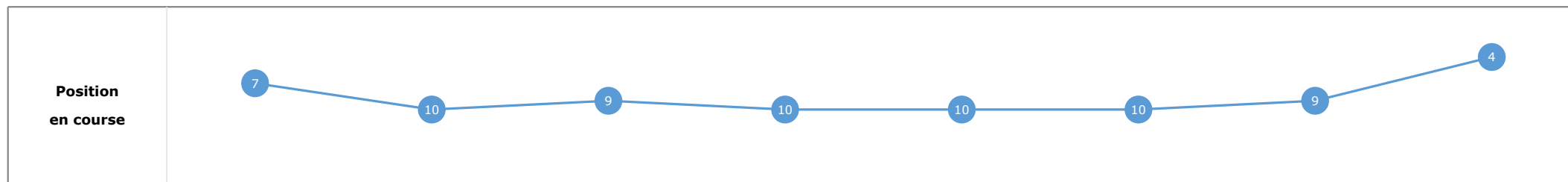
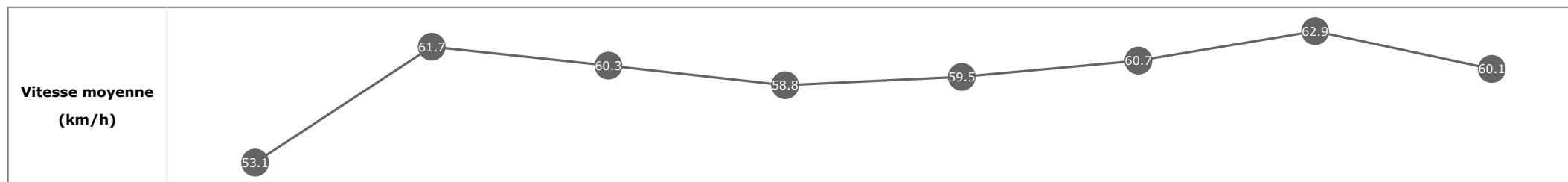


**Statistiques Tracking**  
**DEAUVILLE**  
**C3 - PRIX DE L'ESQUE - 1500m**  
**vendredi 3 janvier 2020 - 13:10**

Cheval **BROOKE**  
 Jockey **M. JUSTUM**  
 Rang d'arrivée **4**  
 Temps de parcours **01:30.19**  
 Tronçon le plus rapide **00:11.43** (tronçon 400m - 200m)  
 Vitesse maximale **67.82** (tronçon 400m - 200m)  
 Vitesse moyenne **58.6**

**Données de tracking**

Tronçons de 200m	DEP 1400m	1400m 1200m	1200m 1000m	1000m 800m	800m 600m	600m 400m	400m 200m	200m ARR
<b>Temps de parcours</b>	<b>00:06.82</b>	<b>00:18.56</b>	<b>00:30.44</b>	<b>00:42.71</b>	<b>00:54.86</b>	<b>01:06.76</b>	<b>01:18.19</b>	<b>01:30.19</b>
Temps du tronçon	00:04.57	00:11.73	00:11.88	00:12.27	00:12.15	00:11.89	00:11.43	00:11.99
<b>Vitesse moyenne</b>	53.1	61.7	60.3	58.8	59.5	60.7	62.9	60.1


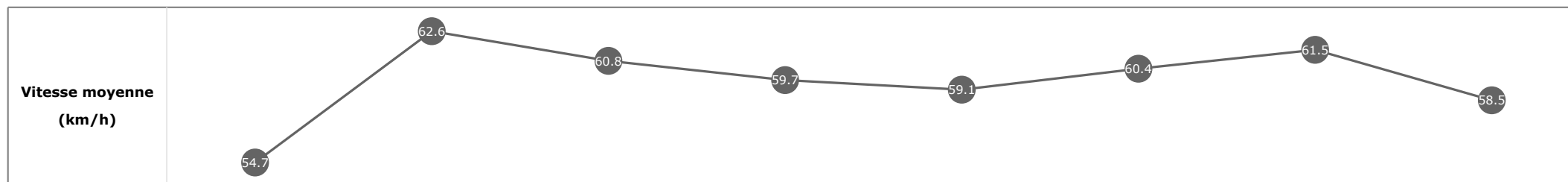


**Statistiques Tracking**  
**DEAUVILLE**  
**C3 - PRIX DE L'ESQUE - 1500m**  
**vendredi 3 janvier 2020 - 13:10**

Cheval **COLIBRI CAEL**  
 Jockey **L. GROSSO**  
 Rang d'arrivée **5**  
 Temps de parcours **01:30.37**  
 Tronçon le plus rapide **00:11.45** (tronçon 1400m - 1200m)  
 Vitesse maximale **67.21** (tronçon 1400m - 1200m)  
 Vitesse moyenne **58.6**

**Données de tracking**

Tronçons de 200m	DEP 1400m	1400m 1200m	1200m 1000m	1000m 800m	800m 600m	600m 400m	400m 200m	200m ARR
<b>Temps de parcours</b>	<b>00:06.75</b>	<b>00:18.20</b>	<b>00:30.03</b>	<b>00:42.12</b>	<b>00:54.36</b>	<b>01:06.35</b>	<b>01:18.07</b>	<b>01:30.37</b>
Temps du tronçon	00:04.51	00:11.45	00:11.82	00:12.09	00:12.23	00:11.99	00:11.71	00:12.30
<b>Vitesse moyenne</b>	54.7	62.6	60.8	59.7	59.1	60.4	61.5	58.5


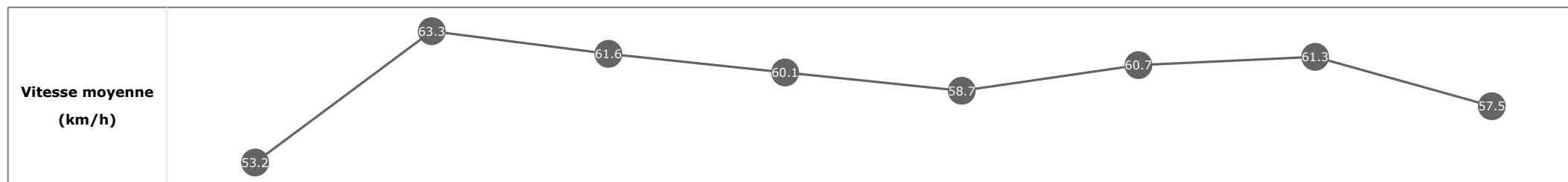


**Statistiques Tracking**  
**DEAUVILLE**  
**C3 - PRIX DE L'ESQUE - 1500m**  
**vendredi 3 janvier 2020 - 13:10**

Cheval **SENZA FINE**  
 Jockey **J. CABRE**  
 Rang d'arrivée **6**  
 Temps de parcours **01:30.47**  
 Tronçon le plus rapide **00:11.39** (tronçon 1400m - 1200m)  
 Vitesse maximale **67.75** (tronçon 1400m - 1200m)  
 Vitesse moyenne **58.6**

**Données de tracking**

Tronçons de 200m	DEP 1400m	1400m 1200m	1200m 1000m	1000m 800m	800m 600m	600m 400m	400m 200m	200m ARR
<b>Temps de parcours</b>	<b>00:06.81</b>	<b>00:18.20</b>	<b>00:29.91</b>	<b>00:41.95</b>	<b>00:54.20</b>	<b>01:06.19</b>	<b>01:17.91</b>	<b>01:30.47</b>
Temps du tronçon	00:04.57	00:11.39	00:11.70	00:12.04	00:12.25	00:11.98	00:11.72	00:12.56
<b>Vitesse moyenne</b>	53.2	63.3	61.6	60.1	58.7	60.7	61.3	57.5

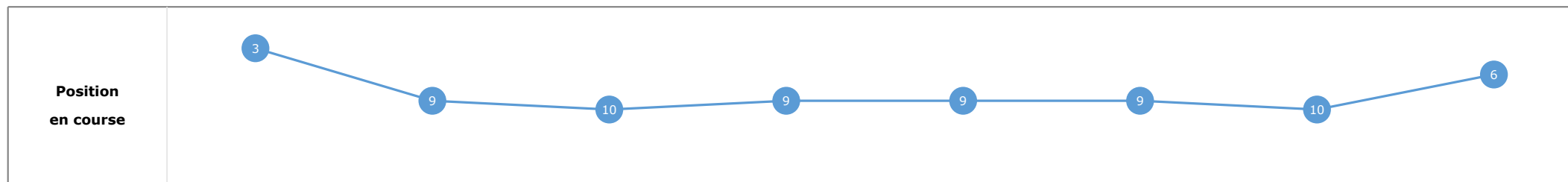
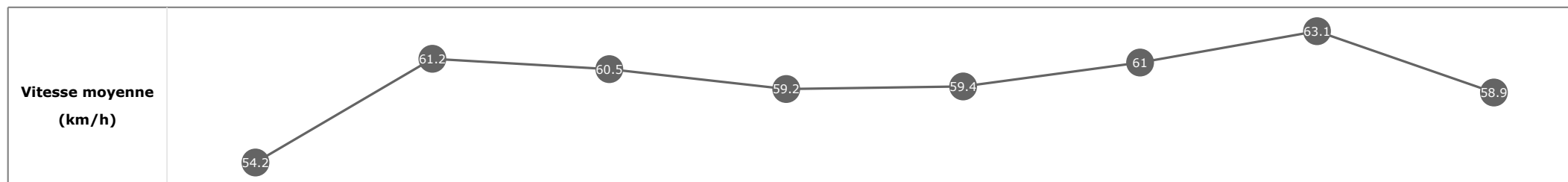


**Statistiques Tracking**  
**DEAUVILLE**  
**C3 - PRIX DE L'ESQUE - 1500m**  
**vendredi 3 janvier 2020 - 13:10**

Cheval **DUSK TILL DOWN**  
 Jockey **C. SOUMILLON**  
 Rang d'arrivée **7**  
 Temps de parcours **01:30.45**  
 Tronçon le plus rapide **00:11.46** (tronçon 400m - 200m)  
 Vitesse maximale **67.07** (tronçon 400m - 200m)  
 Vitesse moyenne **58.6**

**Données de tracking**

Tronçons de 200m	DEP 1400m	1400m 1200m	1200m 1000m	1000m 800m	800m 600m	600m 400m	400m 200m	200m ARR
<b>Temps de parcours</b>	<b>00:06.77</b>	<b>00:18.56</b>	<b>00:30.47</b>	<b>00:42.64</b>	<b>00:54.82</b>	<b>01:06.73</b>	<b>01:18.19</b>	<b>01:30.45</b>
Temps du tronçon	00:04.53	00:11.78	00:11.91	00:12.16	00:12.18	00:11.91	00:11.46	00:12.25
<b>Vitesse moyenne</b>	54.2	61.2	60.5	59.2	59.4	61	63.1	58.9



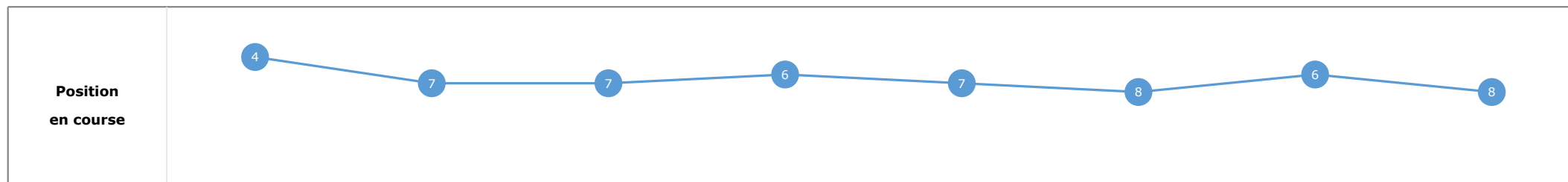
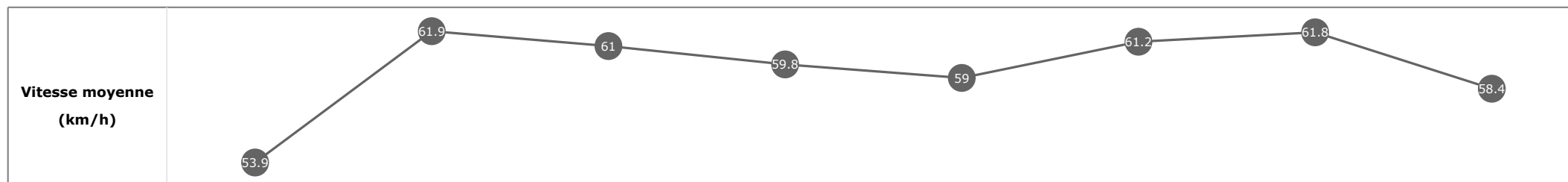


**Statistiques Tracking**  
**DEAUVILLE**  
**C3 - PRIX DE L'ESQUE - 1500m**  
**vendredi 3 janvier 2020 - 13:10**

Cheval **AS D'ARTOIS**  
 Jockey **H. JOURNIAC**  
 Rang d'arrivée **8**  
 Temps de parcours **01:30.49**  
 Tronçon le plus rapide **00:11.57** (tronçon 400m - 200m)  
 Vitesse maximale **67.68** (tronçon 400m - 200m)  
 Vitesse moyenne **58.6**

**Données de tracking**

Tronçons de 200m	DEP 1400m	1400m 1200m	1200m 1000m	1000m 800m	800m 600m	600m 400m	400m 200m	200m ARR
<b>Temps de parcours</b>	<b>00:06.78</b>	<b>00:18.41</b>	<b>00:30.24</b>	<b>00:42.38</b>	<b>00:54.60</b>	<b>01:06.54</b>	<b>01:18.12</b>	<b>01:30.49</b>
Temps du tronçon	00:04.54	00:11.62	00:11.82	00:12.14	00:12.22	00:11.93	00:11.57	00:12.37
<b>Vitesse moyenne</b>	53.9	61.9	61	59.8	59	61.2	61.8	58.4

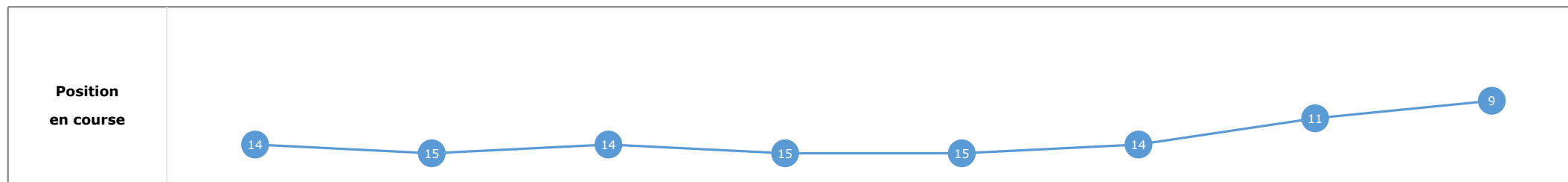
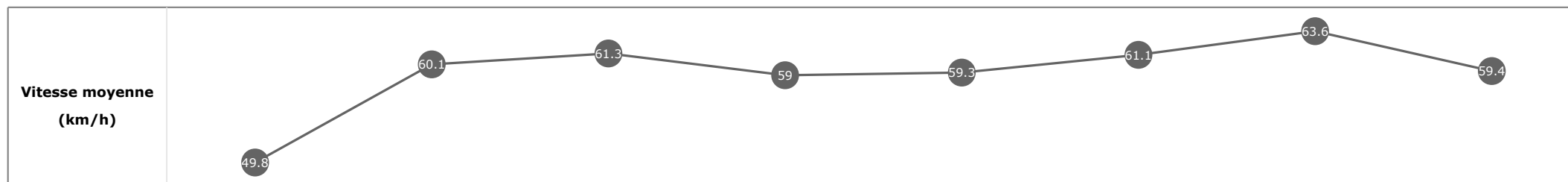


**Statistiques Tracking**  
**DEAUVILLE**  
**C3 - PRIX DE L'ESQUE - 1500m**  
**vendredi 3 janvier 2020 - 13:10**

Cheval **DAWN PROMISE**  
 Jockey **A. LEMAITRE**  
 Rang d'arrivée **9**  
 Temps de parcours **01:30.71**  
 Tronçon le plus rapide **00:11.31** (tronçon 400m - 200m)  
 Vitesse maximale **67.72** (tronçon 400m - 200m)  
 Vitesse moyenne **58.4**

**Données de tracking**

Tronçons de 200m	DEP 1400m	1400m 1200m	1200m 1000m	1000m 800m	800m 600m	600m 400m	400m 200m	200m ARR
<b>Temps de parcours</b>	<b>00:07.12</b>	<b>00:19.12</b>	<b>00:30.95</b>	<b>00:43.15</b>	<b>00:55.30</b>	<b>01:07.28</b>	<b>01:18.60</b>	<b>01:30.71</b>
Temps du tronçon	00:04.88	00:11.99	00:11.82	00:12.20	00:12.15	00:11.98	00:11.31	00:12.11
<b>Vitesse moyenne</b>	49.8	60.1	61.3	59	59.3	61.1	63.6	59.4

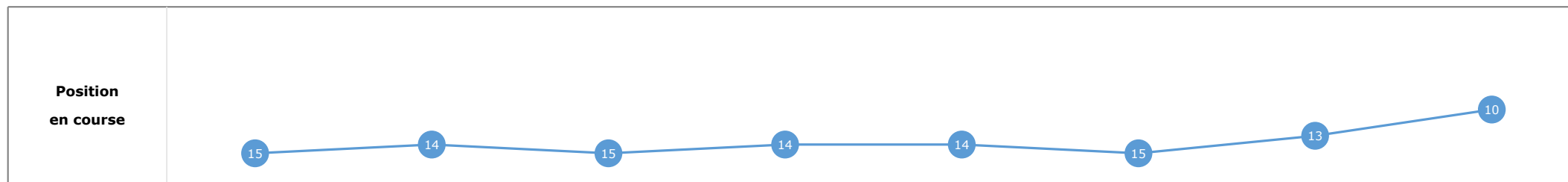
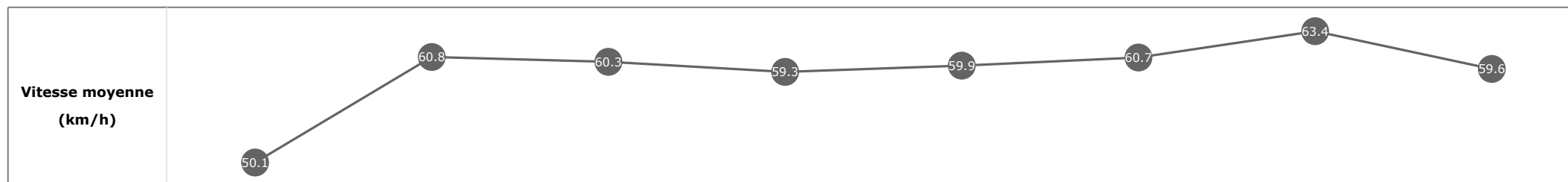


**Statistiques Tracking**  
**DEAUVILLE**  
**C3 - PRIX DE L'ESQUE - 1500m**  
**vendredi 3 janvier 2020 - 13:10**

Cheval **SHOWTIME STAR**  
 Jockey **L. BOISSEAU**  
 Rang d'arrivée **10**  
 Temps de parcours **01:30.74**  
 Tronçon le plus rapide **00:11.33** (tronçon 400m - 200m)  
 Vitesse maximale **67.00** (tronçon 1400m - 1200m)  
 Vitesse moyenne **58.5**

**Données de tracking**

Tronçons de 200m	DEP 1400m	1400m 1200m	1200m 1000m	1000m 800m	800m 600m	600m 400m	400m 200m	200m ARR
<b>Temps de parcours</b>	<b>00:07.15</b>	<b>00:18.99</b>	<b>00:30.97</b>	<b>00:43.13</b>	<b>00:55.28</b>	<b>01:07.35</b>	<b>01:18.69</b>	<b>01:30.74</b>
Temps du tronçon	00:04.91	00:11.83	00:11.98	00:12.15	00:12.15	00:12.06	00:11.33	00:12.04
<b>Vitesse moyenne</b>	50.1	60.8	60.3	59.3	59.9	60.7	63.4	59.6


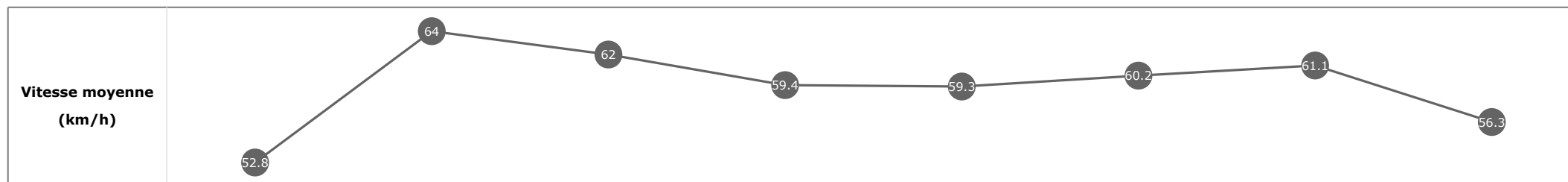


**Statistiques Tracking**  
**DEAUVILLE**  
**C3 - PRIX DE L'ESQUE - 1500m**  
**vendredi 3 janvier 2020 - 13:10**

Cheval **JEREMIADE**  
 Jockey **A. DUORTE**  
 Rang d'arrivée **11**  
 Temps de parcours **01:30.78**  
 Tronçon le plus rapide **00:11.32** (tronçon 1400m - 1200m)  
 Vitesse maximale **66.31** (tronçon 800m - 600m)  
 Vitesse moyenne **58.4**

**Données de tracking**

Tronçons de 200m	DEP 1400m	1400m 1200m	1200m 1000m	1000m 800m	800m 600m	600m 400m	400m 200m	200m ARR
<b>Temps de parcours</b>	<b>00:06.83</b>	<b>00:18.15</b>	<b>00:29.78</b>	<b>00:41.92</b>	<b>00:54.13</b>	<b>01:06.14</b>	<b>01:17.98</b>	<b>01:30.78</b>
Temps du tronçon	00:04.58	00:11.32	00:11.62	00:12.14	00:12.20	00:12.01	00:11.84	00:12.80
<b>Vitesse moyenne</b>	52.8	64	62	59.4	59.3	60.2	61.1	56.3


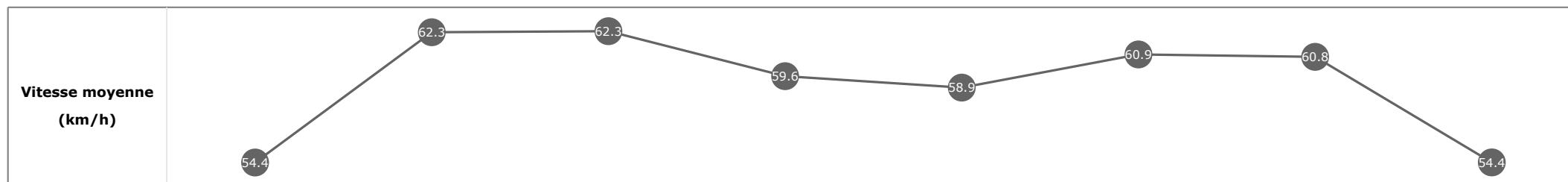


**Statistiques Tracking**  
**DEAUVILLE**  
**C3 - PRIX DE L'ESQUE - 1500m**  
**vendredi 3 janvier 2020 - 13:10**

Cheval **STORMING OUT**  
 Jockey PC. BOUDOT  
 Rang d'arrivée **12**  
 Temps de parcours **01:31.33**  
 Tronçon le plus rapide **00:11.58** (tronçon 1400m - 1200m)  
 Vitesse maximale **65.48** (tronçon 400m - 200m)  
 Vitesse moyenne **58.1**

**Données de tracking**

Tronçons de 200m	DEP 1400m	1400m 1200m	1200m 1000m	1000m 800m	800m 600m	600m 400m	400m 200m	200m ARR
<b>Temps de parcours</b>	<b>00:06.76</b>	<b>00:18.35</b>	<b>00:29.95</b>	<b>00:42.07</b>	<b>00:54.36</b>	<b>01:06.28</b>	<b>01:18.16</b>	<b>01:31.33</b>
Temps du tronçon	00:04.52	00:11.58	00:11.59	00:12.12	00:12.28	00:11.92	00:11.87	00:13.16
<b>Vitesse moyenne</b>	54.4	62.3	62.3	59.6	58.9	60.9	60.8	54.4


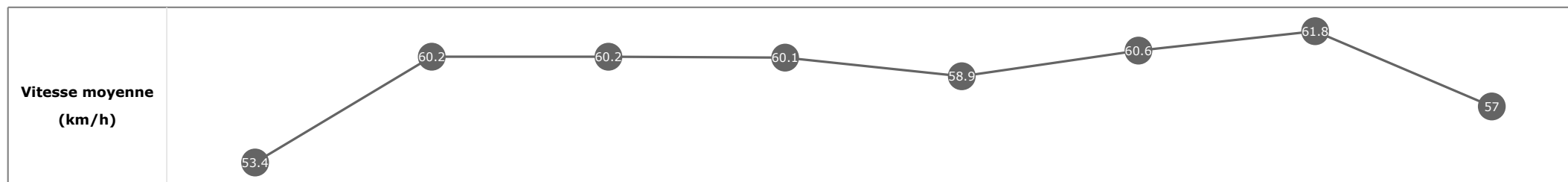


**Statistiques Tracking**  
**DEAUVILLE**  
**C3 - PRIX DE L'ESQUE - 1500m**  
**vendredi 3 janvier 2020 - 13:10**

Cheval **NIKAKI**  
 Jockey T. BARON  
 Rang d'arrivée **13**  
 Temps de parcours **01:31.42**  
 Tronçon le plus rapide **00:11.67** (tronçon 400m - 200m)  
 Vitesse maximale **65.56** (tronçon 400m - 200m)  
 Vitesse moyenne **58**

**Données de tracking**

Tronçons de 200m	DEP 1400m	1400m 1200m	1200m 1000m	1000m 800m	800m 600m	600m 400m	400m 200m	200m ARR
<b>Temps de parcours</b>	<b>00:06.85</b>	<b>00:18.79</b>	<b>00:30.73</b>	<b>00:42.84</b>	<b>00:55.04</b>	<b>01:07.17</b>	<b>01:18.85</b>	<b>01:31.42</b>
Temps du tronçon	00:04.61	00:11.93	00:11.94	00:12.10	00:12.19	00:12.13	00:11.67	00:12.57
<b>Vitesse moyenne</b>	53.4	60.2	60.2	60.1	58.9	60.6	61.8	57

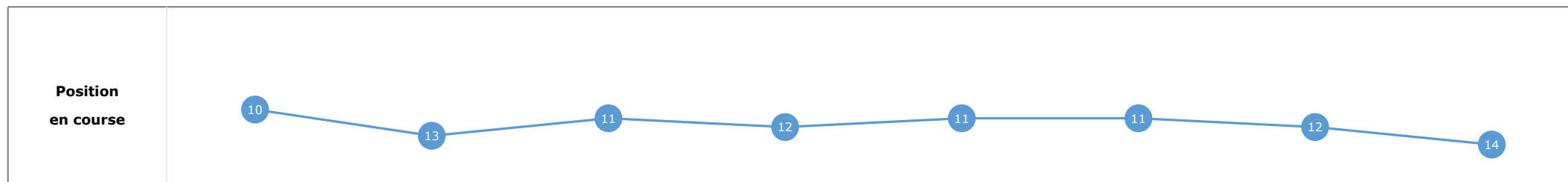
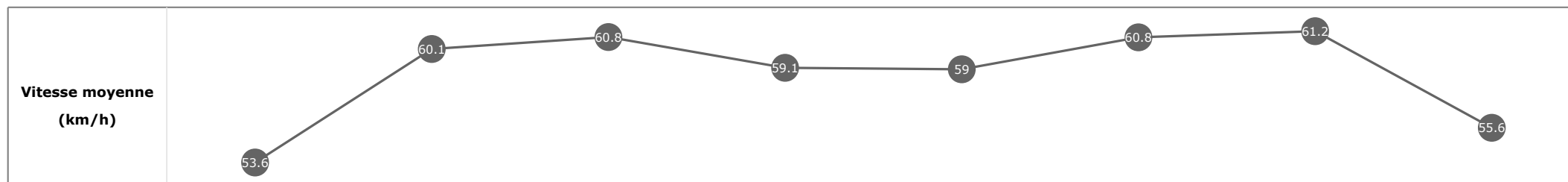


**Statistiques Tracking**  
**DEAUVILLE**  
**C3 - PRIX DE L'ESQUE - 1500m**  
**vendredi 3 janvier 2020 - 13:10**

Cheval **COPACETIC**  
 Jockey **M. DELALANDE**  
 Rang d'arrivée **14**  
 Temps de parcours **01:31.64**  
 Tronçon le plus rapide **00:11.76** (tronçon 1200m - 1000m)  
 Vitesse maximale **65.81** (tronçon 400m - 200m)  
 Vitesse moyenne **57.7**

**Données de tracking**

Tronçons de 200m	DEP 1400m	1400m 1200m	1200m 1000m	1000m 800m	800m 600m	600m 400m	400m 200m	200m ARR
<b>Temps de parcours</b>	<b>00:06.84</b>	<b>00:18.85</b>	<b>00:30.61</b>	<b>00:42.86</b>	<b>00:55.01</b>	<b>01:06.88</b>	<b>01:18.66</b>	<b>01:31.64</b>
Temps du tronçon	00:04.60	00:12.00	00:11.76	00:12.24	00:12.15	00:11.86	00:11.78	00:12.97
<b>Vitesse moyenne</b>	53.6	60.1	60.8	59.1	59	60.8	61.2	55.6

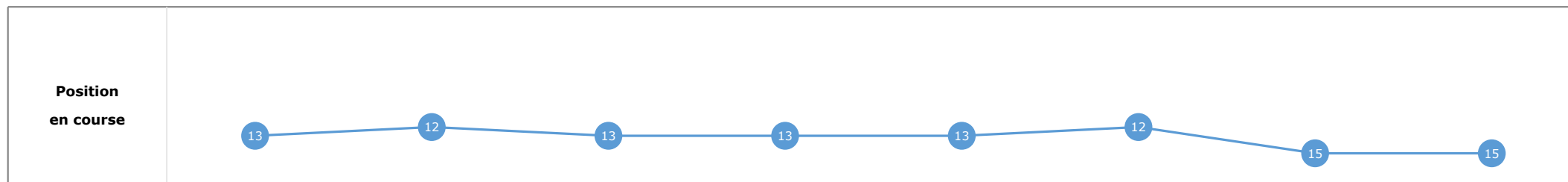
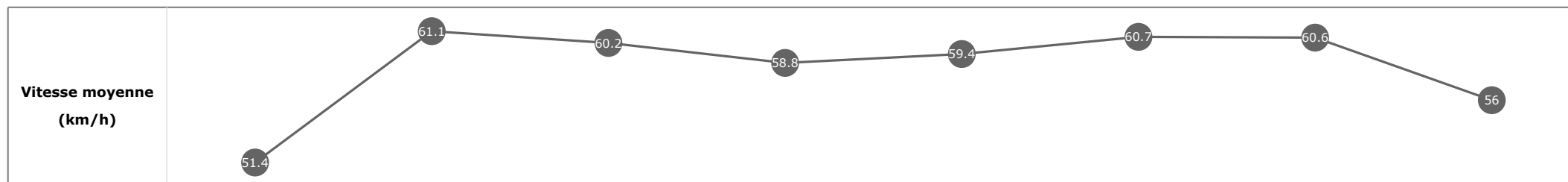


**Statistiques Tracking**  
**DEAUVILLE**  
**C3 - PRIX DE L'ESQUE - 1500m**  
**vendredi 3 janvier 2020 - 13:10**

Cheval **INTERSTELLAIRE**  
 Jockey S. BREUX  
 Rang d'arrivée **15**  
 Temps de parcours **01:31.82**  
 Tronçon le plus rapide **00:11.84** (tronçon 400m - 200m)  
 Vitesse maximale **65.48** (tronçon 400m - 200m)  
 Vitesse moyenne **57.6**

**Données de tracking**

Tronçons de 200m	DEP 1400m	1400m 1200m	1200m 1000m	1000m 800m	800m 600m	600m 400m	400m 200m	200m ARR
<b>Temps de parcours</b>	<b>00:06.99</b>	<b>00:18.84</b>	<b>00:30.77</b>	<b>00:42.98</b>	<b>00:55.14</b>	<b>01:07.09</b>	<b>01:18.93</b>	<b>01:31.82</b>
Temps du tronçon	00:04.75	00:11.85	00:11.92	00:12.21	00:12.16	00:11.95	00:11.84	00:12.88
<b>Vitesse moyenne</b>	51.4	61.1	60.2	58.8	59.4	60.7	60.6	56





Cheval **JOE THE TINKER**  
 Jockey NON PARTANT  
 Rang d'arrivée **0**  
 Temps de parcours **00:00.00**  
 Tronçon le plus rapide  
 Vitesse maximale  
 Vitesse moyenne

Données de tracking

Tronçons de 200m	0m ARR	0m ARR	0m ARR	0m ARR	0m ARR	0m ARR	0m ARR	0m ARR	0m ARR
<b>Temps de parcours</b>									
Temps du tronçon									
<b>Vitesse moyenne</b>									

<b>Vitesse moyenne (km/h)</b>	
-----------------------------------	--

<b>Position en course</b>	
-------------------------------	--