

**Statistiques Tracking**  
**DEAUVILLE**  
**C5 - PRIX DE SAINT-ROCH - 1500m**  
**vendredi 3 janvier 2020 - 14:25**


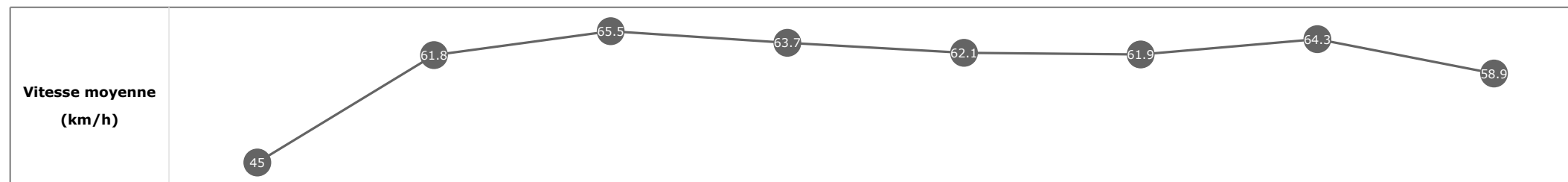
Partant (corde)	Cheval	Arrivée officielle	Tronçons de 200m Temps passage en tête Durée du tronçon		DEP - 1000m	1000m - 800m	800m - 600m	600m - 400m	400m - 200m	200m - ARR	Temps officiel	Derniers 600m	Parcouru vs. 1er
			Vitesse Max	200m les plus rapides	00:29.13 00:29.13	00:40.37 00:11.23	00:51.91 00:11.54	01:03.89 00:11.98	01:15.35 00:11.45	01:27.51 00:12.16			
8 (3)	<b>SILVER QUARTZ</b> PC. BOUDOT	1	68.90 T1	00:10.94 T1	00:29.40 4 00:29.40	00:40.64 4 00:11.24	00:52.35 5 00:11.70	01:04.04 3 00:11.69	01:15.35 1 00:11.30	01:27.51 00:12.16	1'27"15	00:35.16	
7 (9)	<b>MAKSAB</b> G. BENOIST	2	69.26 T2	00:11.05 T1	00:29.86 9 00:29.86	00:41.06 8 00:11.19	00:52.61 8 00:11.54	01:04.47 9 00:11.86	01:15.69 2 00:11.22	01:27.84 00:12.15	1'27"46	00:35.23	2.98
5 (4)	<b>MIRACLE DES AIGLES</b> F. VALLE SKAR	3	68.36 T1	00:10.92 T1	00:29.26 3 00:29.26	00:40.50 3 00:11.24	00:52.10 3 00:11.59	01:03.89 1 00:11.79	01:15.68 2 00:11.79	01:28.00 00:12.31	1'27"60	00:35.89	1.28
3 (6)	<b>LUCKY TEAM</b> M. GUYON	4	69.34 T1	00:10.87 T1	00:29.53 5 00:29.53	00:40.78 6 00:11.25	00:52.37 6 00:11.58	01:04.19 5 00:11.82	01:15.85 4 00:11.66	01:28.05 00:12.20	1'27"66	00:35.68	2.19
6 (11)	<b>DEZBA</b> A. CRASTUS	5	70.09 T3	00:11.14 T1	00:29.78 8 00:29.78	00:41.07 9 00:11.29	00:52.52 7 00:11.44	01:04.32 7 00:11.79	01:15.89 5 00:11.57	01:28.42 00:12.53	1'28"03	00:35.90	2.55
10 (10)	<b>GHAYADH</b> S. BREUX	6	67.90 T1	00:11.16 T1	00:30.12 11 00:30.12	00:41.35 11 00:11.23	00:52.75 10 00:11.40	01:04.58 11 00:11.83	01:16.06 8 00:11.47	01:28.43 00:12.36	1'28"03	00:35.67	2.09
11 (1)	<b>NOTHING TO LOSE</b> L. BOISSEAU	7	67.25 T1	00:10.95 T1	00:29.99 10 00:29.99	00:41.22 10 00:11.23	00:52.82 11 00:11.59	01:04.52 10 00:11.69	01:16.15 10 00:11.63	01:28.54 00:12.39	1'28"06	00:35.71	-1.81
4 (2)	<b>HAYA OF FORTUNE</b> M. JUSTUM	8	69.37 T1	00:10.94 T1	00:29.66 7 00:29.66	00:40.93 7 00:11.26	00:52.61 9 00:11.68	01:04.33 8 00:11.72	01:16.00 7 00:11.66	01:28.50 00:12.49	1'28"09	00:35.89	-1.37
9 (7)	<b>GYMKHANA</b> F. LEFEBVRE	9	70.06 T2	00:11.11 T2	00:29.54 6 00:29.54	00:40.66 5 00:11.11	00:52.30 4 00:11.64	01:04.25 6 00:11.95	01:15.99 6 00:11.74	01:28.68 00:12.68	1'28"27	00:36.37	5.30
2 (5)	<b>BEAU MASSAGOT</b> J. MOBIAN	10	69.12 T2	00:10.93 T1	00:29.13 1 00:29.13	00:40.37 1 00:11.23	00:51.91 1 00:11.54	01:04.02 2 00:12.11	01:16.10 9 00:12.07	01:29.36 00:13.25	1'28"94	00:37.44	3.10
1 (8)	<b>ALFIERI</b> M. VELON	11	69.30 T1	00:10.85 T1	00:29.16 2 00:29.16	00:40.46 2 00:11.30	00:52.07 2 00:11.60	01:04.05 4 00:11.98	01:16.35 11 00:12.29	01:29.82 00:13.46	1'29"45	00:37.75	1.97

**Statistiques Tracking**  
**DEAUVILLE**  
**C5 - PRIX DE SAINT-ROCH - 1500m**  
**vendredi 3 janvier 2020 - 14:25**

Cheval **SILVER QUARTZ**  
 Jockey **PC. BOUDOT**  
 Rang d'arrivée **1**  
 Temps de parcours **01:27.51**  
 Tronçon le plus rapide **00:10.94** (tronçon 1200m - 1000m)  
 Vitesse maximale **68.90** (tronçon 1200m - 1000m)  
 Vitesse moyenne **60.5**

**Données de tracking**

Tronçons de 200m	DEP 1400m	1400m 1200m	1200m 1000m	1000m 800m	800m 600m	600m 400m	400m 200m	200m ARR
<b>Temps de parcours</b>	<b>00:06.76</b>	<b>00:18.45</b>	<b>00:29.40</b>	<b>00:40.64</b>	<b>00:52.35</b>	<b>01:04.04</b>	<b>01:15.35</b>	<b>01:27.51</b>
Temps du tronçon	00:05.51	00:11.69	00:10.94	00:11.24	00:11.70	00:11.69	00:11.30	00:12.16
<b>Vitesse moyenne</b>	45	61.8	65.5	63.7	62.1	61.9	64.3	58.9

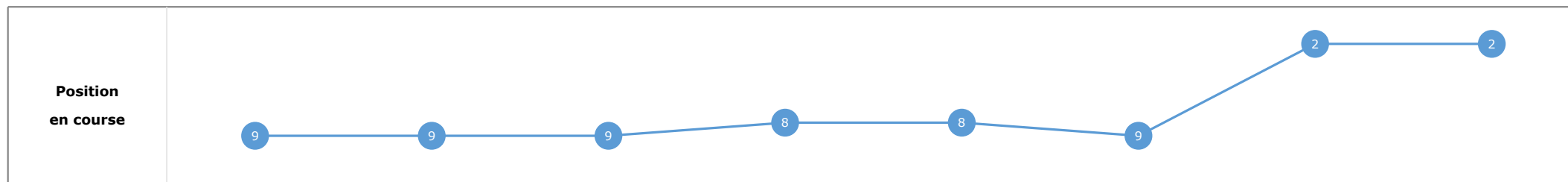
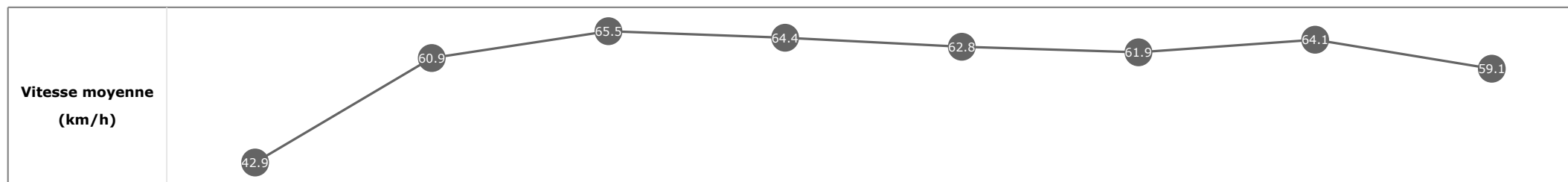


**Statistiques Tracking**  
**DEAUVILLE**  
**C5 - PRIX DE SAINT-ROCH - 1500m**  
**vendredi 3 janvier 2020 - 14:25**

Cheval **MAKSAB**  
 Jockey **G. BENOIST**  
 Rang d'arrivée **2**  
 Temps de parcours **01:27.84**  
 Tronçon le plus rapide **00:11.05** (tronçon 1200m - 1000m)  
 Vitesse maximale **69.26** (tronçon 1000m - 800m)  
 Vitesse moyenne **60.4**

**Données de tracking**

Tronçons de 200m	DEP 1400m	1400m 1200m	1200m 1000m	1000m 800m	800m 600m	600m 400m	400m 200m	200m ARR
<b>Temps de parcours</b>	<b>00:06.93</b>	<b>00:18.80</b>	<b>00:29.86</b>	<b>00:41.06</b>	<b>00:52.61</b>	<b>01:04.47</b>	<b>01:15.69</b>	<b>01:27.84</b>
Temps du tronçon	00:05.68	00:11.87	00:11.05	00:11.19	00:11.54	00:11.86	00:11.22	00:12.15
<b>Vitesse moyenne</b>	42.9	60.9	65.5	64.4	62.8	61.9	64.1	59.1


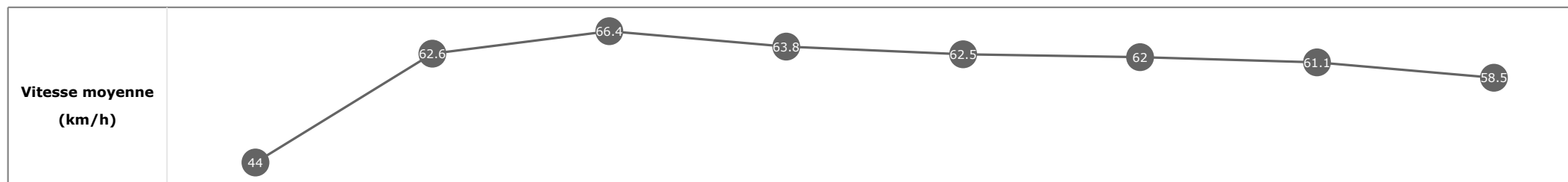


**Statistiques Tracking**  
**DEAUVILLE**  
**C5 - PRIX DE SAINT-ROCH - 1500m**  
**vendredi 3 janvier 2020 - 14:25**

Cheval **MIRACLE DES AIGLES**  
 Jockey **F. VALLE SKAR**  
 Rang d'arrivée **3**  
 Temps de parcours **01:28.00**  
 Tronçon le plus rapide **00:10.92** (tronçon 1200m - 1000m)  
 Vitesse maximale **68.36** (tronçon 1200m - 1000m)  
 Vitesse moyenne **60.3**

**Données de tracking**

Tronçons de 200m	DEP 1400m	1400m 1200m	1200m 1000m	1000m 800m	800m 600m	600m 400m	400m 200m	200m ARR
<b>Temps de parcours</b>	<b>00:06.88</b>	<b>00:18.34</b>	<b>00:29.26</b>	<b>00:40.50</b>	<b>00:52.10</b>	<b>01:03.89</b>	<b>01:15.68</b>	<b>01:28.00</b>
Temps du tronçon	00:05.63	00:11.46	00:10.92	00:11.24	00:11.59	00:11.79	00:11.79	00:12.31
<b>Vitesse moyenne</b>	44	62.6	66.4	63.8	62.5	62	61.1	58.5


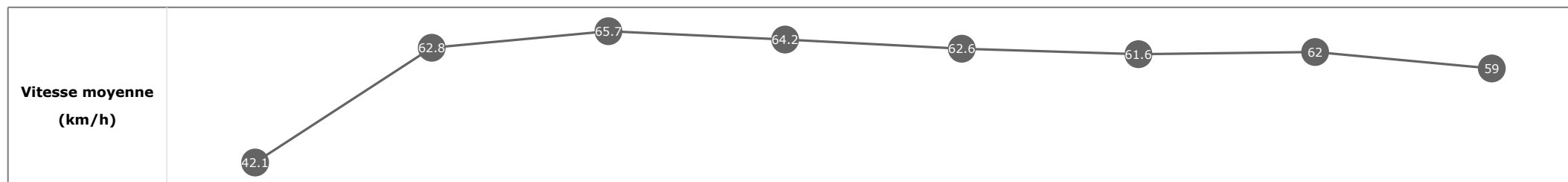


**Statistiques Tracking**  
**DEAUVILLE**  
**C5 - PRIX DE SAINT-ROCH - 1500m**  
**vendredi 3 janvier 2020 - 14:25**

Cheval **LUCKY TEAM**  
 Jockey M. GUYON  
 Rang d'arrivée **4**  
 Temps de parcours **01:28.05**  
 Tronçon le plus rapide **00:10.87** (tronçon 1200m - 1000m)  
 Vitesse maximale **69.34** (tronçon 1200m - 1000m)  
 Vitesse moyenne **60.3**

**Données de tracking**

Tronçons de 200m	DEP 1400m	1400m 1200m	1200m 1000m	1000m 800m	800m 600m	600m 400m	400m 200m	200m ARR
<b>Temps de parcours</b>	<b>00:07.11</b>	<b>00:18.65</b>	<b>00:29.53</b>	<b>00:40.78</b>	<b>00:52.37</b>	<b>01:04.19</b>	<b>01:15.85</b>	<b>01:28.05</b>
Temps du tronçon	00:05.86	00:11.54	00:10.87	00:11.25	00:11.58	00:11.82	00:11.66	00:12.20
<b>Vitesse moyenne</b>	42.1	62.8	65.7	64.2	62.6	61.6	62	59

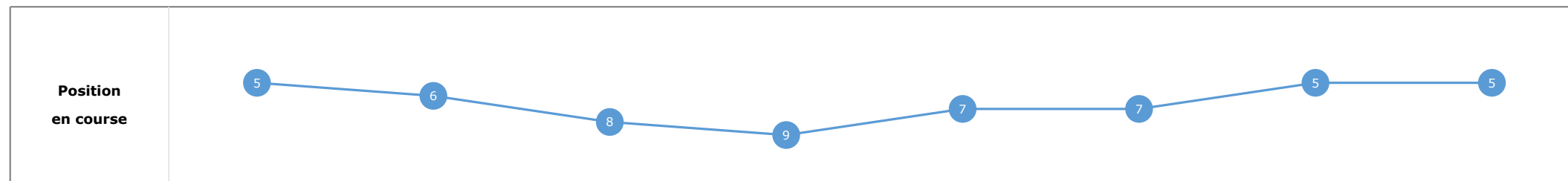
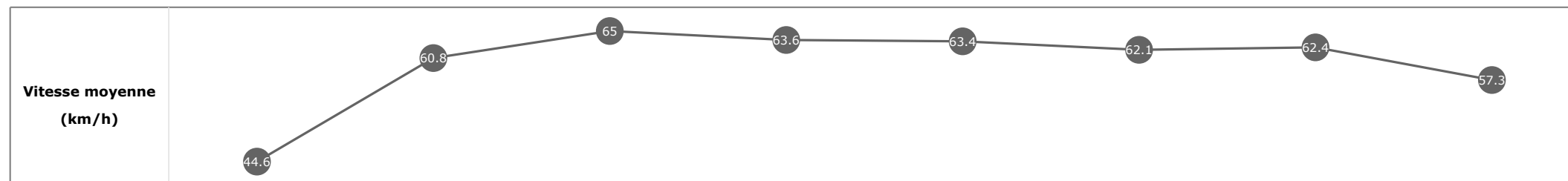


**Statistiques Tracking**  
**DEAUVILLE**  
**C5 - PRIX DE SAINT-ROCH - 1500m**  
**vendredi 3 janvier 2020 - 14:25**

Cheval **DEZBA**  
 Jockey **A. CRASTUS**  
 Rang d'arrivée **5**  
 Temps de parcours **01:28.42**  
 Tronçon le plus rapide **00:11.14** (tronçon 1200m - 1000m)  
 Vitesse maximale **70.09** (tronçon 800m - 600m)  
 Vitesse moyenne **60**

**Données de tracking**

Tronçons de 200m	DEP 1400m	1400m 1200m	1200m 1000m	1000m 800m	800m 600m	600m 400m	400m 200m	200m ARR
<b>Temps de parcours</b>	<b>00:06.85</b>	<b>00:18.63</b>	<b>00:29.78</b>	<b>00:41.07</b>	<b>00:52.52</b>	<b>01:04.32</b>	<b>01:15.89</b>	<b>01:28.42</b>
Temps du tronçon	00:05.60	00:11.78	00:11.14	00:11.29	00:11.44	00:11.79	00:11.57	00:12.53
<b>Vitesse moyenne</b>	44.6	60.8	65	63.6	63.4	62.1	62.4	57.3

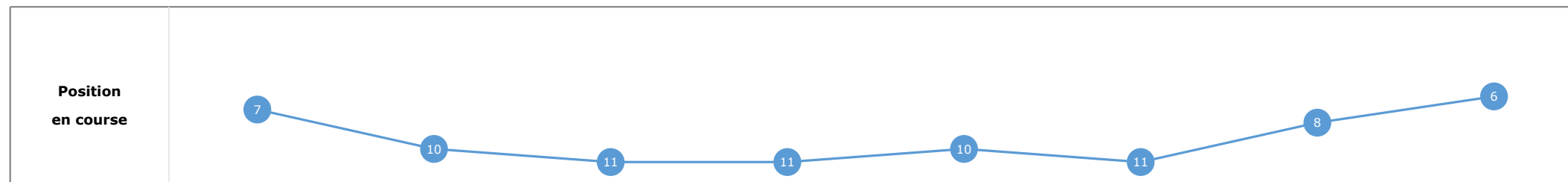
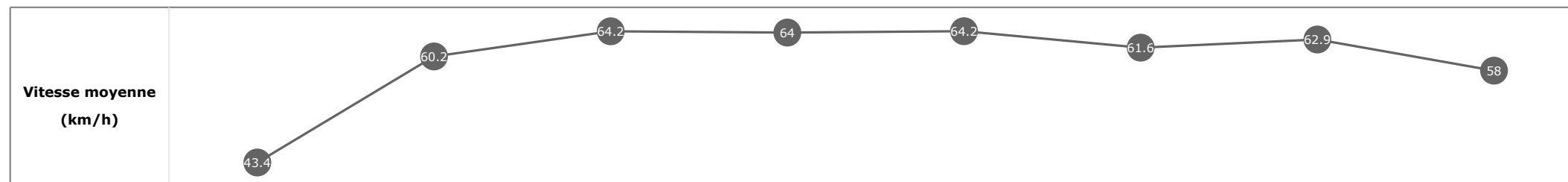


**Statistiques Tracking**  
**DEAUVILLE**  
**C5 - PRIX DE SAINT-ROCH - 1500m**  
**vendredi 3 janvier 2020 - 14:25**

Cheval **GHAYADH**  
 Jockey **S. BREUX**  
 Rang d'arrivée **6**  
 Temps de parcours **01:28.43**  
 Tronçon le plus rapide **00:11.16** (tronçon 1200m - 1000m)  
 Vitesse maximale **67.90** (tronçon 1200m - 1000m)  
 Vitesse moyenne **60**

**Données de tracking**

Tronçons de 200m	DEP 1400m	1400m 1200m	1200m 1000m	1000m 800m	800m 600m	600m 400m	400m 200m	200m ARR
<b>Temps de parcours</b>	<b>00:06.91</b>	<b>00:18.95</b>	<b>00:30.12</b>	<b>00:41.35</b>	<b>00:52.75</b>	<b>01:04.58</b>	<b>01:16.06</b>	<b>01:28.43</b>
Temps du tronçon	00:05.66	00:12.04	00:11.16	00:11.23	00:11.40	00:11.83	00:11.47	00:12.36
<b>Vitesse moyenne</b>	43.4	60.2	64.2	64	64.2	61.6	62.9	58

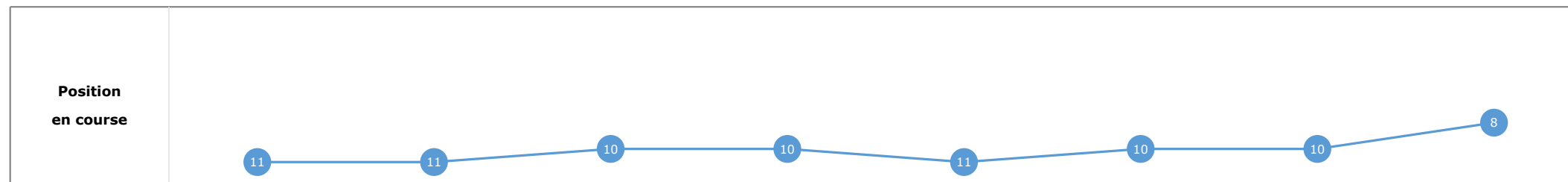
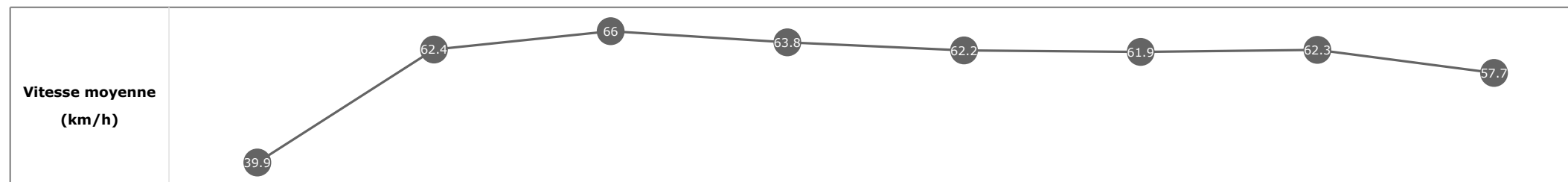


**Statistiques Tracking**  
**DEAUVILLE**  
**C5 - PRIX DE SAINT-ROCH - 1500m**  
**vendredi 3 janvier 2020 - 14:25**

Cheval **NOTHING TO LOSE**  
 Jockey L. BOISSEAU  
 Rang d'arrivée **7**  
 Temps de parcours **01:28.54**  
 Tronçon le plus rapide **00:10.95** (tronçon 1200m - 1000m)  
 Vitesse maximale **67.25** (tronçon 1200m - 1000m)  
 Vitesse moyenne **59.8**

**Données de tracking**

Tronçons de 200m	DEP 1400m	1400m 1200m	1200m 1000m	1000m 800m	800m 600m	600m 400m	400m 200m	200m ARR
<b>Temps de parcours</b>	<b>00:07.55</b>	<b>00:19.03</b>	<b>00:29.99</b>	<b>00:41.22</b>	<b>00:52.82</b>	<b>01:04.52</b>	<b>01:16.15</b>	<b>01:28.54</b>
Temps du tronçon	00:06.30	00:11.48	00:10.95	00:11.23	00:11.59	00:11.69	00:11.63	00:12.39
<b>Vitesse moyenne</b>	39.9	62.4	66	63.8	62.2	61.9	62.3	57.7




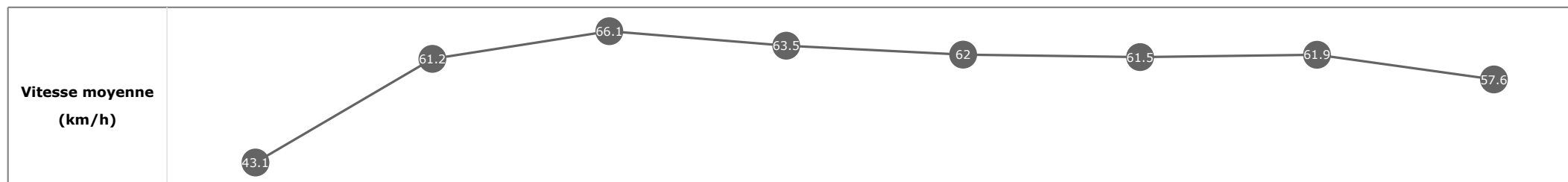


**Statistiques Tracking**  
**DEAUVILLE**  
**C5 - PRIX DE SAINT-ROCH - 1500m**  
**vendredi 3 janvier 2020 - 14:25**

Cheval **HAYA OF FORTUNE**  
 Jockey **M. JUSTUM**  
 Rang d'arrivée **8**  
 Temps de parcours **01:28.50**  
 Tronçon le plus rapide **00:10.94** (tronçon 1200m - 1000m)  
 Vitesse maximale **69.37** (tronçon 1200m - 1000m)  
 Vitesse moyenne **59.8**

**Données de tracking**

Tronçons de 200m	DEP 1400m	1400m 1200m	1200m 1000m	1000m 800m	800m 600m	600m 400m	400m 200m	200m ARR
<b>Temps de parcours</b>	<b>00:06.93</b>	<b>00:18.72</b>	<b>00:29.66</b>	<b>00:40.93</b>	<b>00:52.61</b>	<b>01:04.33</b>	<b>01:16.00</b>	<b>01:28.50</b>
Temps du tronçon	00:05.68	00:11.78	00:10.94	00:11.26	00:11.68	00:11.72	00:11.66	00:12.49
<b>Vitesse moyenne</b>	43.1	61.2	66.1	63.5	62	61.5	61.9	57.6


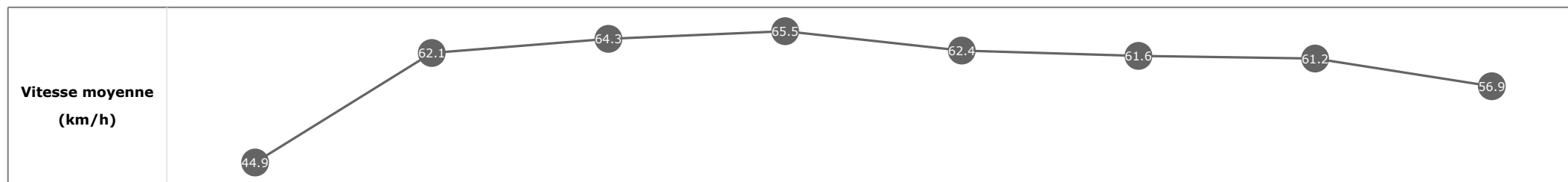


**Statistiques Tracking**  
**DEAUVILLE**  
**C5 - PRIX DE SAINT-ROCH - 1500m**  
**vendredi 3 janvier 2020 - 14:25**

Cheval **GYMKHANA**  
 Jockey **F. LEFEBVRE**  
 Rang d'arrivée **9**  
 Temps de parcours **01:28.68**  
 Tronçon le plus rapide **00:11.11** (tronçon 1000m - 800m)  
 Vitesse maximale **70.06** (tronçon 1000m - 800m)  
 Vitesse moyenne **60**

**Données de tracking**

Tronçons de 200m	DEP 1400m	1400m 1200m	1200m 1000m	1000m 800m	800m 600m	600m 400m	400m 200m	200m ARR
<b>Temps de parcours</b>	<b>00:06.77</b>	<b>00:18.33</b>	<b>00:29.54</b>	<b>00:40.66</b>	<b>00:52.30</b>	<b>01:04.25</b>	<b>01:15.99</b>	<b>01:28.68</b>
Temps du tronçon	00:05.52	00:11.56	00:11.20	00:11.11	00:11.64	00:11.95	00:11.74	00:12.68
<b>Vitesse moyenne</b>	44.9	62.1	64.3	65.5	62.4	61.6	61.2	56.9


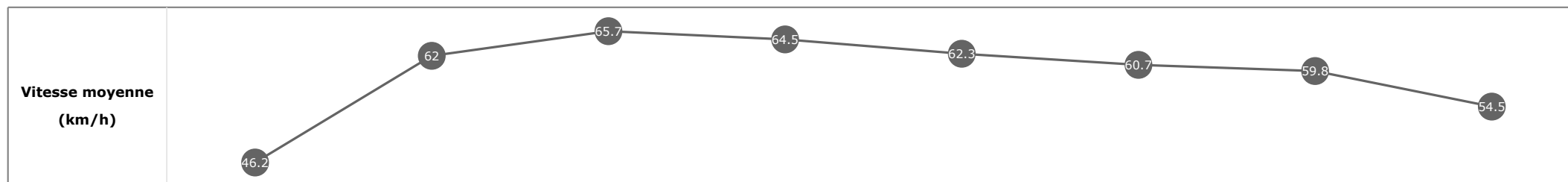


**Statistiques Tracking**  
**DEAUVILLE**  
**C5 - PRIX DE SAINT-ROCH - 1500m**  
**vendredi 3 janvier 2020 - 14:25**

Cheval **BEAU MASSAGOT**  
 Jockey **J. MOBIAN**  
 Rang d'arrivée **10**  
 Temps de parcours **01:29.36**  
 Tronçon le plus rapide **00:10.93** (tronçon 1200m - 1000m)  
 Vitesse maximale **69.12** (tronçon 1000m - 800m)  
 Vitesse moyenne **59.4**

**Données de tracking**

Tronçons de 200m	DEP 1400m	1400m 1200m	1200m 1000m	1000m 800m	800m 600m	600m 400m	400m 200m	200m ARR
<b>Temps de parcours</b>	<b>00:06.59</b>	<b>00:18.20</b>	<b>00:29.13</b>	<b>00:40.37</b>	<b>00:51.91</b>	<b>01:04.02</b>	<b>01:16.10</b>	<b>01:29.36</b>
Temps du tronçon	00:05.34	00:11.61	00:10.93	00:11.23	00:11.54	00:12.11	00:12.07	00:13.25
<b>Vitesse moyenne</b>	46.2	62	65.7	64.5	62.3	60.7	59.8	54.5



**Statistiques Tracking**  
**DEAUVILLE**  
**C5 - PRIX DE SAINT-ROCH - 1500m**  
**vendredi 3 janvier 2020 - 14:25**

Cheval **ALFIERI**  
 Jockey **M. VELON**  
 Rang d'arrivée **11**  
 Temps de parcours **01:29.82**  
 Tronçon le plus rapide **00:10.85** (tronçon 1200m - 1000m)  
 Vitesse maximale **69.30** (tronçon 1200m - 1000m)  
 Vitesse moyenne **59.1**

**Données de tracking**

Tronçons de 200m	DEP 1400m	1400m 1200m	1200m 1000m	1000m 800m	800m 600m	600m 400m	400m 200m	200m ARR
<b>Temps de parcours</b>	<b>00:06.61</b>	<b>00:18.30</b>	<b>00:29.16</b>	<b>00:40.46</b>	<b>00:52.07</b>	<b>01:04.05</b>	<b>01:16.35</b>	<b>01:29.82</b>
Temps du tronçon	00:05.36	00:11.69	00:10.85	00:11.30	00:11.60	00:11.98	00:12.29	00:13.46
<b>Vitesse moyenne</b>	45.8	61.7	66.7	63.9	62.6	60.8	58.6	53.3

