

Statistiques Tracking
DEAUVILLE
C9 - PRIX DES ROUGES TERRES - 2500m
vendredi 3 janvier 2020 - 16:45

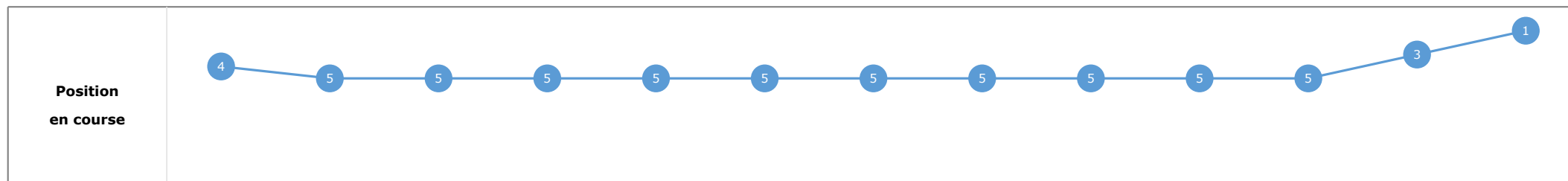
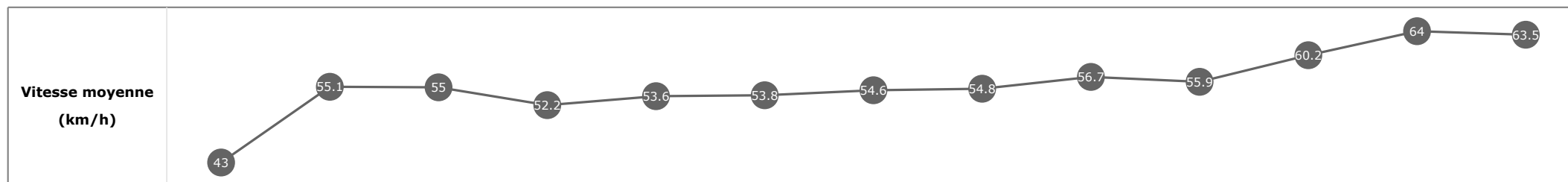
Partant (corde)	Cheval	Arrivée officielle	Tronçons de 200m Temps passage en tête Durée du tronçon		DEP - 1000m	1000m - 800m	800m - 600m	600m - 400m	400m - 200m	200m - ARR	Temps officiel	Derniers 600m	Parcours vs. 1er
			Vitesse Max	200m les plus rapides	01:42.25 01:42.25	01:55.01 00:12.75	02:08.01 00:12.99	02:20.31 00:12.29	02:31.79 00:11.48	02:43.32 00:11.53			
1 (6)	LE HOYO M. GUYON	1	66.49 T5	00:11.17 T5	01:42.89 5 01:42.89	01:55.64 5 00:12.75	02:08.60 5 00:12.96	02:20.72 5 00:12.11	02:31.89 3 00:11.17	02:43.32 00:11.42	2'43"38	00:34.71	
2 (7)	WINMAN IN GREY A. MASSIN	2	65.88 T5	00:11.28 T5	01:42.73 4 01:42.73	01:55.38 4 00:12.65	02:08.36 4 00:12.97	02:20.51 3 00:12.14	02:31.79 2 00:11.28	02:43.40 00:11.60	2'43"46	00:35.03	-0.74
8 (2)	PARAPONERA JEM L. BOISSEAU	3	67.43 T5	00:11.04 T5	01:43.51 9 01:43.51	01:56.27 9 00:12.75	02:09.09 9 00:12.82	02:21.02 8 00:11.92	02:32.06 5 00:11.04	02:43.42 00:11.35	2'43"50	00:34.32	-1.06
6 (3)	PRINCE DECALAS A. CRASTUS	4	68.22 T5	00:11.33 T5	01:42.42 2 01:42.42	01:55.17 2 00:12.75	02:08.16 2 00:12.98	02:20.45 2 00:12.28	02:31.79 1 00:11.33	02:43.55 00:11.75	2'43"59	00:35.38	-1.95
9 (8)	RUUDJE T. TRULLIER	5	66.64 T5	00:11.16 T5	01:43.18 7 01:43.18	01:55.95 7 00:12.77	02:08.85 7 00:12.89	02:20.89 7 00:12.03	02:32.06 4 00:11.16	02:43.71 00:11.65	2'43"76	00:34.85	-0.59
4 (10)	COMMANDEUR G. BENOIST	6	66.67 T5	00:11.21 T5	01:43.91 11 01:43.91	01:56.58 11 00:12.67	02:09.40 11 00:12.82	02:21.21 10 00:11.80	02:32.42 9 00:11.21	02:43.88 00:11.45	2'43"94	00:34.48	-1.54
5 (4)	SKY ORCHID S. PASQUIER	7	64.76 T5	00:11.47 T5	01:43.02 6 01:43.02	01:55.80 6 00:12.78	02:08.81 6 00:13.01	02:20.88 6 00:12.07	02:32.35 8 00:11.47	02:44.20 00:11.84	2'44"23	00:35.39	-2.27
7 (9)	LOONA SPIGAO E. LEBRETON	8	63.36 T4	00:11.85 T5	01:42.25 1 01:42.25	01:55.01 1 00:12.75	02:08.01 1 00:12.99	02:20.31 1 00:12.29	02:32.16 6 00:11.85	02:44.50 00:12.33	2'44"55	00:36.49	-1.41
10 (1)	SINALOA E. HARDOUIN	9	64.12 T5	00:11.73 T5	01:42.58 3 01:42.58	01:55.34 3 00:12.75	02:08.33 3 00:12.99	02:20.51 4 00:12.18	02:32.24 7 00:11.73	02:44.57 00:12.32	2'44"59	00:36.23	-3.01
11 (5)	STRATONICE M. VELON	10	64.80 T5	00:11.42 T5	01:43.35 8 01:43.35	01:56.11 8 00:12.76	02:09.01 8 00:12.89	02:21.08 9 00:12.07	02:32.51 10 00:11.42	02:44.59 00:12.08	2'44"61	00:35.58	-3.51
12 (11)	WHAT ESLE L. GROSSO	11	64.62 T5	00:11.49 T5	01:44.17 12 01:44.17	01:56.77 12 00:12.60	02:09.66 12 00:12.89	02:21.71 12 00:12.04	02:33.20 12 00:11.49	02:45.39 00:12.19	2'45"39	00:35.73	1.52
3 (12)	JUST PROUD C. SOUMILLON	12	64.48 T5	00:11.65 T5	01:43.75 10 01:43.75	01:56.42 10 00:12.67	02:09.24 10 00:12.82	02:21.42 11 00:12.17	02:33.07 11 00:11.65	02:47.50 00:14.42	2'47"37	00:38.25	-1.57

Statistiques Tracking
DEAUVILLE
C9 - PRIX DES ROUGES TERRES - 2500m
vendredi 3 janvier 2020 - 16:45

Cheval **LE HOYO**
 Jockey **M. GUYON**
 Rang d'arrivée **1**
 Temps de parcours **02:43.32**
 Tronçon le plus rapide **00:11.17** (tronçon 400m - 200m)
 Vitesse maximale **66.49** (tronçon 400m - 200m)
 Vitesse moyenne **55.6**

Données de tracking

Tronçons de 200m	DEP 2400m	2400m 2200m	2200m 2000m	2000m 1800m	1800m 1600m	1600m 1400m	1400m 1200m	1200m 1000m	1000m 800m	800m 600m	600m 400m	400m 200m	200m ARR
Temps de parcours	00:09.82	00:22.85	00:36.01	00:49.80	01:03.22	01:16.62	01:29.81	01:42.89	01:55.64	02:08.60	02:20.72	02:31.89	02:43.32
Temps du tronçon	00:09.87	00:13.03	00:13.15	00:13.79	00:13.41	00:13.39	00:13.19	00:13.07	00:12.75	00:12.96	00:12.11	00:11.17	00:11.42
Vitesse moyenne	43	55.1	55	52.2	53.6	53.8	54.6	54.8	56.7	55.9	60.2	64	63.5

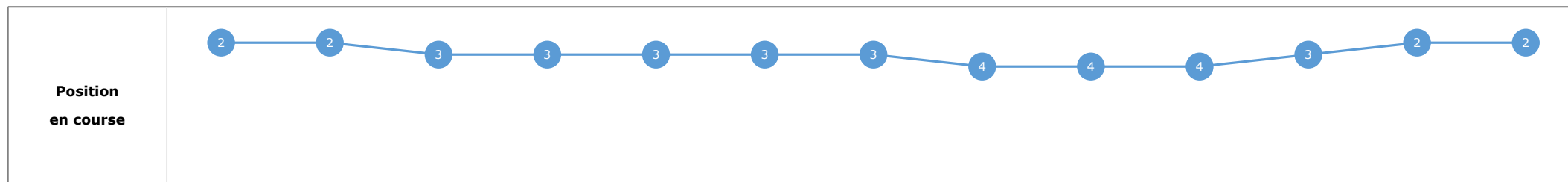
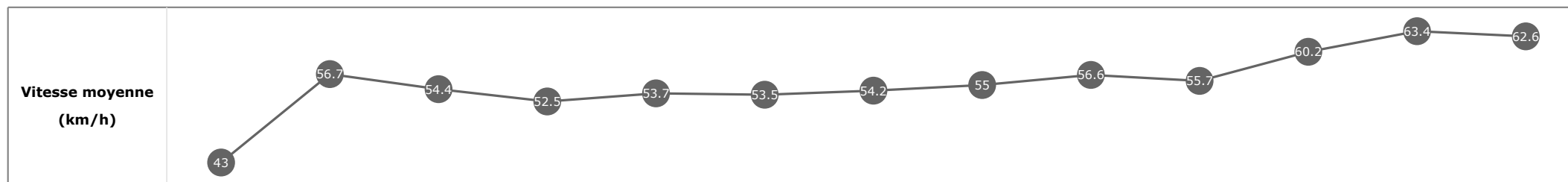


Statistiques Tracking
DEAUVILLE
C9 - PRIX DES ROUGES TERRES - 2500m
vendredi 3 janvier 2020 - 16:45

Cheval **WINMAN IN GREY**
 Jockey **A. MASSIN**
 Rang d'arrivée **2**
 Temps de parcours **02:43.40**
 Tronçon le plus rapide **00:11.28** (tronçon 400m - 200m)
 Vitesse maximale **65.88** (tronçon 400m - 200m)
 Vitesse moyenne **55.6**

Données de tracking

Tronçons de 200m	DEP 2400m	2400m 2200m	2200m 2000m	2000m 1800m	1800m 1600m	1600m 1400m	1400m 1200m	1200m 1000m	1000m 800m	800m 600m	600m 400m	400m 200m	200m ARR
Temps de parcours	00:09.76	00:22.51	00:35.69	00:49.47	01:02.86	01:16.34	01:29.59	01:42.73	01:55.38	02:08.36	02:20.51	02:31.79	02:43.40
Temps du tronçon	00:09.81	00:12.75	00:13.18	00:13.78	00:13.38	00:13.47	00:13.25	00:13.14	00:12.65	00:12.97	00:12.14	00:11.28	00:11.60
Vitesse moyenne	43	56.7	54.4	52.5	53.7	53.5	54.2	55	56.6	55.7	60.2	63.4	62.6

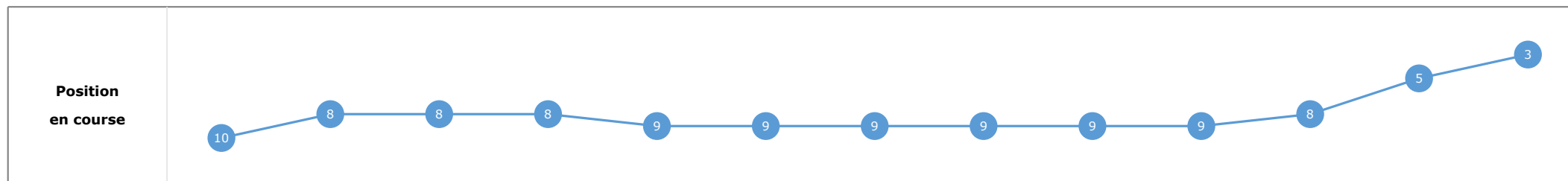
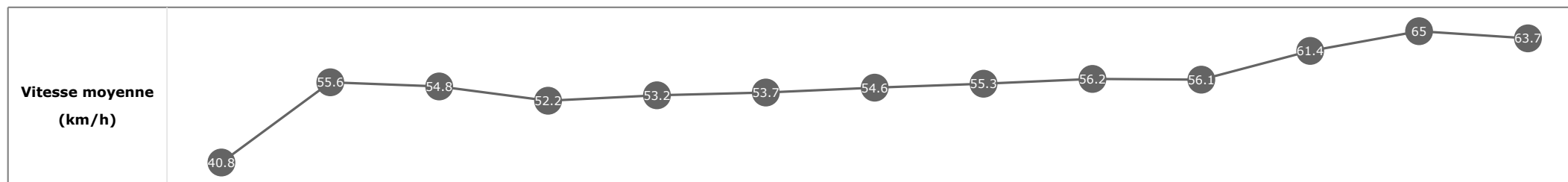


Statistiques Tracking DEAUVILLE C9 - PRIX DES ROUGES TERRES - 2500m vendredi 3 janvier 2020 - 16:45

Cheval **PARAPONERA JEM**
 Jockey **L. BOISSEAU**
 Rang d'arrivée **3**
 Temps de parcours **02:43.42**
 Tronçon le plus rapide **00:11.04** (tronçon 400m - 200m)
 Vitesse maximale **67.43** (tronçon 400m - 200m)
 Vitesse moyenne **55.6**

Données de tracking

Tronçons de 200m	DEP 2400m	2400m 2200m	2200m 2000m	2000m 1800m	1800m 1600m	1600m 1400m	1400m 1200m	1200m 1000m	1000m 800m	800m 600m	600m 400m	400m 200m	200m ARR
Temps de parcours	00:10.27	00:23.31	00:36.50	00:50.30	01:03.82	01:17.19	01:30.45	01:43.51	01:56.27	02:09.09	02:21.02	02:32.06	02:43.42
Temps du tronçon	00:10.32	00:13.03	00:13.19	00:13.79	00:13.51	00:13.37	00:13.25	00:13.06	00:12.75	00:12.82	00:11.92	00:11.04	00:11.35
Vitesse moyenne	40.8	55.6	54.8	52.2	53.2	53.7	54.6	55.3	56.2	56.1	61.4	65	63.7

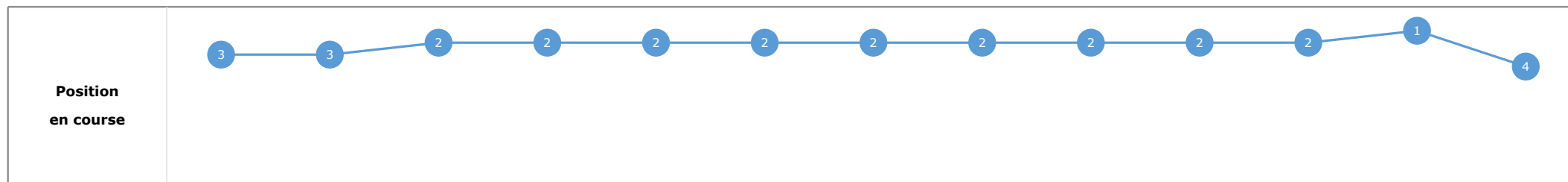
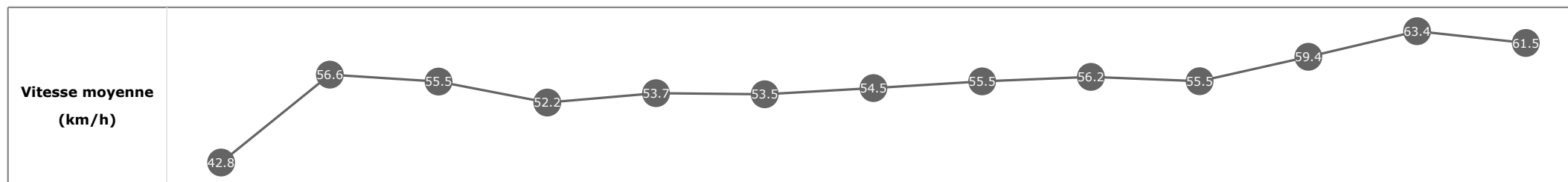


Statistiques Tracking
DEAUVILLE
C9 - PRIX DES ROUGES TERRES - 2500m
vendredi 3 janvier 2020 - 16:45

Cheval **PRINCE DECALAS**
 Jockey **A. CRASTUS**
 Rang d'arrivée **4**
 Temps de parcours **02:43.55**
 Tronçon le plus rapide **00:11.33** (tronçon 400m - 200m)
 Vitesse maximale **68.22** (tronçon 400m - 200m)
 Vitesse moyenne **55.5**

Données de tracking

Tronçons de 200m	DEP 2400m	2400m 2200m	2200m 2000m	2000m 1800m	1800m 1600m	1600m 1400m	1400m 1200m	1200m 1000m	1000m 800m	800m 600m	600m 400m	400m 200m	200m ARR
Temps de parcours	00:09.77	00:22.54	00:35.53	00:49.28	01:02.69	01:16.17	01:29.43	01:42.42	01:55.17	02:08.16	02:20.45	02:31.79	02:43.55
Temps du tronçon	00:09.82	00:12.77	00:12.98	00:13.75	00:13.40	00:13.48	00:13.26	00:12.98	00:12.75	00:12.98	00:12.28	00:11.33	00:11.75
Vitesse moyenne	42.8	56.6	55.5	52.2	53.7	53.5	54.5	55.5	56.2	55.5	59.4	63.4	61.5

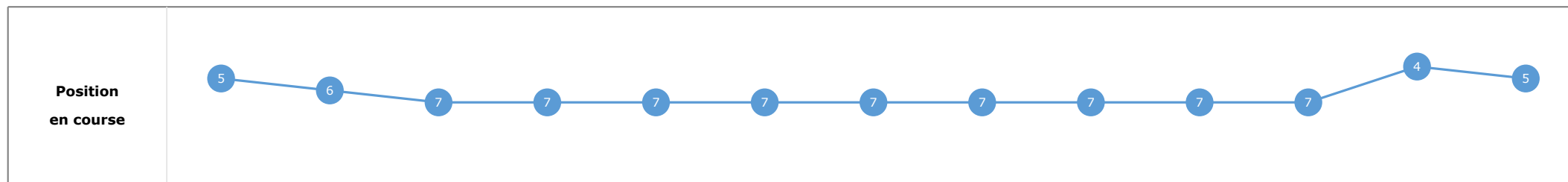
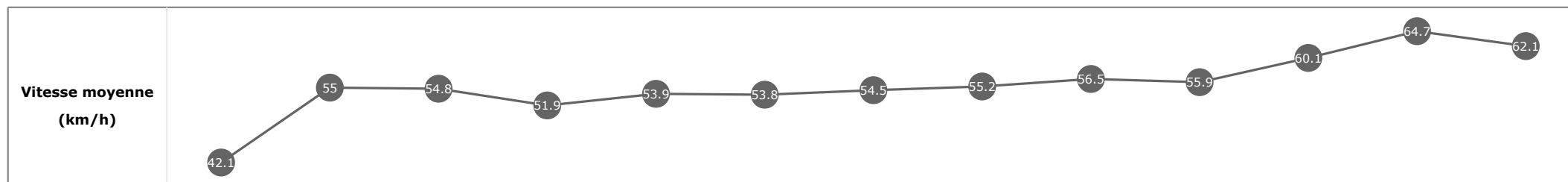


Statistiques Tracking
DEAUVILLE
C9 - PRIX DES ROUGES TERRES - 2500m
vendredi 3 janvier 2020 - 16:45

Cheval **RUUDJE**
 Jockey **T. TRULLIER**
 Rang d'arrivée **5**
 Temps de parcours **02:43.71**
 Tronçon le plus rapide **00:11.16** (tronçon 400m - 200m)
 Vitesse maximale **66.64** (tronçon 400m - 200m)
 Vitesse moyenne **55.5**

Données de tracking

Tronçons de 200m	DEP 2400m	2400m 2200m	2200m 2000m	2000m 1800m	1800m 1600m	1600m 1400m	1400m 1200m	1200m 1000m	1000m 800m	800m 600m	600m 400m	400m 200m	200m ARR
Temps de parcours	00:09.96	00:23.12	00:36.27	00:50.17	01:03.55	01:16.94	01:30.15	01:43.18	01:55.95	02:08.85	02:20.89	02:32.06	02:43.71
Temps du tronçon	00:10.01	00:13.15	00:13.15	00:13.90	00:13.37	00:13.39	00:13.20	00:13.02	00:12.77	00:12.89	00:12.03	00:11.16	00:11.65
Vitesse moyenne	42.1	55	54.8	51.9	53.9	53.8	54.5	55.2	56.5	55.9	60.1	64.7	62.1

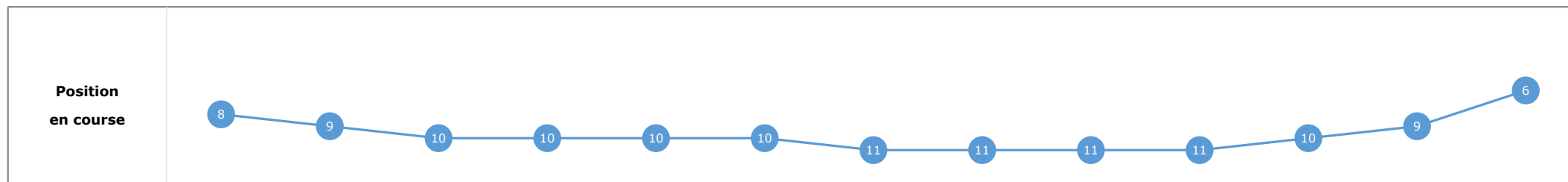
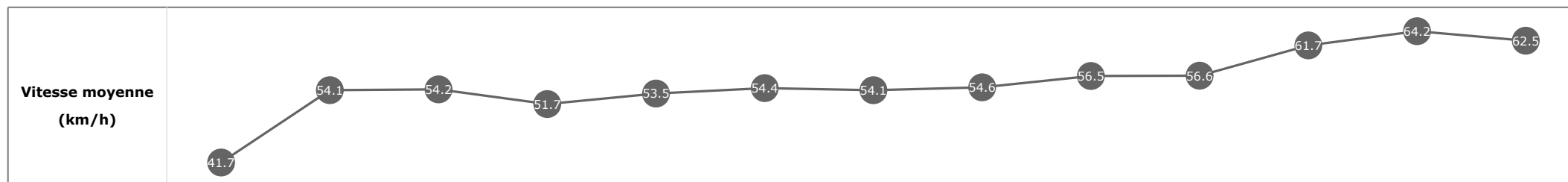


Statistiques Tracking
DEAUVILLE
C9 - PRIX DES ROUGES TERRES - 2500m
vendredi 3 janvier 2020 - 16:45

Cheval **COMMANDEUR**
 Jockey G. BENOIST
 Rang d'arrivée **6**
 Temps de parcours **02:43.88**
 Tronçon le plus rapide **00:11.21** (tronçon 400m - 200m)
 Vitesse maximale **66.67** (tronçon 400m - 200m)
 Vitesse moyenne **55.4**

Données de tracking

Tronçons de 200m	DEP 2400m	2400m 2200m	2200m 2000m	2000m 1800m	1800m 1600m	1600m 1400m	1400m 1200m	1200m 1000m	1000m 800m	800m 600m	600m 400m	400m 200m	200m ARR
Temps de parcours	00:10.06	00:23.43	00:36.74	00:50.67	01:04.14	01:17.40	01:30.66	01:43.91	01:56.58	02:09.40	02:21.21	02:32.42	02:43.88
Temps du tronçon	00:10.11	00:13.36	00:13.31	00:13.93	00:13.46	00:13.25	00:13.25	00:13.24	00:12.67	00:12.82	00:11.80	00:11.21	00:11.45
Vitesse moyenne	41.7	54.1	54.2	51.7	53.5	54.4	54.1	54.6	56.5	56.6	61.7	64.2	62.5

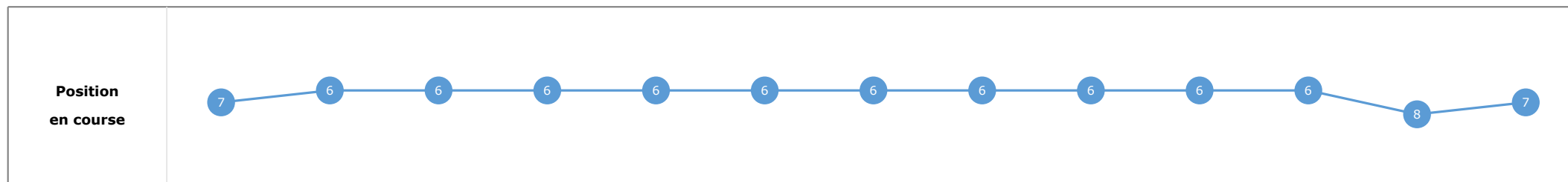
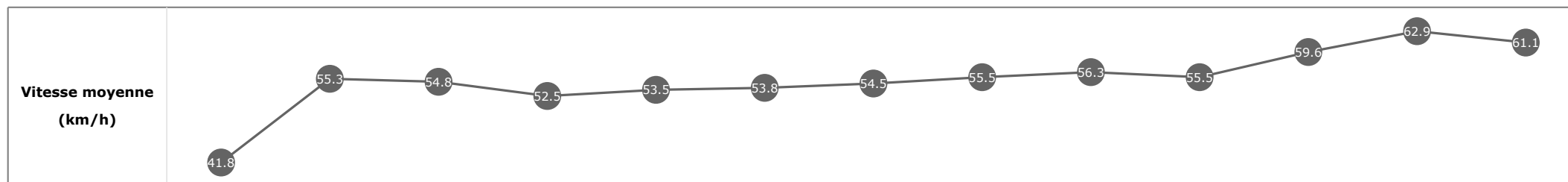


Statistiques Tracking
DEAUVILLE
C9 - PRIX DES ROUGES TERRES - 2500m
vendredi 3 janvier 2020 - 16:45

Cheval **SKY ORCHID**
 Jockey **S. PASQUIER**
 Rang d'arrivée **7**
 Temps de parcours **02:44.20**
 Tronçon le plus rapide **00:11.47** (tronçon 400m - 200m)
 Vitesse maximale **64.76** (tronçon 400m - 200m)
 Vitesse moyenne **55.3**

Données de tracking

Tronçons de 200m	DEP 2400m	2400m 2200m	2200m 2000m	2000m 1800m	1800m 1600m	1600m 1400m	1400m 1200m	1200m 1000m	1000m 800m	800m 600m	600m 400m	400m 200m	200m ARR
Temps de parcours	00:10.05	00:23.12	00:36.25	00:50.00	01:03.38	01:16.78	01:29.98	01:43.02	01:55.80	02:08.81	02:20.88	02:32.35	02:44.20
Temps du tronçon	00:10.10	00:13.07	00:13.13	00:13.75	00:13.38	00:13.39	00:13.20	00:13.03	00:12.78	00:13.01	00:12.07	00:11.47	00:11.84
Vitesse moyenne	41.8	55.3	54.8	52.5	53.5	53.8	54.5	55.5	56.3	55.5	59.6	62.9	61.1

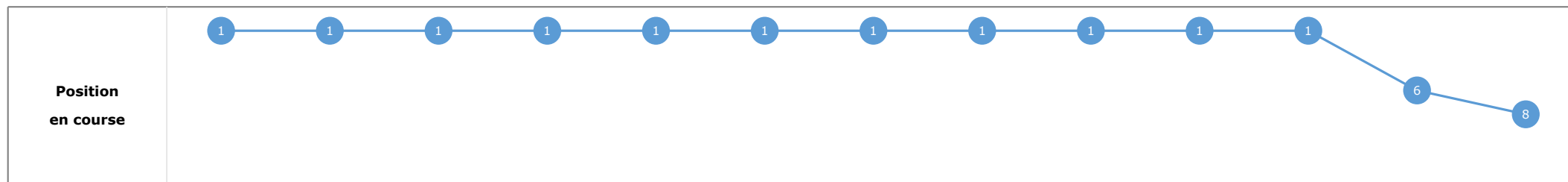
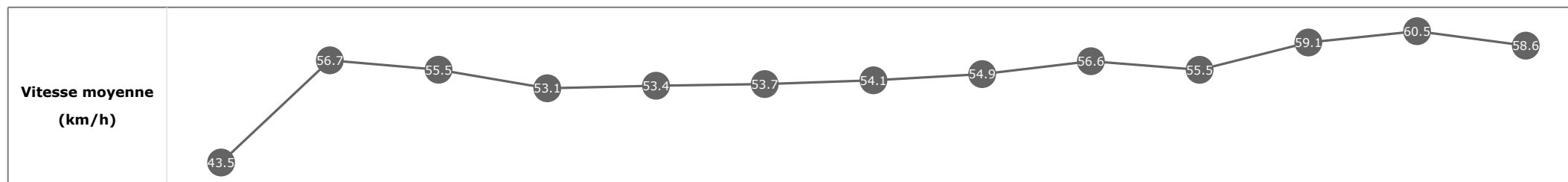


Statistiques Tracking
DEAUVILLE
C9 - PRIX DES ROUGES TERRES - 2500m
vendredi 3 janvier 2020 - 16:45

Cheval **LOONA SPIGAO**
 Jockey **E. LEBRETON**
 Rang d'arrivée **8**
 Temps de parcours **02:44.50**
 Tronçon le plus rapide **00:11.85** (tronçon 400m - 200m)
 Vitesse maximale **63.36** (tronçon 600m - 400m)
 Vitesse moyenne **55.2**

Données de tracking

Tronçons de 200m	DEP 2400m	2400m 2200m	2200m 2000m	2000m 1800m	1800m 1600m	1600m 1400m	1400m 1200m	1200m 1000m	1000m 800m	800m 600m	600m 400m	400m 200m	200m ARR
Temps de parcours	00:09.71	00:22.36	00:35.36	00:48.95	01:02.39	01:15.90	01:29.20	01:42.25	01:55.01	02:08.01	02:20.31	02:32.16	02:44.50
Temps du tronçon	00:09.76	00:12.65	00:13.00	00:13.58	00:13.43	00:13.51	00:13.29	00:13.05	00:12.75	00:12.99	00:12.29	00:11.85	00:12.33
Vitesse moyenne	43.5	56.7	55.5	53.1	53.4	53.7	54.1	54.9	56.6	55.5	59.1	60.5	58.6

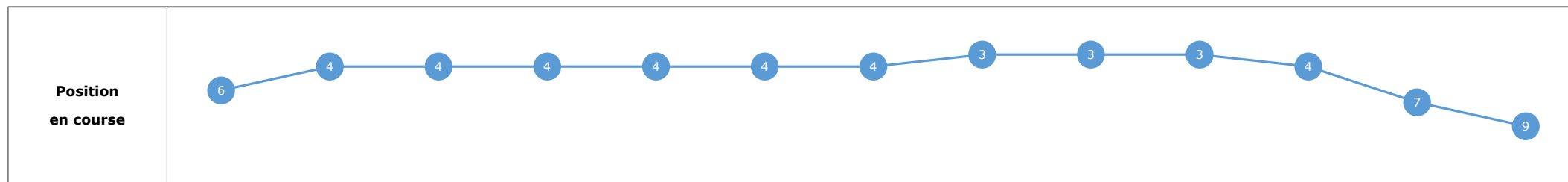
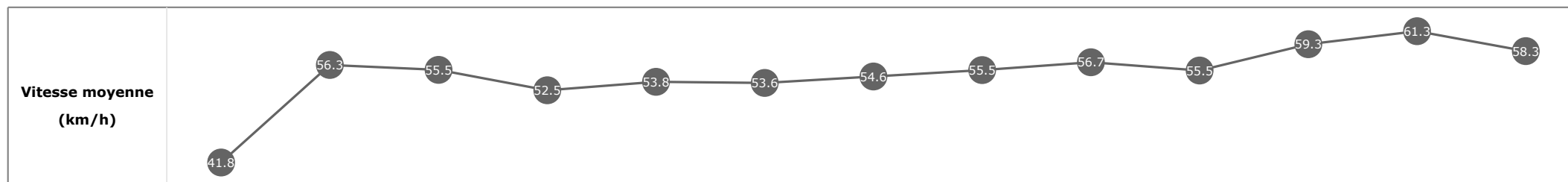


Statistiques Tracking
DEAUVILLE
C9 - PRIX DES ROUGES TERRES - 2500m
vendredi 3 janvier 2020 - 16:45

Cheval **SINALOA**
 Jockey **E. HARDOUIN**
 Rang d'arrivée **9**
 Temps de parcours **02:44.57**
 Tronçon le plus rapide **00:11.73** (tronçon 400m - 200m)
 Vitesse maximale **64.12** (tronçon 400m - 200m)
 Vitesse moyenne **55.1**

Données de tracking

Tronçons de 200m	DEP 2400m	2400m 2200m	2200m 2000m	2000m 1800m	1800m 1600m	1600m 1400m	1400m 1200m	1200m 1000m	1000m 800m	800m 600m	600m 400m	400m 200m	200m ARR
Temps de parcours	00:10.04	00:22.85	00:35.85	00:49.64	01:03.03	01:16.45	01:29.65	01:42.58	01:55.34	02:08.33	02:20.51	02:32.24	02:44.57
Temps du tronçon	00:10.09	00:12.80	00:13.00	00:13.78	00:13.39	00:13.41	00:13.19	00:12.93	00:12.75	00:12.99	00:12.18	00:11.73	00:12.32
Vitesse moyenne	41.8	56.3	55.5	52.5	53.8	53.6	54.6	55.5	56.7	55.5	59.3	61.3	58.3

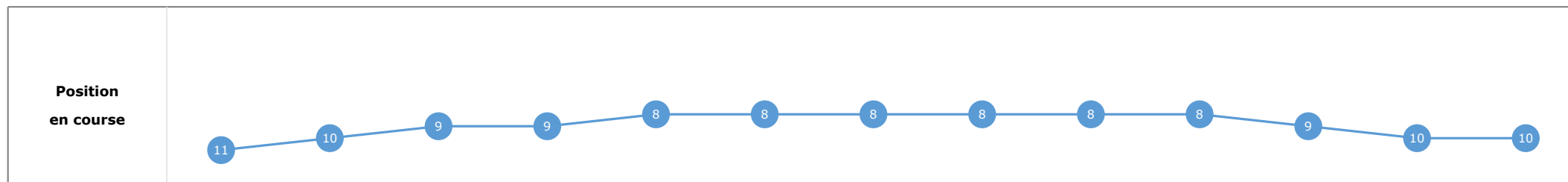
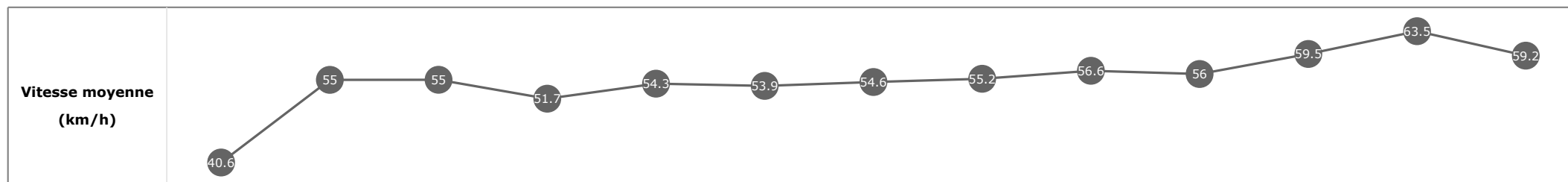


Statistiques Tracking
DEAUVILLE
C9 - PRIX DES ROUGES TERRES - 2500m
vendredi 3 janvier 2020 - 16:45

Cheval **STRATONICE**
 Jockey **M. VELON**
 Rang d'arrivée **10**
 Temps de parcours **02:44.59**
 Tronçon le plus rapide **00:11.42** (tronçon 400m - 200m)
 Vitesse maximale **64.80** (tronçon 400m - 200m)
 Vitesse moyenne **55.1**

Données de tracking

Tronçons de 200m	DEP 2400m	2400m 2200m	2200m 2000m	2000m 1800m	1800m 1600m	1600m 1400m	1400m 1200m	1200m 1000m	1000m 800m	800m 600m	600m 400m	400m 200m	200m ARR
Temps de parcours	00:10.40	00:23.51	00:36.61	00:50.47	01:03.81	01:17.13	01:30.28	01:43.35	01:56.11	02:09.01	02:21.08	02:32.51	02:44.59
Temps du tronçon	00:10.45	00:13.11	00:13.09	00:13.85	00:13.34	00:13.32	00:13.14	00:13.07	00:12.76	00:12.89	00:12.07	00:11.42	00:12.08
Vitesse moyenne	40.6	55	55	51.7	54.3	53.9	54.6	55.2	56.6	56	59.5	63.5	59.2


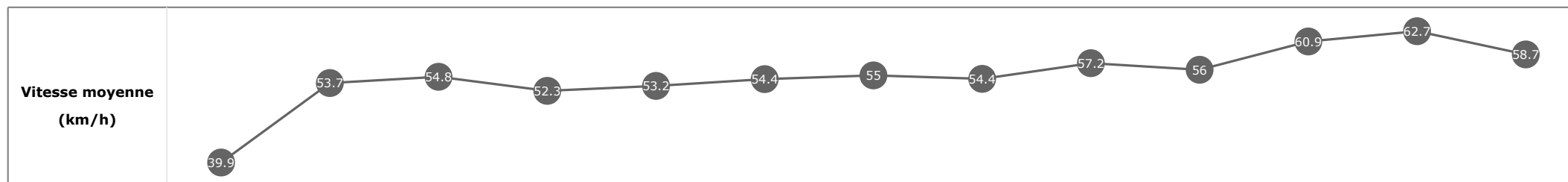


Statistiques Tracking
DEAUVILLE
C9 - PRIX DES ROUGES TERRES - 2500m
vendredi 3 janvier 2020 - 16:45

Cheval **WHAT ESLE**
 Jockey **L. GROSSO**
 Rang d'arrivée **11**
 Temps de parcours **02:45.39**
 Tronçon le plus rapide **00:11.49** (tronçon 400m - 200m)
 Vitesse maximale **64.62** (tronçon 400m - 200m)
 Vitesse moyenne **54.9**

Données de tracking

Tronçons de 200m	DEP 2400m	2400m 2200m	2200m 2000m	2000m 1800m	1800m 1600m	1600m 1400m	1400m 1200m	1200m 1000m	1000m 800m	800m 600m	600m 400m	400m 200m	200m ARR
Temps de parcours	00:10.49	00:24.00	00:37.14	00:51.01	01:04.54	01:17.84	01:30.90	01:44.17	01:56.77	02:09.66	02:21.71	02:33.20	02:45.39
Temps du tronçon	00:10.54	00:13.51	00:13.14	00:13.86	00:13.53	00:13.29	00:13.05	00:13.27	00:12.60	00:12.89	00:12.04	00:11.49	00:12.19
Vitesse moyenne	39.9	53.7	54.8	52.3	53.2	54.4	55	54.4	57.2	56	60.9	62.7	58.7



Statistiques Tracking

DEAUVILLE

C9 - PRIX DES ROUGES TERRES - 2500m

vendredi 3 janvier 2020 - 16:45

Cheval **JUST PROUD**
 Jockey C. SOUMILLON
 Rang d'arrivée **12**
 Temps de parcours **02:47.50**
 Tronçon le plus rapide **00:11.65** (tronçon 400m - 200m)
 Vitesse maximale **64.48** (tronçon 400m - 200m)
 Vitesse moyenne **54.2**

Données de tracking

Tronçons de 200m	DEP 2400m	2400m 2200m	2200m 2000m	2000m 1800m	1800m 1600m	1600m 1400m	1400m 1200m	1200m 1000m	1000m 800m	800m 600m	600m 400m	400m 200m	200m ARR
Temps de parcours	00:10.26	00:23.69	00:36.91	00:50.78	01:04.26	01:17.57	01:30.61	01:43.75	01:56.42	02:09.24	02:21.42	02:33.07	02:47.50
Temps du tronçon	00:10.31	00:13.43	00:13.22	00:13.86	00:13.48	00:13.30	00:13.04	00:13.13	00:12.67	00:12.82	00:12.17	00:11.65	00:14.42
Vitesse moyenne	40.9	53.6	54.9	51.7	53.5	54.1	55.4	54.7	57	56	59.7	61.6	50.3

