

**Statistiques Tracking**  
**DEAUVILLE**  
**C1 - PRIX DE SAINT-JAMES - 1300m**  
**samedi 4 janvier 2020 - 11:47**


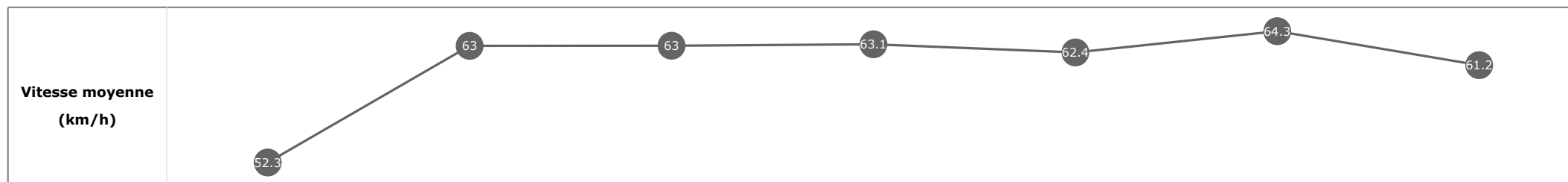
Partant (corde)	Cheval	Arrivée officielle	Tronçons de 200m Temps passage en tête Durée du tronçon		DEP - 1000m	1000m - 800m	800m - 600m	600m - 400m	400m - 200m	200m - ARR	Temps officiel	Derniers 600m	Parcouru vs. 1er
			Vitesse Max	200m les plus rapides	00:19.91 00:19.91	00:31.22 00:11.30	00:42.74 00:11.52	00:54.40 00:11.66	01:05.70 00:11.30	01:17.44 00:11.73			
3 (4)	<b>TRUE ROMANCE</b> PC. BOUDOT	1	68.62 T5	00:11.15 T5	<b>00:20.08</b> 2 00:20.08	<b>00:31.50</b> 3 00:11.41	<b>00:42.90</b> 2 00:11.40	<b>00:54.55</b> 2 00:11.65	<b>01:05.70</b> 1 00:11.15	<b>01:17.44</b> 00:11.73	1'16"50	00:34.53	
8 (8)	<b>COOL REFLECTION</b> B. FLANDRIN	2	69.91 T5	00:10.98 T5	<b>00:20.29</b> 4 00:20.29	<b>00:31.58</b> 4 00:11.29	<b>00:43.15</b> 4 00:11.56	<b>00:54.82</b> 4 00:11.66	<b>01:05.81</b> 2 00:10.98	<b>01:17.70</b> 00:11.88	1'16"73	00:34.54	2.86
9 (5)	<b>STORMBRINGER</b> A. HAMELIN	3	69.44 T5	00:11.20 T5	<b>00:20.31</b> 5 00:20.31	<b>00:31.73</b> 5 00:11.42	<b>00:43.29</b> 5 00:11.56	<b>00:54.85</b> 5 00:11.55	<b>01:06.05</b> 4 00:11.20	<b>01:17.85</b> 00:11.80	1'16"86	00:34.56	0.16
1 (6)	<b>VERT PARSLEY</b> M. GUYON	4	69.59 T5	00:11.04 T5	<b>00:20.56</b> 7 00:20.56	<b>00:32.00</b> 7 00:11.44	<b>00:43.44</b> 7 00:11.43	<b>00:54.96</b> 6 00:11.52	<b>01:06.01</b> 3 00:11.04	<b>01:17.84</b> 00:11.83	1'16"86	00:34.40	2.80
6 (1)	<b>CHEIKELJACK</b> A. POUCHIN	5	69.08 T5	00:11.33 T5	<b>00:20.45</b> 6 00:20.45	<b>00:31.87</b> 6 00:11.42	<b>00:43.43</b> 6 00:11.56	<b>00:55.04</b> 7 00:11.60	<b>01:06.38</b> 7 00:11.33	<b>01:18.17</b> 00:11.79	1'17"17	00:34.73	-0.50
5 (3)	<b>CAVAPRUN</b> M. NOBILI	6	67.86 T5	00:11.29 T5	<b>00:20.58</b> 8 00:20.58	<b>00:32.01</b> 8 00:11.42	<b>00:43.45</b> 8 00:11.44	<b>00:55.10</b> 8 00:11.64	<b>01:06.39</b> 8 00:11.29	<b>01:18.20</b> 00:11.80	1'17"20	00:34.74	0.69
2 (9)	<b>VIBRANT CHORDS</b> E. ETIENNE	7	65.92 T2	00:11.28 T2	<b>00:20.11</b> 3 00:20.11	<b>00:31.40</b> 2 00:11.28	<b>00:42.98</b> 3 00:11.58	<b>00:54.69</b> 3 00:11.70	<b>01:06.30</b> 6 00:11.61	<b>01:18.39</b> 00:12.08	1'17"38	00:35.40	3.82
7 (7)	<b>DER GRAUE</b> V. CHEMINAUD	8	66.35 T3	00:11.30 T2	<b>00:19.91</b> 1 00:19.91	<b>00:31.22</b> 1 00:11.30	<b>00:42.74</b> 1 00:11.52	<b>00:54.40</b> 1 00:11.66	<b>01:06.17</b> 5 00:11.76	<b>01:19.37</b> 00:13.20	1'18"26	00:36.62	1.97
4 (2)	<b>ON THE SEA</b> J. MONTEIRO	9	66.53 T5	00:11.42 T2	<b>00:20.72</b> 9 00:20.72	<b>00:32.14</b> 9 00:11.42	<b>00:43.70</b> 9 00:11.55	<b>00:55.42</b> 9 00:11.72	<b>01:06.99</b> 9 00:11.57	<b>01:19.51</b> 00:12.51	1'18"42	00:35.81	0.20

**Statistiques Tracking**  
**DEAUVILLE**  
**C1 - PRIX DE SAINT-JAMES - 1300m**  
**samedi 4 janvier 2020 - 11:47**

Cheval **TRUE ROMANCE**  
 Jockey PC. BOUDOT  
 Rang d'arrivée **1**  
 Temps de parcours **01:17.44**  
 Tronçon le plus rapide **00:11.15** (tronçon 400m - 200m)  
 Vitesse maximale **68.62** (tronçon 400m - 200m)  
 Vitesse moyenne **60.4**

**Données de tracking**

Tronçons de 200m	DEP 1200m	1200m 1000m	1000m 800m	800m 600m	600m 400m	400m 200m	200m ARR
<b>Temps de parcours</b>	<b>00:08.59</b>	<b>00:20.08</b>	<b>00:31.50</b>	<b>00:42.90</b>	<b>00:54.55</b>	<b>01:05.70</b>	<b>01:17.44</b>
Temps du tronçon	00:06.74	00:11.48	00:11.41	00:11.40	00:11.65	00:11.15	00:11.73
<b>Vitesse moyenne</b>	52.3	63	63	63.1	62.4	64.3	61.2

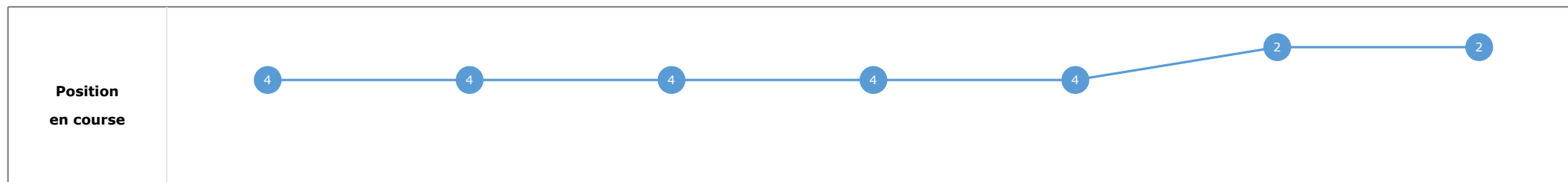
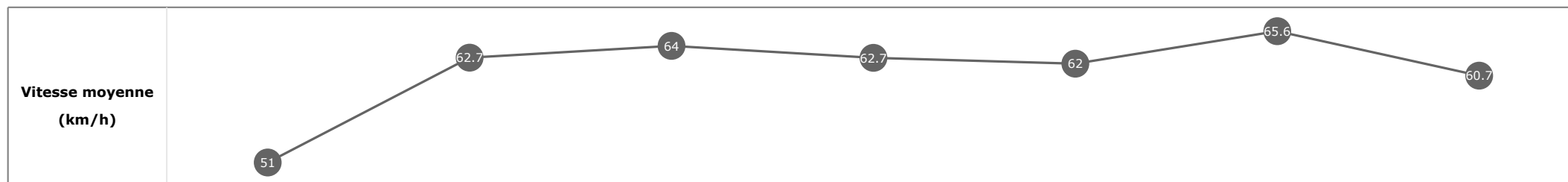


**Statistiques Tracking**  
**DEAUVILLE**  
**C1 - PRIX DE SAINT-JAMES - 1300m**  
**samedi 4 janvier 2020 - 11:47**

Cheval **COOL REFLECTION**  
 Jockey **B. FLANDRIN**  
 Rang d'arrivée **2**  
 Temps de parcours **01:17.70**  
 Tronçon le plus rapide **00:10.98** (tronçon 400m - 200m)  
 Vitesse maximale **69.91** (tronçon 400m - 200m)  
 Vitesse moyenne **60.4**

**Données de tracking**

Tronçons de 200m	DEP 1200m	1200m 1000m	1000m 800m	800m 600m	600m 400m	400m 200m	200m ARR
<b>Temps de parcours</b>	<b>00:08.73</b>	<b>00:20.29</b>	<b>00:31.58</b>	<b>00:43.15</b>	<b>00:54.82</b>	<b>01:05.81</b>	<b>01:17.70</b>
Temps du tronçon	00:06.88	00:11.56	00:11.29	00:11.56	00:11.66	00:10.98	00:11.88
<b>Vitesse moyenne</b>	51	62.7	64	62.7	62	65.6	60.7

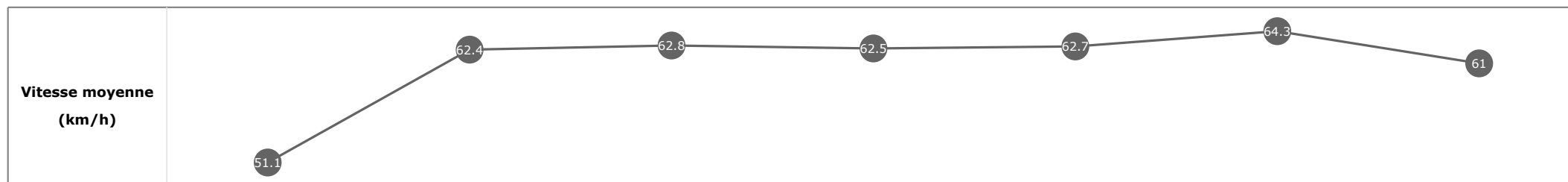


**Statistiques Tracking**  
**DEAUVILLE**  
**C1 - PRIX DE SAINT-JAMES - 1300m**  
**samedi 4 janvier 2020 - 11:47**

Cheval **STORMBRINGER**  
 Jockey A. HAMELIN  
 Rang d'arrivée **3**  
 Temps de parcours **01:17.85**  
 Tronçon le plus rapide **00:11.20** (tronçon 400m - 200m)  
 Vitesse maximale **69.44** (tronçon 400m - 200m)  
 Vitesse moyenne **60.1**

**Données de tracking**

Tronçons de 200m	DEP 1200m	1200m 1000m	1000m 800m	800m 600m	600m 400m	400m 200m	200m ARR
<b>Temps de parcours</b>	<b>00:08.78</b>	<b>00:20.31</b>	<b>00:31.73</b>	<b>00:43.29</b>	<b>00:54.85</b>	<b>01:06.05</b>	<b>01:17.85</b>
Temps du tronçon	00:06.93	00:11.52	00:11.42	00:11.56	00:11.55	00:11.20	00:11.80
<b>Vitesse moyenne</b>	51.1	62.4	62.8	62.5	62.7	64.3	61

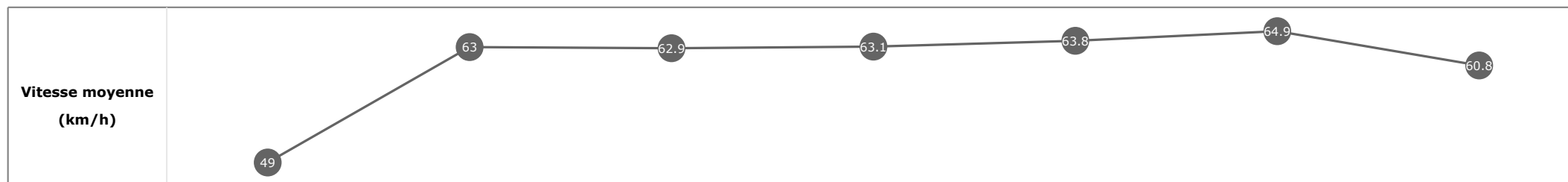


**Statistiques Tracking**  
**DEAUVILLE**  
**C1 - PRIX DE SAINT-JAMES - 1300m**  
**samedi 4 janvier 2020 - 11:47**

Cheval **VERT PARSLEY**  
 Jockey **M. GUYON**  
 Rang d'arrivée **4**  
 Temps de parcours **01:17.84**  
 Tronçon le plus rapide **00:11.04** (tronçon 400m - 200m)  
 Vitesse maximale **69.59** (tronçon 400m - 200m)  
 Vitesse moyenne **60.2**

**Données de tracking**

Tronçons de 200m	DEP 1200m	1200m 1000m	1000m 800m	800m 600m	600m 400m	400m 200m	200m ARR
<b>Temps de parcours</b>	<b>00:09.03</b>	<b>00:20.56</b>	<b>00:32.00</b>	<b>00:43.44</b>	<b>00:54.96</b>	<b>01:06.01</b>	<b>01:17.84</b>
Temps du tronçon	00:07.18	00:11.53	00:11.44	00:11.43	00:11.52	00:11.04	00:11.83
<b>Vitesse moyenne</b>	49	63	62.9	63.1	63.8	64.9	60.8

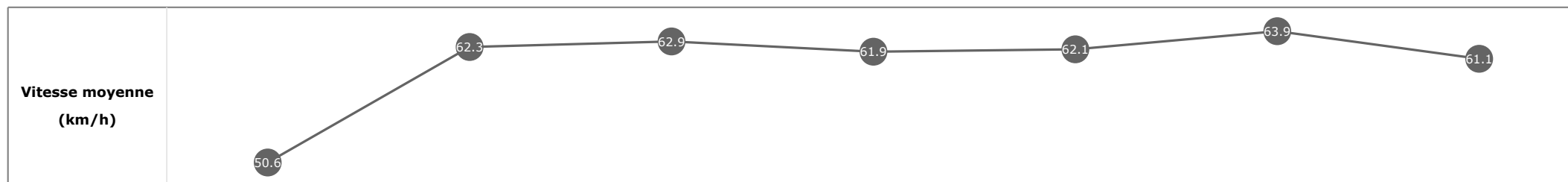


**Statistiques Tracking**  
**DEAUVILLE**  
**C1 - PRIX DE SAINT-JAMES - 1300m**  
**samedi 4 janvier 2020 - 11:47**

Cheval **CHEIKELJACK**  
 Jockey **A. POUCHIN**  
 Rang d'arrivée **5**  
 Temps de parcours **01:18.17**  
 Tronçon le plus rapide **00:11.33** (tronçon 400m - 200m)  
 Vitesse maximale **69.08** (tronçon 400m - 200m)  
 Vitesse moyenne **59.8**

**Données de tracking**

Tronçons de 200m	DEP 1200m	1200m 1000m	1000m 800m	800m 600m	600m 400m	400m 200m	200m ARR
<b>Temps de parcours</b>	<b>00:08.86</b>	<b>00:20.45</b>	<b>00:31.87</b>	<b>00:43.43</b>	<b>00:55.04</b>	<b>01:06.38</b>	<b>01:18.17</b>
Temps du tronçon	00:07.01	00:11.58	00:11.42	00:11.56	00:11.60	00:11.33	00:11.79
<b>Vitesse moyenne</b>	50.6	62.3	62.9	61.9	62.1	63.9	61.1


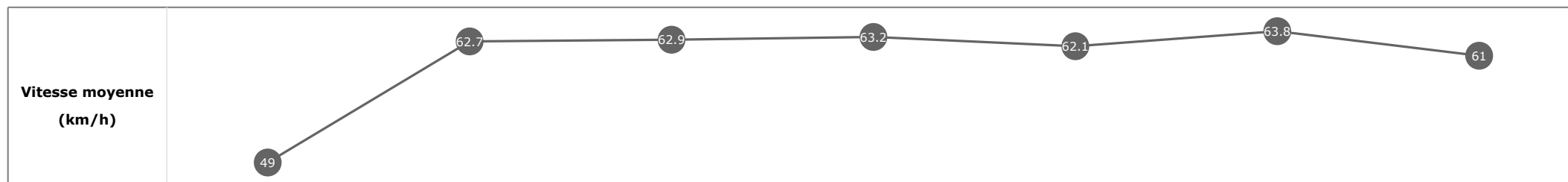


**Statistiques Tracking**  
**DEAUVILLE**  
**C1 - PRIX DE SAINT-JAMES - 1300m**  
**samedi 4 janvier 2020 - 11:47**

Cheval **CAVAPRUN**  
 Jockey **M. NOBILI**  
 Rang d'arrivée **6**  
 Temps de parcours **01:18.20**  
 Tronçon le plus rapide **00:11.29** (tronçon 400m - 200m)  
 Vitesse maximale **67.86** (tronçon 400m - 200m)  
 Vitesse moyenne **59.9**

**Données de tracking**

Tronçons de 200m	DEP 1200m	1200m 1000m	1000m 800m	800m 600m	600m 400m	400m 200m	200m ARR
<b>Temps de parcours</b>	<b>00:09.02</b>	<b>00:20.58</b>	<b>00:32.01</b>	<b>00:43.45</b>	<b>00:55.10</b>	<b>01:06.39</b>	<b>01:18.20</b>
Temps du tronçon	00:07.17	00:11.55	00:11.42	00:11.44	00:11.64	00:11.29	00:11.80
<b>Vitesse moyenne</b>	49	62.7	62.9	63.2	62.1	63.8	61


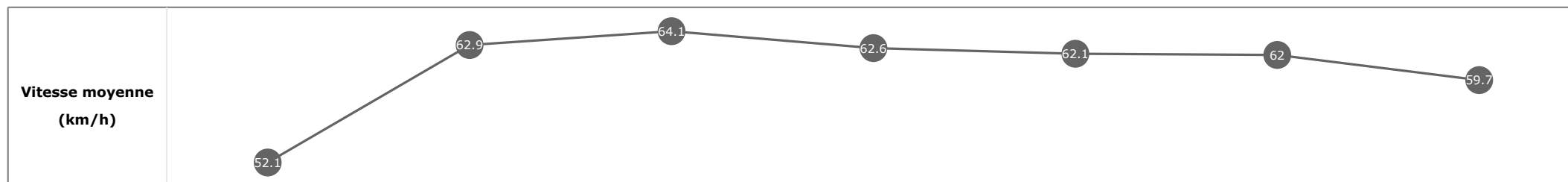


**Statistiques Tracking**  
**DEAUVILLE**  
**C1 - PRIX DE SAINT-JAMES - 1300m**  
**samedi 4 janvier 2020 - 11:47**

Cheval **VIBRANT CHORDS**  
 Jockey **E. ETIENNE**  
 Rang d'arrivée **7**  
 Temps de parcours **01:18.39**  
 Tronçon le plus rapide **00:11.28** (tronçon 1000m - 800m)  
 Vitesse maximale **65.92** (tronçon 1000m - 800m)  
 Vitesse moyenne **59.9**

**Données de tracking**

Tronçons de 200m	DEP 1200m	1200m 1000m	1000m 800m	800m 600m	600m 400m	400m 200m	200m ARR
<b>Temps de parcours</b>	<b>00:08.60</b>	<b>00:20.11</b>	<b>00:31.40</b>	<b>00:42.98</b>	<b>00:54.69</b>	<b>01:06.30</b>	<b>01:18.39</b>
Temps du tronçon	00:06.75	00:11.50	00:11.28	00:11.58	00:11.70	00:11.61	00:12.08
<b>Vitesse moyenne</b>	52.1	62.9	64.1	62.6	62.1	62	59.7



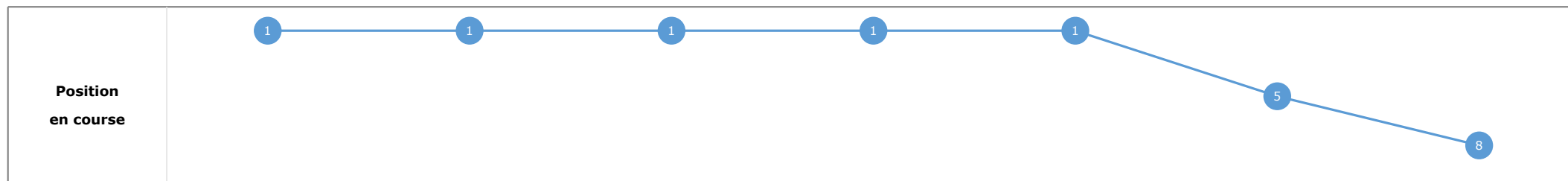
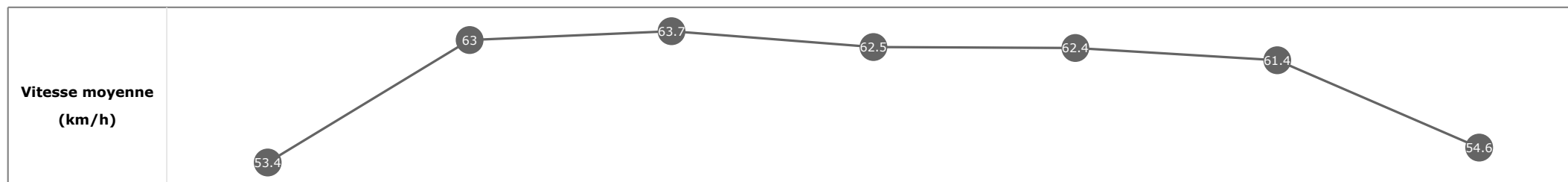


**Statistiques Tracking**  
**DEAUVILLE**  
**C1 - PRIX DE SAINT-JAMES - 1300m**  
**samedi 4 janvier 2020 - 11:47**

Cheval **DER GRAUE**  
 Jockey **V. CHEMINAUD**  
 Rang d'arrivée **8**  
 Temps de parcours **01:19.37**  
 Tronçon le plus rapide **00:11.30** (tronçon 1000m - 800m)  
 Vitesse maximale **66.35** (tronçon 800m - 600m)  
 Vitesse moyenne **59**

**Données de tracking**

Tronçons de 200m	DEP 1200m	1200m 1000m	1000m 800m	800m 600m	600m 400m	400m 200m	200m ARR
<b>Temps de parcours</b>	<b>00:08.48</b>	<b>00:19.91</b>	<b>00:31.22</b>	<b>00:42.74</b>	<b>00:54.40</b>	<b>01:06.17</b>	<b>01:19.37</b>
Temps du tronçon	00:06.63	00:11.43	00:11.30	00:11.52	00:11.66	00:11.76	00:13.20
<b>Vitesse moyenne</b>	53.4	63	63.7	62.5	62.4	61.4	54.6



**Statistiques Tracking**  
**DEAUVILLE**  
**C1 - PRIX DE SAINT-JAMES - 1300m**  
**samedi 4 janvier 2020 - 11:47**

Cheval **ON THE SEA**  
 Jockey **J. MONTEIRO**  
 Rang d'arrivée **9**  
 Temps de parcours **01:19.51**  
 Tronçon le plus rapide **00:11.42** (tronçon 1000m - 800m)  
 Vitesse maximale **66.53** (tronçon 400m - 200m)  
 Vitesse moyenne **58.9**

**Données de tracking**

Tronçons de 200m	DEP 1200m	1200m 1000m	1000m 800m	800m 600m	600m 400m	400m 200m	200m ARR
<b>Temps de parcours</b>	<b>00:09.17</b>	<b>00:20.72</b>	<b>00:32.14</b>	<b>00:43.70</b>	<b>00:55.42</b>	<b>01:06.99</b>	<b>01:19.51</b>
Temps du tronçon	00:07.32	00:11.54	00:11.42	00:11.55	00:11.72	00:11.57	00:12.51
<b>Vitesse moyenne</b>	48.4	62.1	62.9	62.6	61.7	62.4	57.5

