

**Statistiques Tracking**  
**DEAUVILLE**  
**C4 - PRIX DES VILLEGIATURES - 1900m**  
**samedi 4 janvier 2020 - 13:18**

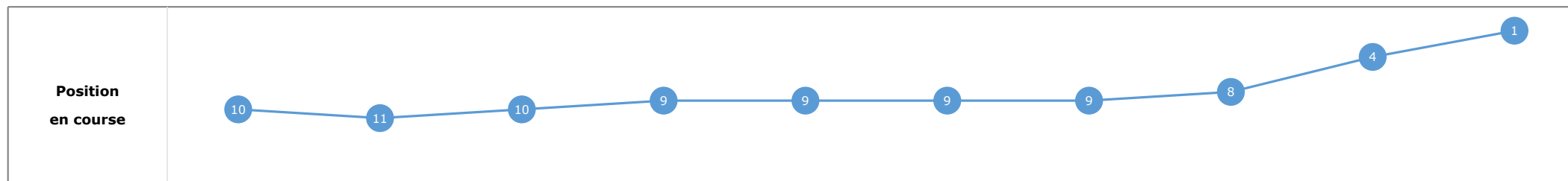
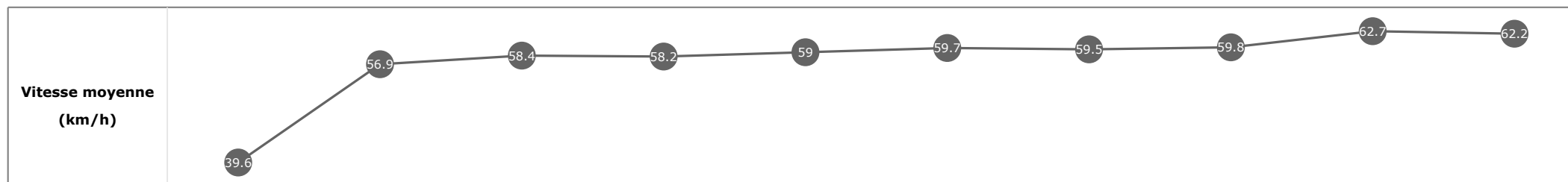
Partant (corde)	Cheval	Arrivée officielle	Tronçons de 200m Temps passage en tête Durée du tronçon		DEP - 1000m	1000m - 800m	800m - 600m	600m - 400m	400m - 200m	200m - ARR	Temps officiel	Derniers 600m	Parcouru vs. 1er
			Vitesse Max	200m les plus rapides	00:57.83 00:57.83	01:10.03 00:12.19	01:22.45 00:12.42	01:34.76 00:12.31	01:46.55 00:11.79	01:58.40 00:11.85			
1 (8)	<b>TEXANITO</b> M. GUYON	1	65.38 T5	00:11.49 T5	00:58.79 9 00:58.79	01:10.86 9 00:12.07	01:23.10 9 00:12.24	01:35.27 8 00:12.16	01:46.77 4 00:11.49	01:58.40 00:11.63	1'58"38	00:35.29	
13 (7)	<b>SLAMANSKY</b> A. HAMELIN	2	63.68 T5	00:11.69 T5	00:58.14 3 00:58.14	01:10.33 3 00:12.18	01:22.61 2 00:12.28	01:34.86 2 00:12.24	01:46.55 1 00:11.69	01:58.53 00:11.97	1'58"51	00:35.91	-1.77
5 (12)	<b>FEEL ROU</b> J. NICOLEAU	3	64.15 T1	00:11.82 T5	00:57.83 1 00:57.83	01:10.03 1 00:12.19	01:22.45 1 00:12.42	01:34.76 1 00:12.31	01:46.58 2 00:11.82	01:58.80 00:12.21	1'58"75	00:36.35	-0.10
6 (9)	<b>GREY SENSATION</b> G. BERTRAND	4	63.54 T5	00:11.73 T5	00:58.31 4 00:58.31	01:10.42 4 00:12.10	01:22.75 4 00:12.32	01:35.00 4 00:12.25	01:46.74 3 00:11.73	01:58.82 00:12.08	1'58"78	00:36.07	1.40
4 (5)	<b>KOOSTO</b> L. GROSSO	5	64.66 T5	00:11.64 T5	00:58.63 8 00:58.63	01:10.79 8 00:12.15	01:23.06 8 00:12.27	01:35.34 9 00:12.27	01:46.98 10 00:11.64	01:58.87 00:11.88	1'58"83	00:35.80	-3.37
15 (11)	<b>LA RACEUSE</b> M. DELALANDE	6	66.06 T5	00:11.40 T5	00:59.54 14 00:59.54	01:11.36 13 00:11.82	01:23.68 14 00:12.31	01:35.66 13 00:11.98	01:47.07 12 00:11.40	01:58.90 00:11.83	1'58"83	00:35.22	-1.07
10 (6)	<b>GRISBI</b> S. MAILLOT	7	64.30 T5	00:11.74 T5	00:58.31 5 00:58.31	01:10.48 5 00:12.16	01:22.77 5 00:12.28	01:35.15 6 00:12.38	01:46.90 6 00:11.74	01:58.96 00:12.06	1'58"90	00:36.19	-4.03
8 (14)	<b>PRIMUS INCITATUS</b> T. THULLIEZ	8	64.30 T5	00:11.68 T5	00:58.56 7 00:58.56	01:10.64 7 00:12.07	01:22.95 7 00:12.31	01:35.24 7 00:12.29	01:46.92 9 00:11.68	01:59.11 00:12.18	1'59"01	00:36.15	2.65
16 (10)	<b>TROPEZIENNE</b> Q. PERRETTE	9	64.62 T5	00:11.68 T5	00:58.46 6 00:58.46	01:10.55 6 00:12.08	01:22.90 6 00:12.35	01:35.10 5 00:12.20	01:46.79 5 00:11.68	01:59.08 00:12.29	1'59"01	00:36.17	-2.51
3 (15)	<b>MOCKLERSHILL</b> C. GROSBOIS	10	65.48 T5	00:11.51 T5	00:58.91 10 00:58.91	01:10.88 10 00:11.96	01:23.21 10 00:12.33	01:35.41 10 00:12.19	01:46.92 8 00:11.51	01:59.19 00:12.26	1'59"07	00:35.97	4.61
12 (1)	<b>EVOCATEUR</b> V. CHEMINAUD	11	65.30 T1	00:11.96 T5	00:58.00 2 00:58.00	01:10.17 2 00:12.17	01:22.61 3 00:12.44	01:34.94 3 00:12.32	01:46.91 7 00:11.96	01:59.38 00:12.47	1'59"28	00:36.76	-5.90
7 (16)	<b>HARK</b> E. ETIENNE	12	65.05 T6	00:11.67 T5	00:59.69 15 00:59.69	01:11.64 15 00:11.94	01:23.93 15 00:12.29	01:35.97 15 00:12.03	01:47.64 14 00:11.67	01:59.96 00:12.31	1'59"85	00:36.02	-1.02
9 (13)	<b>PINOT GRIGIO</b> J. CABRE	13	65.52 T5	00:11.45 T5	00:59.10 11 00:59.10	01:11.13 11 00:12.02	01:23.52 12 00:12.39	01:35.61 11 00:12.09	01:47.07 11 00:11.45	02:00.24 00:13.17	2'00"10	00:36.72	2.94
11 (3)	<b>ROSE IN MARCH</b> A. MASSIN	14	64.26 T5	00:11.84 T5	00:59.23 12 00:59.23	01:11.14 12 00:11.91	01:23.37 11 00:12.22	01:35.61 12 00:12.24	01:47.46 13 00:11.84	02:00.45 00:12.99	2'00"30	00:37.08	-0.07
2 (4)	<b>PONT NEUILLY</b> B. FLANDRIN	15	68.26 T6	00:12.10 T5	00:59.39 13 00:59.39	01:11.51 14 00:12.12	01:23.63 13 00:12.11	01:35.79 14 00:12.15	01:47.90 15 00:12.10	02:02.02 00:14.12	2'01"62	00:38.38	-2.70
14 (2)	<b>FIDELIO</b> L. BOISSEAU	16									2'01"70		

**Statistiques Tracking**  
**DEAUVILLE**  
**C4 - PRIX DES VILLEGIATURES - 1900m**  
**samedi 4 janvier 2020 - 13:18**

Cheval **TEXANITO**  
 Jockey **M. GUYON**  
 Rang d'arrivée **1**  
 Temps de parcours **01:58.40**  
 Tronçon le plus rapide **00:11.49** (tronçon 400m - 200m)  
 Vitesse maximale **65.38** (tronçon 400m - 200m)  
 Vitesse moyenne **58**

**Données de tracking**

Tronçons de 200m	DEP 1800m	1800m 1600m	1600m 1400m	1400m 1200m	1200m 1000m	1000m 800m	800m 600m	600m 400m	400m 200m	200m ARR
<b>Temps de parcours</b>	<b>00:09.19</b>	<b>00:21.89</b>	<b>00:34.24</b>	<b>00:46.58</b>	<b>00:58.79</b>	<b>01:10.86</b>	<b>01:23.10</b>	<b>01:35.27</b>	<b>01:46.77</b>	<b>01:58.40</b>
Temps du tronçon	00:09.24	00:12.69	00:12.35	00:12.33	00:12.20	00:12.07	00:12.24	00:12.16	00:11.49	00:11.63
<b>Vitesse moyenne</b>	39.6	56.9	58.4	58.2	59	59.7	59.5	59.8	62.7	62.2

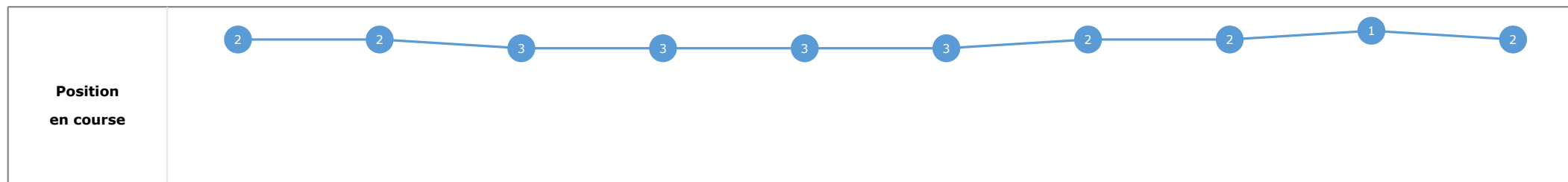
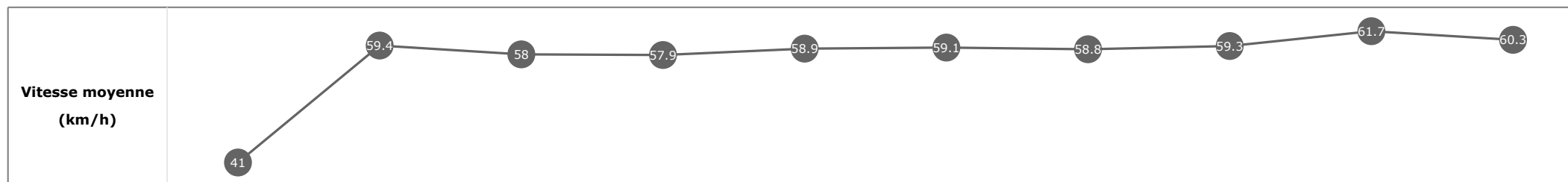


**Statistiques Tracking**  
**DEAUVILLE**  
**C4 - PRIX DES VILLEGIATURES - 1900m**  
**samedi 4 janvier 2020 - 13:18**

Cheval **SLAMANSKY**  
 Jockey **A. HAMELIN**  
 Rang d'arrivée **2**  
 Temps de parcours **01:58.53**  
 Tronçon le plus rapide **00:11.69** (tronçon 400m - 200m)  
 Vitesse maximale **63.68** (tronçon 400m - 200m)  
 Vitesse moyenne **57.9**

**Données de tracking**

Tronçons de 200m	DEP 1800m	1800m 1600m	1600m 1400m	1400m 1200m	1200m 1000m	1000m 800m	800m 600m	600m 400m	400m 200m	200m ARR
<b>Temps de parcours</b>	<b>00:08.94</b>	<b>00:21.10</b>	<b>00:33.51</b>	<b>00:45.93</b>	<b>00:58.14</b>	<b>01:10.33</b>	<b>01:22.61</b>	<b>01:34.86</b>	<b>01:46.55</b>	<b>01:58.53</b>
Temps du tronçon	00:08.99	00:12.16	00:12.41	00:12.41	00:12.21	00:12.18	00:12.28	00:12.24	00:11.69	00:11.97
<b>Vitesse moyenne</b>	41	59.4	58	57.9	58.9	59.1	58.8	59.3	61.7	60.3

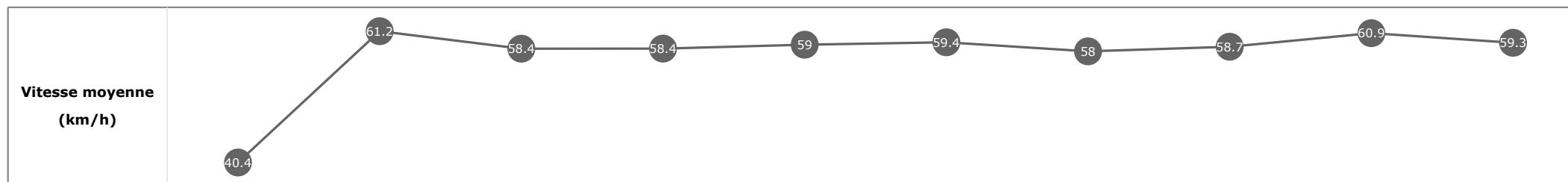


**Statistiques Tracking**  
**DEAUVILLE**  
**C4 - PRIX DES VILLEGIATURES - 1900m**  
**samedi 4 janvier 2020 - 13:18**

Cheval **FEEL ROU**  
 Jockey **J. NICOLEAU**  
 Rang d'arrivée **3**  
 Temps de parcours **01:58.80**  
 Tronçon le plus rapide **00:11.82** (tronçon 400m - 200m)  
 Vitesse maximale **64.15** (tronçon 1800m - 1600m)  
 Vitesse moyenne **57.8**

**Données de tracking**

Tronçons de 200m	DEP 1800m	1800m 1600m	1600m 1400m	1400m 1200m	1200m 1000m	1000m 800m	800m 600m	600m 400m	400m 200m	200m ARR
<b>Temps de parcours</b>	<b>00:09.11</b>	<b>00:20.94</b>	<b>00:33.31</b>	<b>00:45.63</b>	<b>00:57.83</b>	<b>01:10.03</b>	<b>01:22.45</b>	<b>01:34.76</b>	<b>01:46.58</b>	<b>01:58.80</b>
Temps du tronçon	00:09.16	00:11.83	00:12.36	00:12.31	00:12.20	00:12.19	00:12.42	00:12.31	00:11.82	00:12.21
<b>Vitesse moyenne</b>	40.4	61.2	58.4	58.4	59	59.4	58	58.7	60.9	59.3


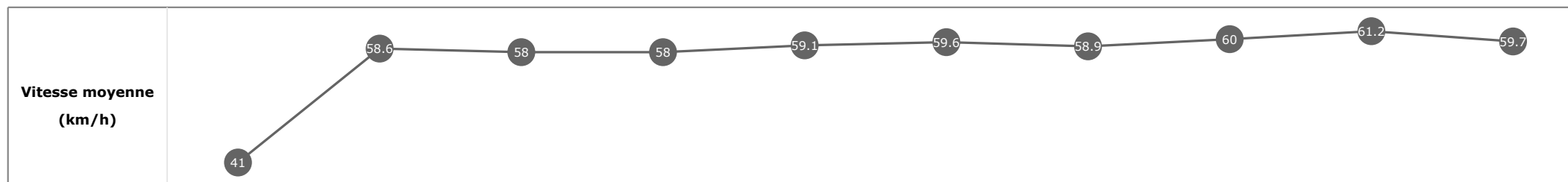


**Statistiques Tracking**  
**DEAUVILLE**  
**C4 - PRIX DES VILLEGIATURES - 1900m**  
**samedi 4 janvier 2020 - 13:18**

Cheval **GREY SENSATION**  
 Jockey G. BERTRAND  
 Rang d'arrivée **4**  
 Temps de parcours **01:58.82**  
 Tronçon le plus rapide **00:11.73** (tronçon 400m - 200m)  
 Vitesse maximale **63.54** (tronçon 400m - 200m)  
 Vitesse moyenne **57.9**

**Données de tracking**

Tronçons de 200m	DEP 1800m	1800m 1600m	1600m 1400m	1400m 1200m	1200m 1000m	1000m 800m	800m 600m	600m 400m	400m 200m	200m ARR
<b>Temps de parcours</b>	<b>00:08.94</b>	<b>00:21.26</b>	<b>00:33.66</b>	<b>00:46.12</b>	<b>00:58.31</b>	<b>01:10.42</b>	<b>01:22.75</b>	<b>01:35.00</b>	<b>01:46.74</b>	<b>01:58.82</b>
Temps du tronçon	00:08.99	00:12.32	00:12.39	00:12.45	00:12.19	00:12.10	00:12.32	00:12.25	00:11.73	00:12.08
<b>Vitesse moyenne</b>	41	58.6	58	58	59.1	59.6	58.9	60	61.2	59.7

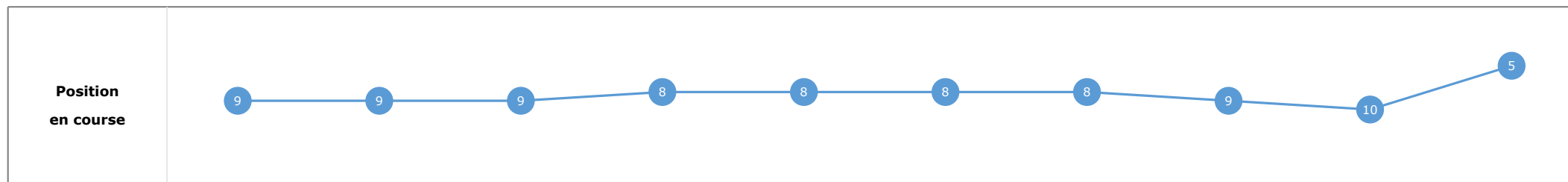
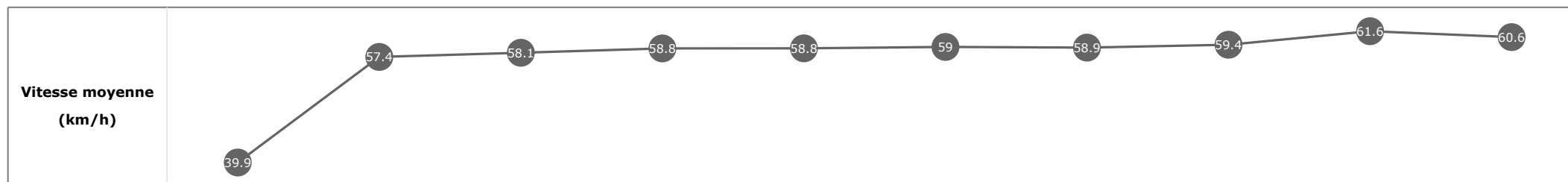


**Statistiques Tracking**  
**DEAUVILLE**  
**C4 - PRIX DES VILLEGIATURES - 1900m**  
**samedi 4 janvier 2020 - 13:18**

Cheval **KOOSTO**  
 Jockey L. GROSSO  
 Rang d'arrivée **5**  
 Temps de parcours **01:58.87**  
 Tronçon le plus rapide **00:11.64** (tronçon 400m - 200m)  
 Vitesse maximale **64.66** (tronçon 400m - 200m)  
 Vitesse moyenne **57.7**

**Données de tracking**

Tronçons de 200m	DEP 1800m	1800m 1600m	1600m 1400m	1400m 1200m	1200m 1000m	1000m 800m	800m 600m	600m 400m	400m 200m	200m ARR
<b>Temps de parcours</b>	<b>00:09.15</b>	<b>00:21.73</b>	<b>00:34.08</b>	<b>00:46.41</b>	<b>00:58.63</b>	<b>01:10.79</b>	<b>01:23.06</b>	<b>01:35.34</b>	<b>01:46.98</b>	<b>01:58.87</b>
Temps du tronçon	00:09.20	00:12.57	00:12.35	00:12.32	00:12.22	00:12.15	00:12.27	00:12.27	00:11.64	00:11.88
<b>Vitesse moyenne</b>	39.9	57.4	58.1	58.8	58.8	59	58.9	59.4	61.6	60.6

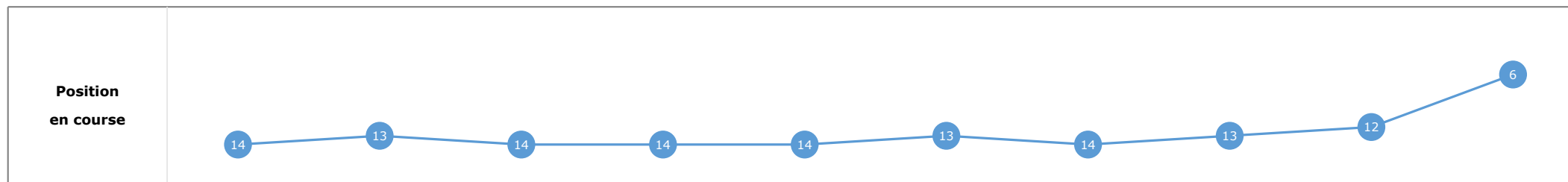
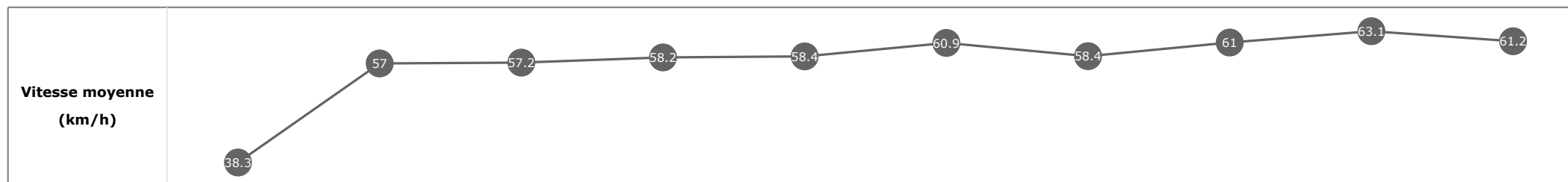


**Statistiques Tracking**  
**DEAUVILLE**  
**C4 - PRIX DES VILLEGIATURES - 1900m**  
**samedi 4 janvier 2020 - 13:18**

Cheval **LA RACEUSE**  
 Jockey **M. DELALANDE**  
 Rang d'arrivée **6**  
 Temps de parcours **01:58.90**  
 Tronçon le plus rapide **00:11.40** (tronçon 400m - 200m)  
 Vitesse maximale **66.06** (tronçon 400m - 200m)  
 Vitesse moyenne **57.7**

**Données de tracking**

Tronçons de 200m	DEP	1800m	1600m	1400m	1200m	1000m	800m	600m	400m	200m
	1800m	1600m	1400m	1200m	1000m	800m	600m	400m	200m	ARR
<b>Temps de parcours</b>	<b>00:09.55</b>	<b>00:22.24</b>	<b>00:34.82</b>	<b>00:47.22</b>	<b>00:59.54</b>	<b>01:11.36</b>	<b>01:23.68</b>	<b>01:35.66</b>	<b>01:47.07</b>	<b>01:58.90</b>
Temps du tronçon	00:09.60	00:12.68	00:12.58	00:12.39	00:12.32	00:11.82	00:12.31	00:11.98	00:11.40	00:11.83
<b>Vitesse moyenne</b>	38.3	57	57.2	58.2	58.4	60.9	58.4	61	63.1	61.2

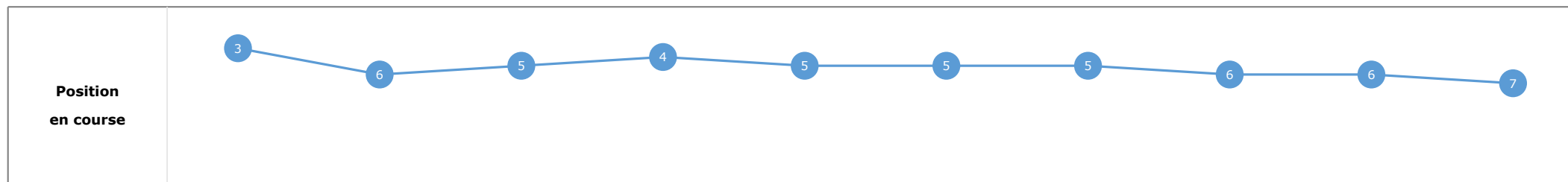
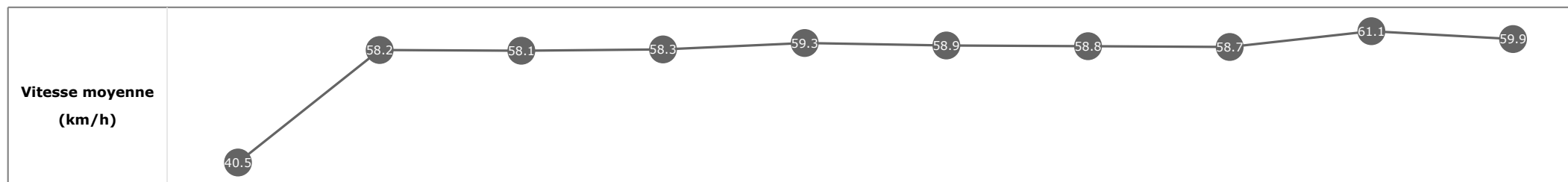


**Statistiques Tracking**  
**DEAUVILLE**  
**C4 - PRIX DES VILLEGIATURES - 1900m**  
**samedi 4 janvier 2020 - 13:18**

Cheval **GRISBI**  
 Jockey **S. MAILLOT**  
 Rang d'arrivée **7**  
 Temps de parcours **01:58.96**  
 Tronçon le plus rapide **00:11.74** (tronçon 400m - 200m)  
 Vitesse maximale **64.30** (tronçon 400m - 200m)  
 Vitesse moyenne **57.6**

**Données de tracking**

Tronçons de 200m	DEP 1800m	1800m 1600m	1600m 1400m	1400m 1200m	1200m 1000m	1000m 800m	800m 600m	600m 400m	400m 200m	200m ARR
<b>Temps de parcours</b>	<b>00:08.98</b>	<b>00:21.42</b>	<b>00:33.76</b>	<b>00:46.09</b>	<b>00:58.31</b>	<b>01:10.48</b>	<b>01:22.77</b>	<b>01:35.15</b>	<b>01:46.90</b>	<b>01:58.96</b>
Temps du tronçon	00:09.03	00:12.43	00:12.34	00:12.32	00:12.22	00:12.16	00:12.28	00:12.38	00:11.74	00:12.06
<b>Vitesse moyenne</b>	40.5	58.2	58.1	58.3	59.3	58.9	58.8	58.7	61.1	59.9



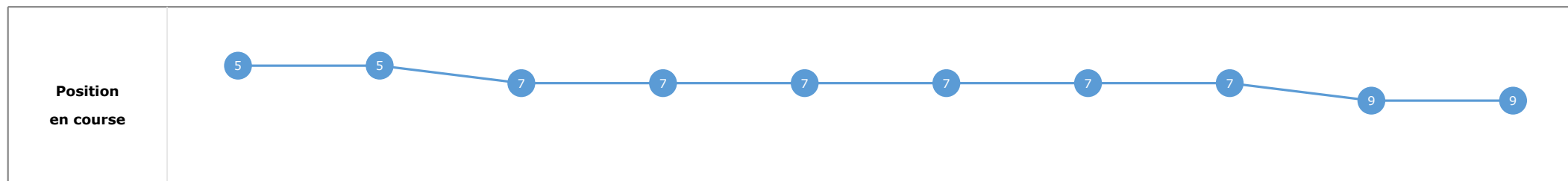
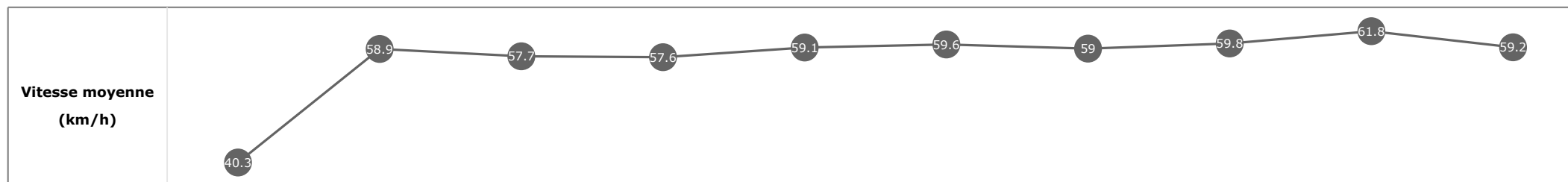


**Statistiques Tracking**  
**DEAUVILLE**  
**C4 - PRIX DES VILLEGIATURES - 1900m**  
**samedi 4 janvier 2020 - 13:18**

Cheval **PRIMUS INCITATUS**  
 Jockey T. THULLIEZ  
 Rang d'arrivée **8**  
 Temps de parcours **01:59.11**  
 Tronçon le plus rapide **00:11.68** (tronçon 400m - 200m)  
 Vitesse maximale **64.30** (tronçon 400m - 200m)  
 Vitesse moyenne **57.8**

**Données de tracking**

Tronçons de 200m	DEP 1800m	1800m 1600m	1600m 1400m	1400m 1200m	1200m 1000m	1000m 800m	800m 600m	600m 400m	400m 200m	200m ARR
<b>Temps de parcours</b>	<b>00:09.06</b>	<b>00:21.37</b>	<b>00:33.92</b>	<b>00:46.38</b>	<b>00:58.56</b>	<b>01:10.64</b>	<b>01:22.95</b>	<b>01:35.24</b>	<b>01:46.92</b>	<b>01:59.11</b>
Temps du tronçon	00:09.11	00:12.31	00:12.54	00:12.45	00:12.18	00:12.07	00:12.31	00:12.29	00:11.68	00:12.18
<b>Vitesse moyenne</b>	40.3	58.9	57.7	57.6	59.1	59.6	59	59.8	61.8	59.2

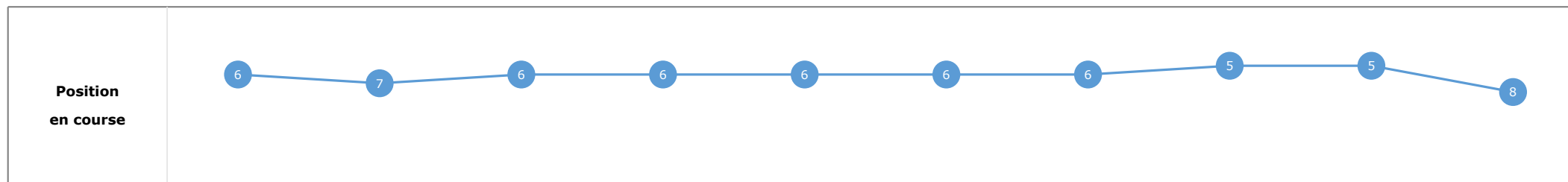
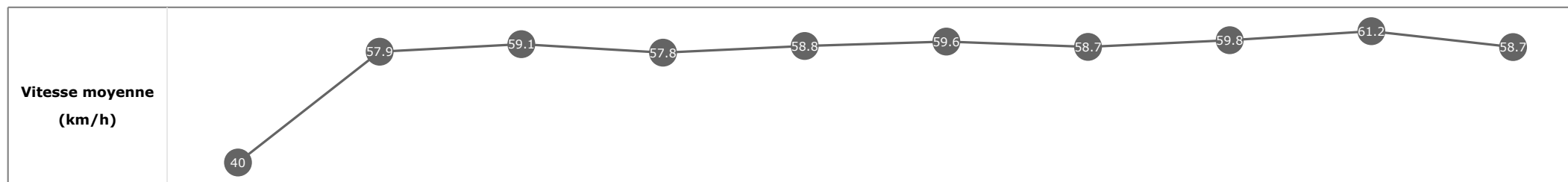


**Statistiques Tracking**  
**DEAUVILLE**  
**C4 - PRIX DES VILLEGIATURES - 1900m**  
**samedi 4 janvier 2020 - 13:18**

Cheval **TROPEZIENNE**  
 Jockey **Q. PERRETTE**  
 Rang d'arrivée **9**  
 Temps de parcours **01:59.08**  
 Tronçon le plus rapide **00:11.68** (tronçon 400m - 200m)  
 Vitesse maximale **64.62** (tronçon 400m - 200m)  
 Vitesse moyenne **57.6**

**Données de tracking**

Tronçons de 200m	DEP 1800m	1800m 1600m	1600m 1400m	1400m 1200m	1200m 1000m	1000m 800m	800m 600m	600m 400m	400m 200m	200m ARR
<b>Temps de parcours</b>	<b>00:09.09</b>	<b>00:21.58</b>	<b>00:33.81</b>	<b>00:46.24</b>	<b>00:58.46</b>	<b>01:10.55</b>	<b>01:22.90</b>	<b>01:35.10</b>	<b>01:46.79</b>	<b>01:59.08</b>
Temps du tronçon	00:09.14	00:12.48	00:12.23	00:12.43	00:12.22	00:12.08	00:12.35	00:12.20	00:11.68	00:12.29
<b>Vitesse moyenne</b>	40	57.9	59.1	57.8	58.8	59.6	58.7	59.8	61.2	58.7

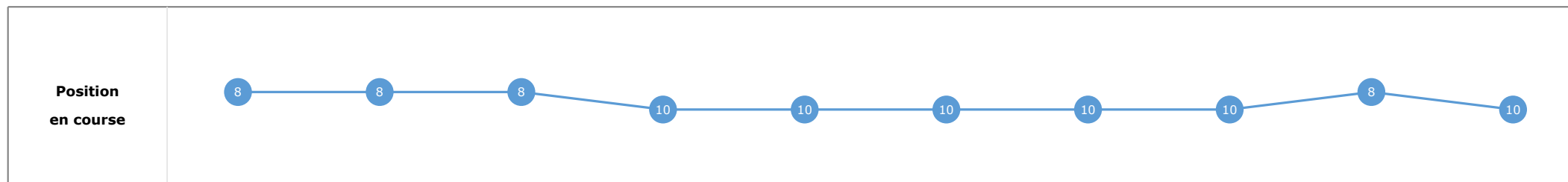
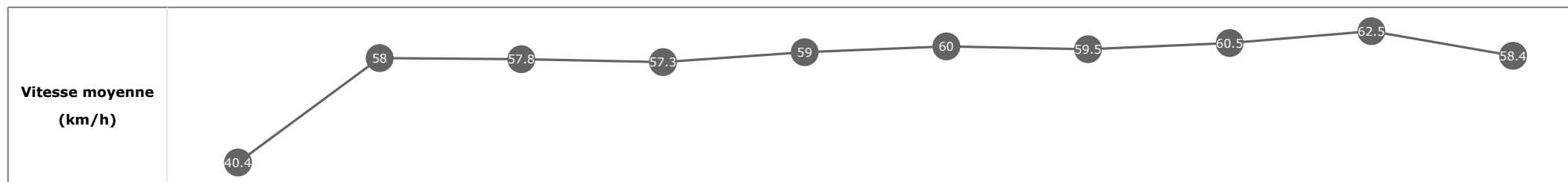


**Statistiques Tracking**  
**DEAUVILLE**  
**C4 - PRIX DES VILLEGIATURES - 1900m**  
**samedi 4 janvier 2020 - 13:18**

Cheval **MOCKLERSHILL**  
 Jockey **C. GROUSBOIS**  
 Rang d'arrivée **10**  
 Temps de parcours **01:59.19**  
 Tronçon le plus rapide **00:11.51** (tronçon 400m - 200m)  
 Vitesse maximale **65.48** (tronçon 400m - 200m)  
 Vitesse moyenne **57.8**

**Données de tracking**

Tronçons de 200m	DEP 1800m	1800m 1600m	1600m 1400m	1400m 1200m	1200m 1000m	1000m 800m	800m 600m	600m 400m	400m 200m	200m ARR
<b>Temps de parcours</b>	<b>00:09.11</b>	<b>00:21.59</b>	<b>00:34.08</b>	<b>00:46.66</b>	<b>00:58.91</b>	<b>01:10.88</b>	<b>01:23.21</b>	<b>01:35.41</b>	<b>01:46.92</b>	<b>01:59.19</b>
Temps du tronçon	00:09.16	00:12.47	00:12.48	00:12.58	00:12.25	00:11.96	00:12.33	00:12.19	00:11.51	00:12.26
<b>Vitesse moyenne</b>	40.4	58	57.8	57.3	59	60	59.5	60.5	62.5	58.4

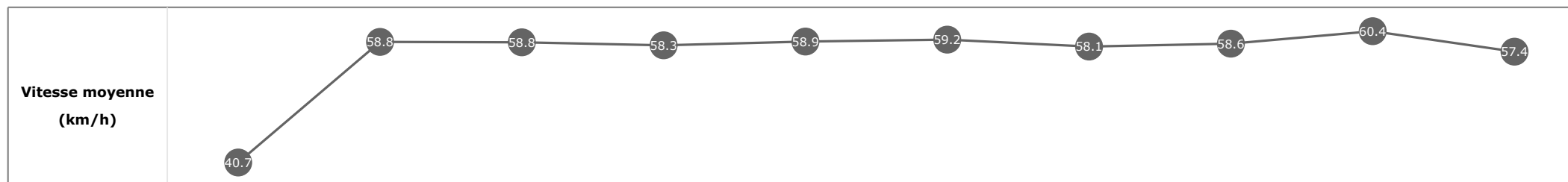


**Statistiques Tracking**  
**DEAUVILLE**  
**C4 - PRIX DES VILLEGIATURES - 1900m**  
**samedi 4 janvier 2020 - 13:18**

Cheval **EVOCATEUR**  
 Jockey V. CHEMINAUD  
 Rang d'arrivée **11**  
 Temps de parcours **01:59.38**  
 Tronçon le plus rapide **00:11.96** (tronçon 400m - 200m)  
 Vitesse maximale **65.30** (tronçon 1600m - 1400m)  
 Vitesse moyenne **57.4**

**Données de tracking**

Tronçons de 200m	DEP 1800m	1800m 1600m	1600m 1400m	1400m 1200m	1200m 1000m	1000m 800m	800m 600m	600m 400m	400m 200m	200m ARR
<b>Temps de parcours</b>	<b>00:09.02</b>	<b>00:21.24</b>	<b>00:33.46</b>	<b>00:45.78</b>	<b>00:58.00</b>	<b>01:10.17</b>	<b>01:22.61</b>	<b>01:34.94</b>	<b>01:46.91</b>	<b>01:59.38</b>
Temps du tronçon	00:09.07	00:12.21	00:12.22	00:12.32	00:12.21	00:12.17	00:12.44	00:12.32	00:11.96	00:12.47
<b>Vitesse moyenne</b>	40.7	58.8	58.8	58.3	58.9	59.2	58.1	58.6	60.4	57.4


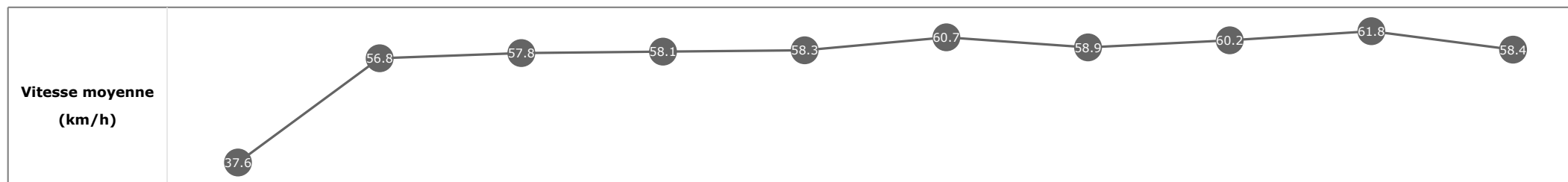


**Statistiques Tracking**  
**DEAUVILLE**  
**C4 - PRIX DES VILLEGIATURES - 1900m**  
**samedi 4 janvier 2020 - 13:18**

Cheval **HARK**  
 Jockey **E. ETIENNE**  
 Rang d'arrivée **12**  
 Temps de parcours **01:59.96**  
 Tronçon le plus rapide **00:11.67** (tronçon 400m - 200m)  
 Vitesse maximale **65.05** (tronçon 200m - ARR)  
 Vitesse moyenne **57.2**

**Données de tracking**

Tronçons de 200m	DEP 1800m	1800m 1600m	1600m 1400m	1400m 1200m	1200m 1000m	1000m 800m	800m 600m	600m 400m	400m 200m	200m ARR
<b>Temps de parcours</b>	<b>00:09.80</b>	<b>00:22.54</b>	<b>00:35.02</b>	<b>00:47.37</b>	<b>00:59.69</b>	<b>01:11.64</b>	<b>01:23.93</b>	<b>01:35.97</b>	<b>01:47.64</b>	<b>01:59.96</b>
Temps du tronçon	00:09.85	00:12.73	00:12.47	00:12.35	00:12.32	00:11.94	00:12.29	00:12.03	00:11.67	00:12.31
<b>Vitesse moyenne</b>	37.6	56.8	57.8	58.1	58.3	60.7	58.9	60.2	61.8	58.4

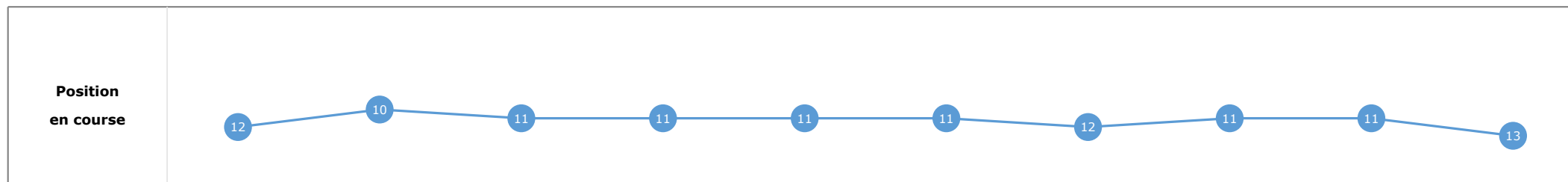
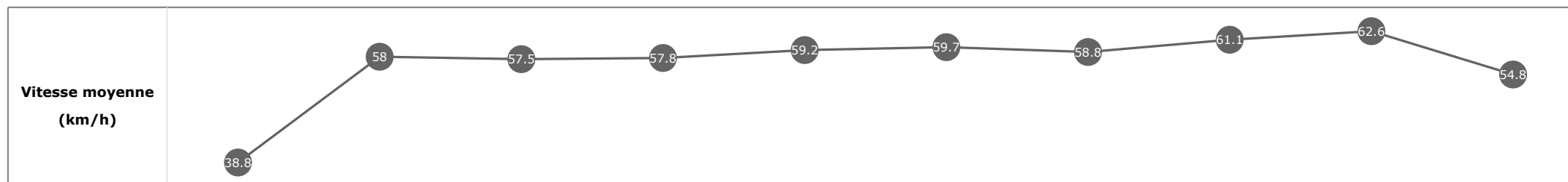


**Statistiques Tracking**  
**DEAUVILLE**  
**C4 - PRIX DES VILLEGIATURES - 1900m**  
**samedi 4 janvier 2020 - 13:18**

Cheval **PINOT GRIGIO**  
 Jockey **J. CABRE**  
 Rang d'arrivée **13**  
 Temps de parcours **02:00.24**  
 Tronçon le plus rapide **00:11.45** (tronçon 400m - 200m)  
 Vitesse maximale **65.52** (tronçon 400m - 200m)  
 Vitesse moyenne **57.2**

**Données de tracking**

Tronçons de 200m	DEP 1800m	1800m 1600m	1600m 1400m	1400m 1200m	1200m 1000m	1000m 800m	800m 600m	600m 400m	400m 200m	200m ARR
<b>Temps de parcours</b>	<b>00:09.38</b>	<b>00:21.88</b>	<b>00:34.44</b>	<b>00:46.87</b>	<b>00:59.10</b>	<b>01:11.13</b>	<b>01:23.52</b>	<b>01:35.61</b>	<b>01:47.07</b>	<b>02:00.24</b>
Temps du tronçon	00:09.43	00:12.49	00:12.56	00:12.43	00:12.23	00:12.02	00:12.39	00:12.09	00:11.45	00:13.17
<b>Vitesse moyenne</b>	38.8	58	57.5	57.8	59.2	59.7	58.8	61.1	62.6	54.8

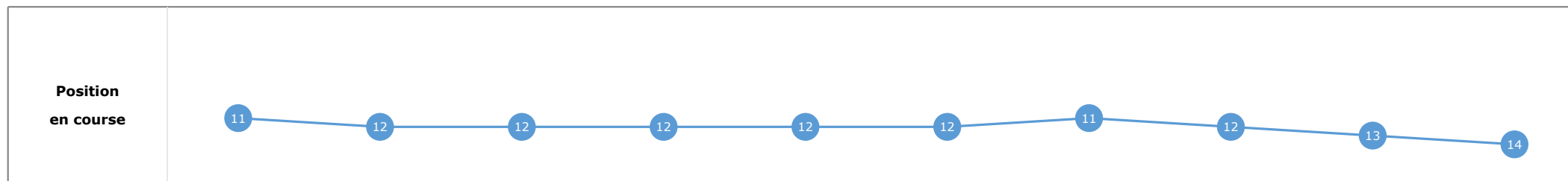
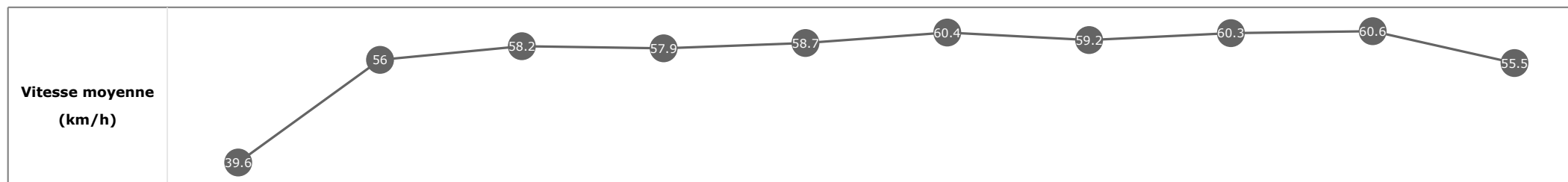


**Statistiques Tracking**  
**DEAUVILLE**  
**C4 - PRIX DES VILLEGIATURES - 1900m**  
**samedi 4 janvier 2020 - 13:18**

Cheval **ROSE IN MARCH**  
 Jockey **A. MASSIN**  
 Rang d'arrivée **14**  
 Temps de parcours **02:00.45**  
 Tronçon le plus rapide **00:11.84** (tronçon 400m - 200m)  
 Vitesse maximale **64.26** (tronçon 400m - 200m)  
 Vitesse moyenne **57**

**Données de tracking**

Tronçons de 200m	DEP 1800m	1800m 1600m	1600m 1400m	1400m 1200m	1200m 1000m	1000m 800m	800m 600m	600m 400m	400m 200m	200m ARR
<b>Temps de parcours</b>	<b>00:09.30</b>	<b>00:22.08</b>	<b>00:34.47</b>	<b>00:46.95</b>	<b>00:59.23</b>	<b>01:11.14</b>	<b>01:23.37</b>	<b>01:35.61</b>	<b>01:47.46</b>	<b>02:00.45</b>
Temps du tronçon	00:09.35	00:12.78	00:12.38	00:12.47	00:12.28	00:11.91	00:12.22	00:12.24	00:11.84	00:12.99
<b>Vitesse moyenne</b>	39.6	56	58.2	57.9	58.7	60.4	59.2	60.3	60.6	55.5


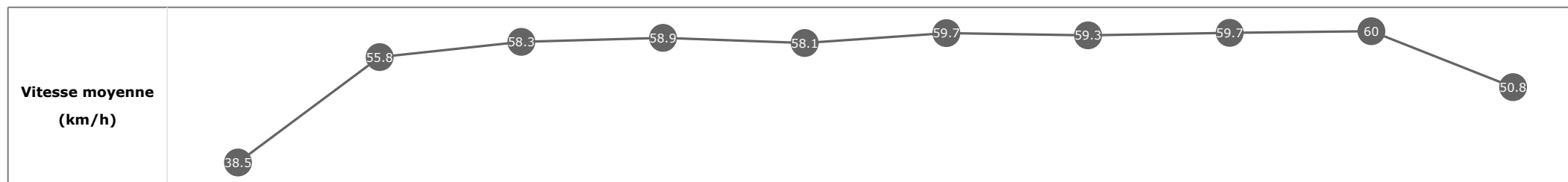


**Statistiques Tracking**  
**DEAUVILLE**  
**C4 - PRIX DES VILLEGIATURES - 1900m**  
**samedi 4 janvier 2020 - 13:18**

Cheval **PONT NEUILLY**  
 Jockey **B. FLANDRIN**  
 Rang d'arrivée **15**  
 Temps de parcours **02:02.02**  
 Tronçon le plus rapide **00:12.10** (tronçon 400m - 200m)  
 Vitesse maximale **68.26** (tronçon 200m - ARR)  
 Vitesse moyenne **56.2**

**Données de tracking**

Tronçons de 200m	DEP 1800m	1800m 1600m	1600m 1400m	1400m 1200m	1200m 1000m	1000m 800m	800m 600m	600m 400m	400m 200m	200m ARR
<b>Temps de parcours</b>	<b>00:09.52</b>	<b>00:22.39</b>	<b>00:34.77</b>	<b>00:47.04</b>	<b>00:59.39</b>	<b>01:11.51</b>	<b>01:23.63</b>	<b>01:35.79</b>	<b>01:47.90</b>	<b>02:02.02</b>
Temps du tronçon	00:09.57	00:12.86	00:12.38	00:12.26	00:12.35	00:12.12	00:12.11	00:12.15	00:12.10	00:14.12
<b>Vitesse moyenne</b>	38.5	55.8	58.3	58.9	58.1	59.7	59.3	59.7	60	50.8





**Statistiques Tracking**  
**DEAUVILLE**  
**C4 - PRIX DES VILLEGIATURES - 1900m**  
**samedi 4 janvier 2020 - 13:18**

Cheval **FIDELIO**  
 Jockey L. BOISSEAU  
 Rang d'arrivée **16**  
 Temps de parcours **00:00.00**  
 Tronçon le plus rapide  
 Vitesse maximale  
 Vitesse moyenne

**Données de tracking**

Tronçons de 200m	0m	0m	0m	0m	0m	0m	0m	0m	0m	0m	0m
	ARR	ARR	ARR	ARR	ARR	ARR	ARR	ARR	ARR	ARR	ARR
<b>Temps de parcours</b>											
Temps du tronçon											
<b>Vitesse moyenne</b>											

<b>Vitesse moyenne (km/h)</b>	
-------------------------------	--

<b>Position en course</b>	
---------------------------	--