

Statistiques Tracking
DEAUVILLE
C8 - PRIX DES COTTAGES - 1900m
samedi 4 janvier 2020 - 15:36


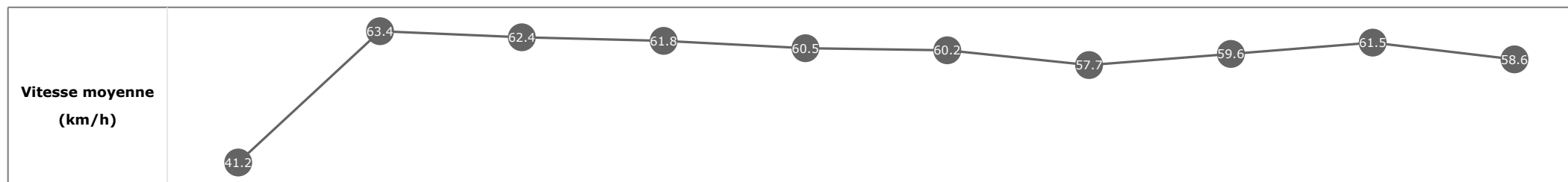
Partant (corde)	Cheval	Arrivée officielle	Tronçons de 200m Temps passage en tête Durée du tronçon		DEP - 1000m	1000m - 800m	800m - 600m	600m - 400m	400m - 200m	200m - ARR	Temps officiel	Derniers 600m	Parcouru vs. 1er
			T1	T2	T3	T4	T5	T6					
8 (5)	ROYAL VATI V. CHEMINAUD	1	66.28 T1	00:11.33 T1	00:55.38 00:55.38	2 01:07.36 00:11.98	2 01:19.91 00:12.55	2 01:32.25 00:12.33	1 01:43.96 00:11.71	1 01:56.21 00:12.24	1'56"17	00:36.29	
16 (13)	GILOULOU R. JUTEAU	2	65.77 T4	00:11.27 T5	00:57.08 00:57.08	8 01:09.25 00:12.16	7 01:21.43 00:12.18	8 01:33.17 00:11.73	5 01:44.44 00:11.27	5 01:56.29 00:11.85	1'56"25	00:34.85	-0.24
3 (10)	FORBIDDEN CITY PC. BOUDOT	3	67.54 T5	00:11.28 T5	00:56.97 00:56.97	7 01:09.25 00:12.27	8 01:21.58 00:12.32	6 01:33.08 00:11.50	4 01:44.36 00:11.28	4 01:56.47 00:12.11	1'56"43	00:34.89	-3.35
11 (11)	THINDY A. MASSIN	4	65.81 T1	00:11.33 T1	00:55.15 00:55.15	1 01:07.12 00:11.97	1 01:19.67 00:12.54	1 01:32.14 00:12.47	2 01:44.17 00:12.02	2 01:56.53 00:12.36	1'56"45	00:36.85	-0.84
9 (7)	ONCLE FERNAND J. CABRE	5	64.40 T4	00:11.59 T5	00:56.44 00:56.44	4 01:08.84 00:12.40	4 01:21.08 00:12.24	3 01:32.76 00:11.67	3 01:44.35 00:11.59	3 01:56.53 00:12.18	1'56"47	00:35.45	-3.45
13 (8)	LINDA'S CAP W. SARAIVA	6	64.62 T5	00:11.49 T5	00:56.72 00:56.72	5 01:09.07 00:12.34	6 01:21.37 00:12.29	5 01:33.00 00:11.63	6 01:44.49 00:11.49	6 01:56.55 00:12.06	1'56"50	00:35.18	-3.24
15 (2)	DIAMANTFEE A. HAMELIN	7	66.10 T4	00:11.16 T5	00:57.56 00:57.56	11 01:09.64 00:12.07	12 01:22.03 00:12.39	12 01:33.72 00:11.68	11 01:44.88 00:11.16	11 01:56.65 00:11.77	1'56"60	00:34.62	-2.06
2 (3)	GREAT DREAM A. BARON	8	66.71 T5	00:11.09 T5	00:57.73 00:57.73	13 01:10.09 00:12.35	14 01:22.18 00:12.09	13 01:33.83 00:11.65	12 01:44.93 00:11.09	12 01:56.64 00:11.71	1'56"60	00:34.45	-1.51
1 (1)	TENUE DE SOIREE E. HARDOUIN	9	66.89 T4	00:11.35 T5	00:57.24 00:57.24	9 01:09.44 00:12.20	10 01:21.83 00:12.38	9 01:33.26 00:11.43	7 01:44.61 00:11.35	7 01:56.89 00:12.27	1'56"79	00:35.06	-2.60
6 (12)	SAMASTHITI A. COUTIER	10	63.32 T4	00:11.70 T5	00:56.87 00:56.87	6 01:09.01 00:12.14	5 01:21.22 00:12.21	7 01:33.11 00:11.88	9 01:44.81 00:11.70	9 01:56.94 00:12.12	1'56"88	00:35.71	-1.74
14 (16)	DALSTAR G. BENOIST	11	66.06 T5	00:11.14 T5	00:57.86 00:57.86	14 01:09.95 00:12.09	13 01:22.33 00:12.38	15 01:33.97 00:11.64	14 01:45.12 00:11.14	14 01:57.00 00:11.88	1'56"94	00:34.67	-1.48
7 (4)	KENFAY T. THULLIEZ	12	65.45 T1	00:11.41 T5	00:57.39 00:57.39	10 01:09.60 00:12.20	10 01:21.68 00:12.08	9 01:33.40 00:11.72	10 01:44.82 00:11.41	10 01:57.17 00:12.34	1'57"14	00:35.48	-1.37
10 (9)	ZAWADI A. VAN DEN TROOST	13	65.05 T5	00:11.27 T5	00:58.02 00:58.02	15 01:10.22 00:12.19	15 01:22.30 00:12.08	14 01:34.14 00:11.84	15 01:45.42 00:11.27	15 01:57.26 00:11.84	1'57"18	00:34.96	1.53
4 (6)	COPPER BAKED S. MAILLOT	14	65.30 T4	00:11.37 T5	00:57.57 00:57.57	12 01:09.79 00:12.21	12 01:21.89 00:12.10	11 01:33.64 00:11.75	13 01:45.02 00:11.37	13 01:57.33 00:12.31	1'57"25	00:35.44	-0.67
12 (15)	PIKES PEAK M. GUYON	15	65.34 T1	00:11.58 T1	00:56.23 00:56.23	3 01:08.61 00:12.37	3 01:20.93 00:12.32	4 01:32.88 00:11.94	8 01:44.62 00:11.74	8 01:57.60 00:12.98	1'57"51	00:36.66	-2.66
5 (14)	AYGUEMORTE J. MONTEIRO	16	67.86 T3	00:11.51 T5	00:58.18 00:58.18	16 01:10.37 00:12.19	16 01:22.45 00:12.08	16 01:34.40 00:11.94	16 01:45.92 00:11.51	16 01:58.47 00:12.55	1'58"48	00:36.01	-1.51

Statistiques Tracking
DEAUVILLE
C8 - PRIX DES COTTAGES - 1900m
samedi 4 janvier 2020 - 15:36

Cheval **ROYAL VATI**
 Jockey **V. CHEMINAUD**
 Rang d'arrivée **1**
 Temps de parcours **01:56.21**
 Tronçon le plus rapide **00:11.33** (tronçon 1800m - 1600m)
 Vitesse maximale **66.28** (tronçon 1800m - 1600m)
 Vitesse moyenne **59.1**

Données de tracking

Tronçons de 200m	DEP 1800m	1800m 1600m	1600m 1400m	1400m 1200m	1200m 1000m	1000m 800m	800m 600m	600m 400m	400m 200m	200m ARR
Temps de parcours	00:08.88	00:20.22	00:31.85	00:43.48	00:55.38	01:07.36	01:19.91	01:32.25	01:43.96	01:56.21
Temps du tronçon	00:08.93	00:11.33	00:11.62	00:11.63	00:11.90	00:11.98	00:12.55	00:12.33	00:11.71	00:12.24
Vitesse moyenne	41.2	63.4	62.4	61.8	60.5	60.2	57.7	59.6	61.5	58.6


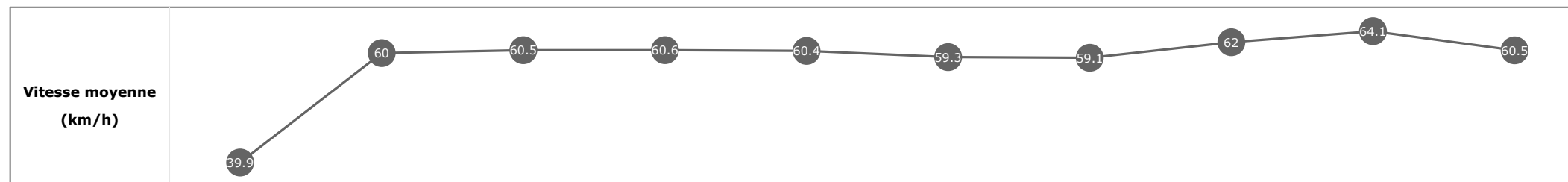


Statistiques Tracking
DEAUVILLE
C8 - PRIX DES COTTAGES - 1900m
samedi 4 janvier 2020 - 15:36

Cheval **GILOULOU**
 Jockey R. JUTEAU
 Rang d'arrivée **2**
 Temps de parcours **01:56.29**
 Tronçon le plus rapide **00:11.27** (tronçon 400m - 200m)
 Vitesse maximale **65.77** (tronçon 600m - 400m)
 Vitesse moyenne **59.1**

Données de tracking

Tronçons de 200m	DEP 1800m	1800m 1600m	1600m 1400m	1400m 1200m	1200m 1000m	1000m 800m	800m 600m	600m 400m	400m 200m	200m ARR
Temps de parcours	00:09.24	00:21.29	00:33.27	00:45.12	00:57.08	01:09.25	01:21.43	01:33.17	01:44.44	01:56.29
Temps du tronçon	00:09.29	00:12.04	00:11.98	00:11.85	00:11.95	00:12.16	00:12.18	00:11.73	00:11.27	00:11.85
Vitesse moyenne	39.9	60	60.5	60.6	60.4	59.3	59.1	62	64.1	60.5

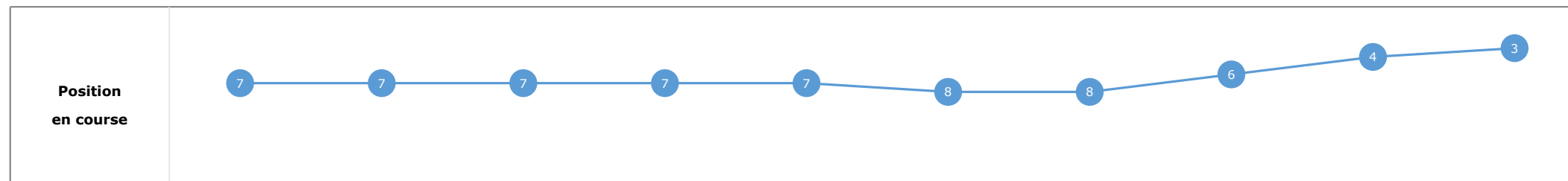
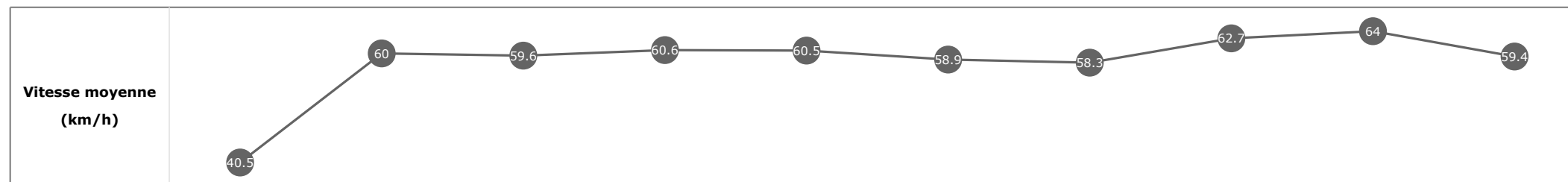


Statistiques Tracking
DEAUVILLE
C8 - PRIX DES COTTAGES - 1900m
samedi 4 janvier 2020 - 15:36

Cheval **FORBIDDEN CITY**
 Jockey **PC. BOUDOT**
 Rang d'arrivée **3**
 Temps de parcours **01:56.47**
 Tronçon le plus rapide **00:11.28** (tronçon 400m - 200m)
 Vitesse maximale **67.54** (tronçon 400m - 200m)
 Vitesse moyenne **58.9**

Données de tracking

Tronçons de 200m	DEP 1800m	1800m 1600m	1600m 1400m	1400m 1200m	1200m 1000m	1000m 800m	800m 600m	600m 400m	400m 200m	200m ARR
Temps de parcours	00:09.06	00:21.13	00:33.18	00:45.02	00:56.97	01:09.25	01:21.58	01:33.08	01:44.36	01:56.47
Temps du tronçon	00:09.11	00:12.06	00:12.04	00:11.84	00:11.95	00:12.27	00:12.32	00:11.50	00:11.28	00:12.11
Vitesse moyenne	40.5	60	59.6	60.6	60.5	58.9	58.3	62.7	64	59.4


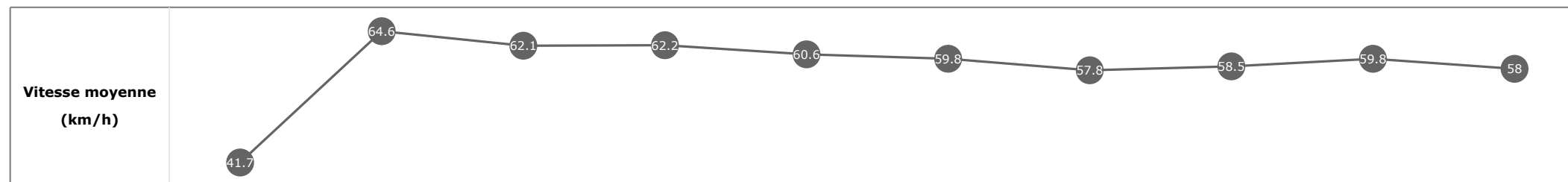


Statistiques Tracking
DEAUVILLE
C8 - PRIX DES COTTAGES - 1900m
samedi 4 janvier 2020 - 15:36

Cheval **THINDY**
 Jockey **A. MASSIN**
 Rang d'arrivée **4**
 Temps de parcours **01:56.53**
 Tronçon le plus rapide **00:11.33** (tronçon 1800m - 1600m)
 Vitesse maximale **65.81** (tronçon 1800m - 1600m)
 Vitesse moyenne **58.9**

Données de tracking

Tronçons de 200m	DEP 1800m	1800m 1600m	1600m 1400m	1400m 1200m	1200m 1000m	1000m 800m	800m 600m	600m 400m	400m 200m	200m ARR
Temps de parcours	00:08.72	00:20.06	00:31.61	00:43.26	00:55.15	01:07.12	01:19.67	01:32.14	01:44.17	01:56.53
Temps du tronçon	00:08.77	00:11.33	00:11.55	00:11.64	00:11.89	00:11.97	00:12.54	00:12.47	00:12.02	00:12.36
Vitesse moyenne	41.7	64.6	62.1	62.2	60.6	59.8	57.8	58.5	59.8	58

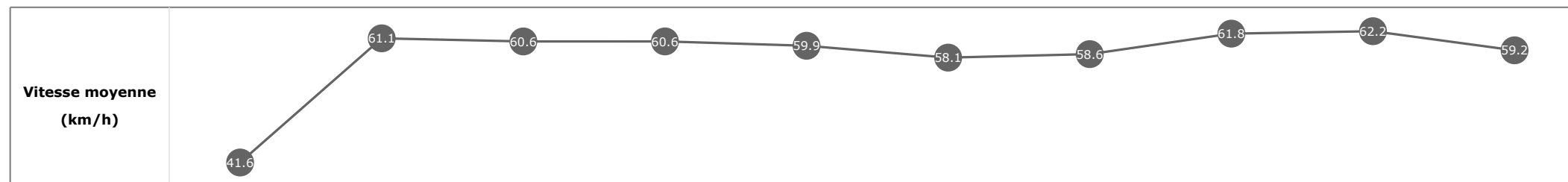


Statistiques Tracking
DEAUVILLE
C8 - PRIX DES COTTAGES - 1900m
samedi 4 janvier 2020 - 15:36

Cheval **ONCLE FERNAND**
 Jockey J. CABRE
 Rang d'arrivée **5**
 Temps de parcours **01:56.53**
 Tronçon le plus rapide **00:11.59** (tronçon 400m - 200m)
 Vitesse maximale **64.40** (tronçon 600m - 400m)
 Vitesse moyenne **58.8**

Données de tracking

Tronçons de 200m	DEP 1800m	1800m 1600m	1600m 1400m	1400m 1200m	1200m 1000m	1000m 800m	800m 600m	600m 400m	400m 200m	200m ARR
Temps de parcours	00:08.84	00:20.59	00:32.54	00:44.33	00:56.44	01:08.84	01:21.08	01:32.76	01:44.35	01:56.53
Temps du tronçon	00:08.89	00:11.75	00:11.94	00:11.79	00:12.10	00:12.40	00:12.24	00:11.67	00:11.59	00:12.18
Vitesse moyenne	41.6	61.1	60.6	60.6	59.9	58.1	58.6	61.8	62.2	59.2

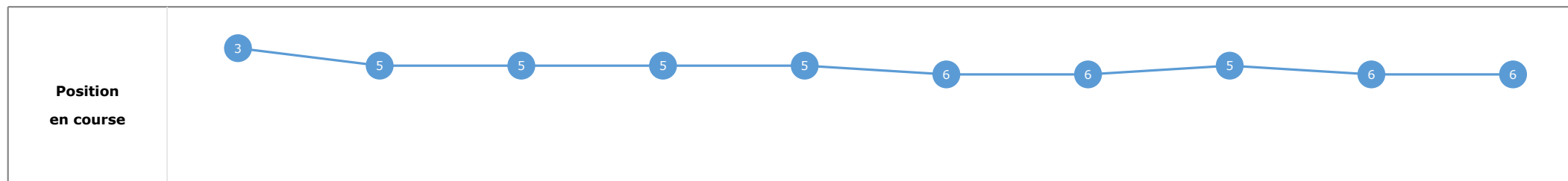
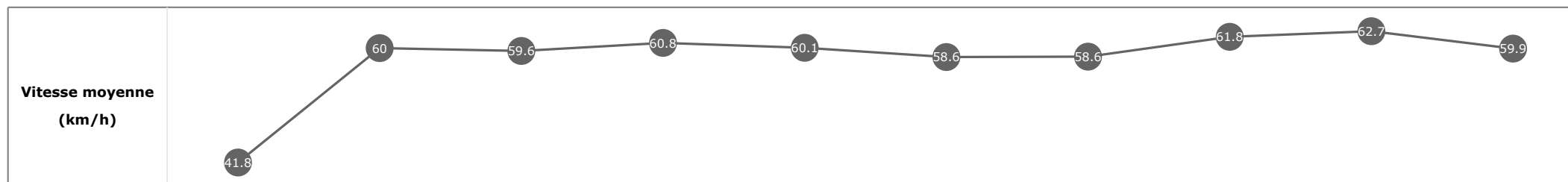


Statistiques Tracking
DEAUVILLE
C8 - PRIX DES COTTAGES - 1900m
samedi 4 janvier 2020 - 15:36

Cheval **LINDA'S CAP**
 Jockey **W. SARAIVA**
 Rang d'arrivée **6**
 Temps de parcours **01:56.55**
 Tronçon le plus rapide **00:11.49** (tronçon 400m - 200m)
 Vitesse maximale **64.62** (tronçon 400m - 200m)
 Vitesse moyenne **58.8**

Données de tracking

Tronçons de 200m	DEP 1800m	1800m 1600m	1600m 1400m	1400m 1200m	1200m 1000m	1000m 800m	800m 600m	600m 400m	400m 200m	200m ARR
Temps de parcours	00:08.83	00:20.86	00:32.90	00:44.72	00:56.72	01:09.07	01:21.37	01:33.00	01:44.49	01:56.55
Temps du tronçon	00:08.88	00:12.02	00:12.04	00:11.82	00:11.99	00:12.34	00:12.29	00:11.63	00:11.49	00:12.06
Vitesse moyenne	41.8	60	59.6	60.8	60.1	58.6	58.6	61.8	62.7	59.9

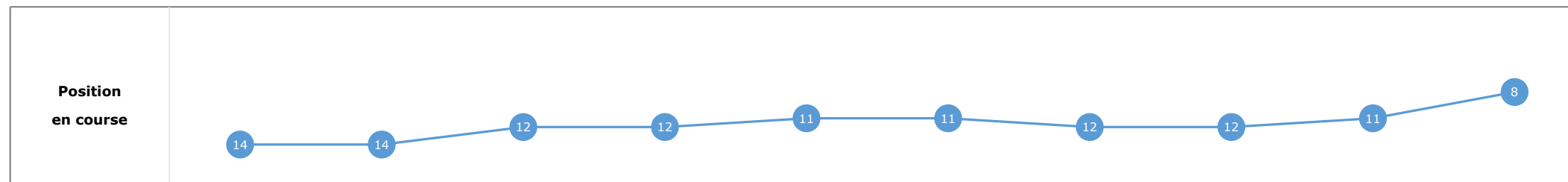
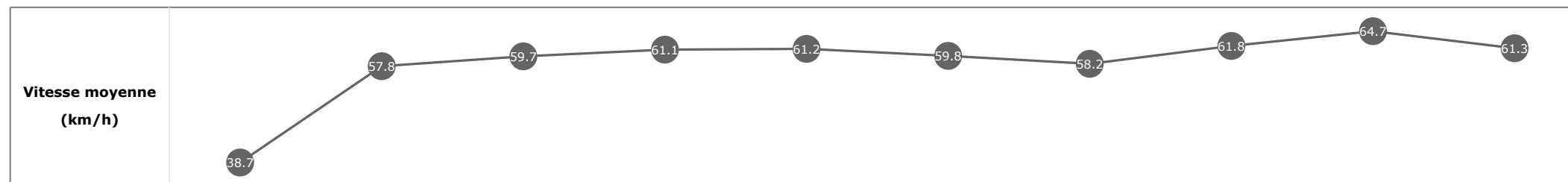


Statistiques Tracking
DEAUVILLE
C8 - PRIX DES COTTAGES - 1900m
samedi 4 janvier 2020 - 15:36

Cheval **DIAMANTFEE**
 Jockey **A. HAMELIN**
 Rang d'arrivée **7**
 Temps de parcours **01:56.65**
 Tronçon le plus rapide **00:11.16** (tronçon 400m - 200m)
 Vitesse maximale **66.10** (tronçon 600m - 400m)
 Vitesse moyenne **58.8**

Données de tracking

Tronçons de 200m	DEP 1800m	1800m 1600m	1600m 1400m	1400m 1200m	1200m 1000m	1000m 800m	800m 600m	600m 400m	400m 200m	200m ARR
Temps de parcours	00:09.41	00:21.89	00:34.03	00:45.78	00:57.56	01:09.64	01:22.03	01:33.72	01:44.88	01:56.65
Temps du tronçon	00:09.46	00:12.48	00:12.13	00:11.74	00:11.78	00:12.07	00:12.39	00:11.68	00:11.16	00:11.77
Vitesse moyenne	38.7	57.8	59.7	61.1	61.2	59.8	58.2	61.8	64.7	61.3

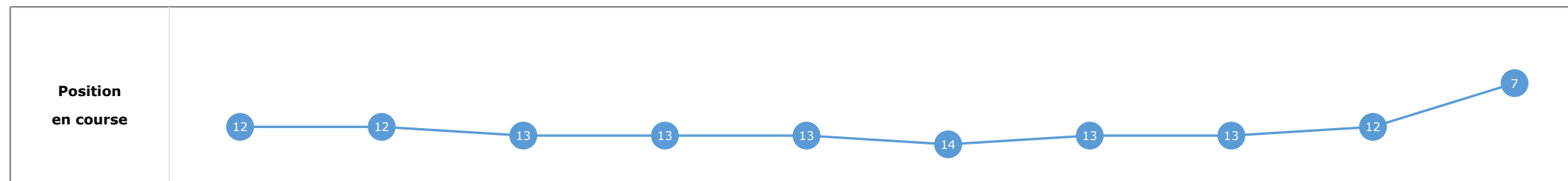
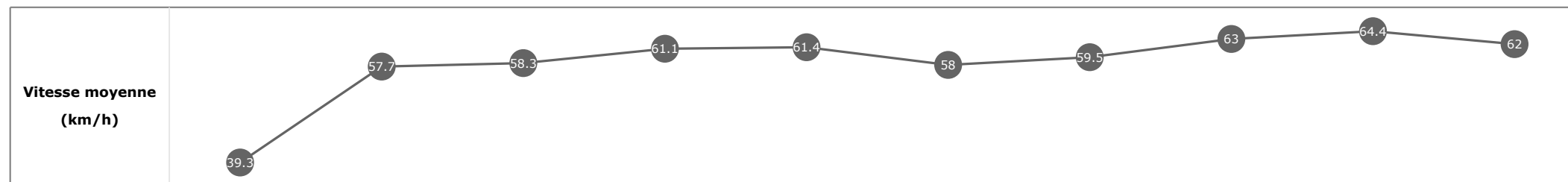


Statistiques Tracking
DEAUVILLE
C8 - PRIX DES COTTAGES - 1900m
samedi 4 janvier 2020 - 15:36

Cheval **GREAT DREAM**
 Jockey A. BARON
 Rang d'arrivée **8**
 Temps de parcours **01:56.64**
 Tronçon le plus rapide **00:11.09** (tronçon 400m - 200m)
 Vitesse maximale **66.71** (tronçon 400m - 200m)
 Vitesse moyenne **58.8**

Données de tracking

Tronçons de 200m	DEP 1800m	1800m 1600m	1600m 1400m	1400m 1200m	1200m 1000m	1000m 800m	800m 600m	600m 400m	400m 200m	200m ARR
Temps de parcours	00:09.29	00:21.79	00:34.12	00:45.92	00:57.73	01:10.09	01:22.18	01:33.83	01:44.93	01:56.64
Temps du tronçon	00:09.34	00:12.49	00:12.33	00:11.79	00:11.81	00:12.35	00:12.09	00:11.65	00:11.09	00:11.71
Vitesse moyenne	39.3	57.7	58.3	61.1	61.4	58	59.5	63	64.4	62

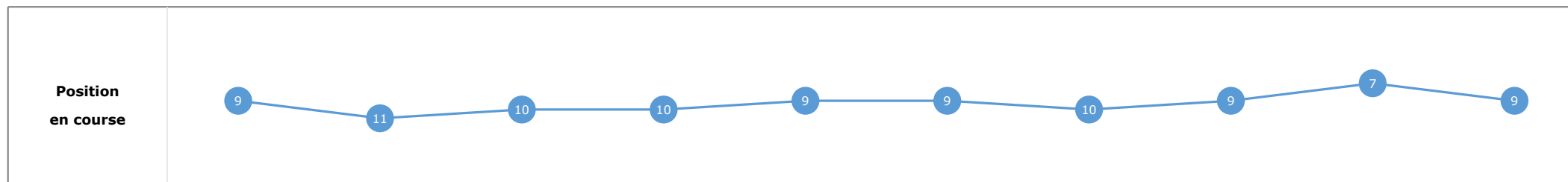
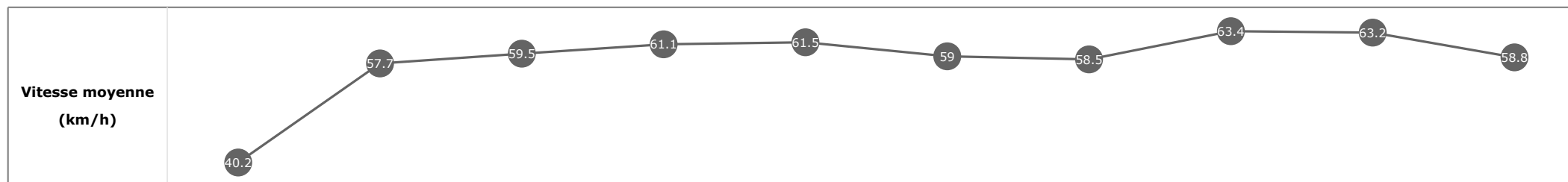


Statistiques Tracking
DEAUVILLE
C8 - PRIX DES COTTAGES - 1900m
samedi 4 janvier 2020 - 15:36

Cheval **TENUE DE SOIREE**
 Jockey **E. HARDOUIN**
 Rang d'arrivée **9**
 Temps de parcours **01:56.89**
 Tronçon le plus rapide **00:11.35** (tronçon 400m - 200m)
 Vitesse maximale **66.89** (tronçon 600m - 400m)
 Vitesse moyenne **58.7**

Données de tracking

Tronçons de 200m	DEP 1800m	1800m 1600m	1600m 1400m	1400m 1200m	1200m 1000m	1000m 800m	800m 600m	600m 400m	400m 200m	200m ARR
Temps de parcours	00:09.14	00:21.63	00:33.74	00:45.48	00:57.24	01:09.44	01:21.83	01:33.26	01:44.61	01:56.89
Temps du tronçon	00:09.19	00:12.49	00:12.10	00:11.74	00:11.75	00:12.20	00:12.38	00:11.43	00:11.35	00:12.27
Vitesse moyenne	40.2	57.7	59.5	61.1	61.5	59	58.5	63.4	63.2	58.8

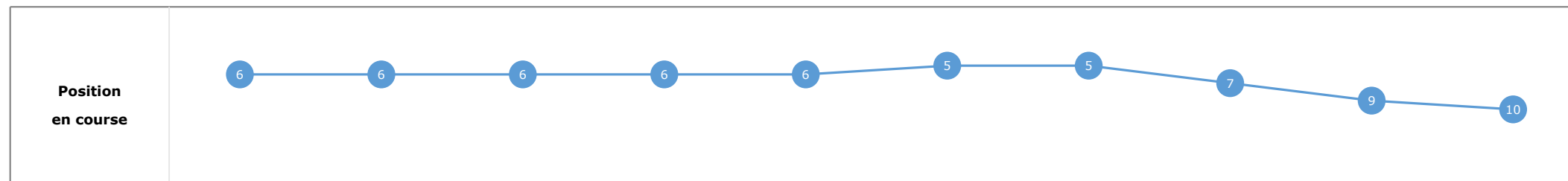
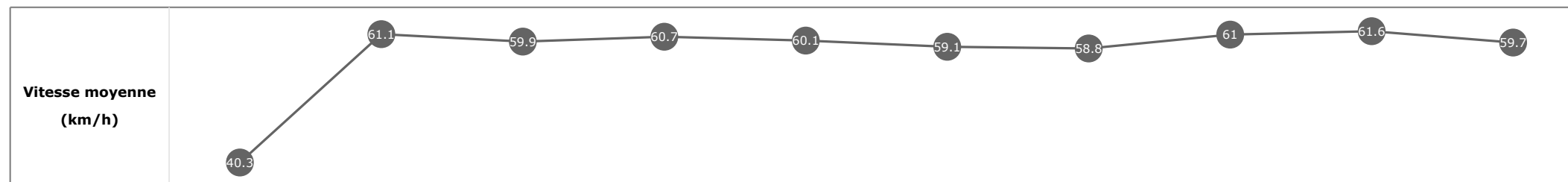


Statistiques Tracking
DEAUVILLE
C8 - PRIX DES COTTAGES - 1900m
samedi 4 janvier 2020 - 15:36

Cheval **SAMASTHITI**
 Jockey **A. COUTIER**
 Rang d'arrivée **10**
 Temps de parcours **01:56.94**
 Tronçon le plus rapide **00:11.70** (tronçon 400m - 200m)
 Vitesse maximale **63.32** (tronçon 600m - 400m)
 Vitesse moyenne **58.7**

Données de tracking

Tronçons de 200m	DEP 1800m	1800m 1600m	1600m 1400m	1400m 1200m	1200m 1000m	1000m 800m	800m 600m	600m 400m	400m 200m	200m ARR
Temps de parcours	00:09.02	00:20.96	00:33.04	00:44.87	00:56.87	01:09.01	01:21.22	01:33.11	01:44.81	01:56.94
Temps du tronçon	00:09.07	00:11.93	00:12.07	00:11.83	00:11.99	00:12.14	00:12.21	00:11.88	00:11.70	00:12.12
Vitesse moyenne	40.3	61.1	59.9	60.7	60.1	59.1	58.8	61	61.6	59.7

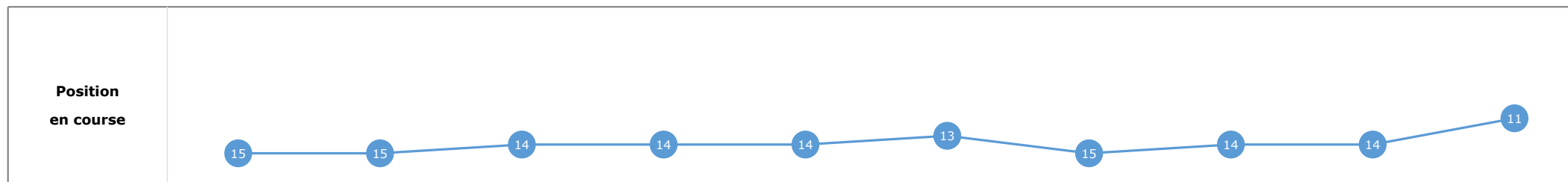
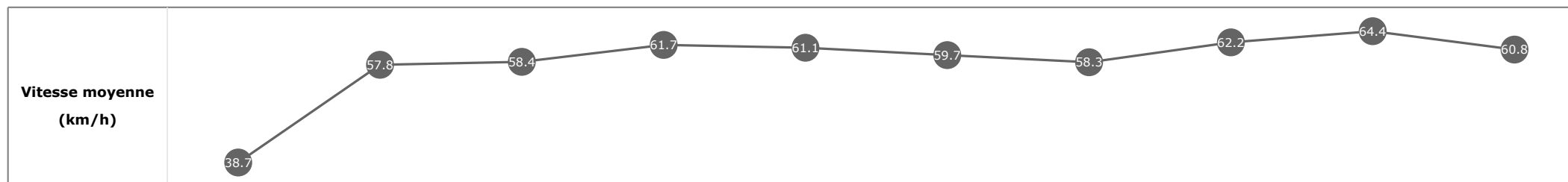


Statistiques Tracking
DEAUVILLE
C8 - PRIX DES COTTAGES - 1900m
samedi 4 janvier 2020 - 15:36

Cheval **DALSTAR**
 Jockey **G. BENOIST**
 Rang d'arrivée **11**
 Temps de parcours **01:57.00**
 Tronçon le plus rapide **00:11.14** (tronçon 400m - 200m)
 Vitesse maximale **66.06** (tronçon 400m - 200m)
 Vitesse moyenne **58.7**

Données de tracking

Tronçons de 200m	DEP 1800m	1800m 1600m	1600m 1400m	1400m 1200m	1200m 1000m	1000m 800m	800m 600m	600m 400m	400m 200m	200m ARR
Temps de parcours	00:09.42	00:22.05	00:34.32	00:46.07	00:57.86	01:09.95	01:22.33	01:33.97	01:45.12	01:57.00
Temps du tronçon	00:09.46	00:12.63	00:12.27	00:11.74	00:11.79	00:12.09	00:12.38	00:11.64	00:11.14	00:11.88
Vitesse moyenne	38.7	57.8	58.4	61.7	61.1	59.7	58.3	62.2	64.4	60.8

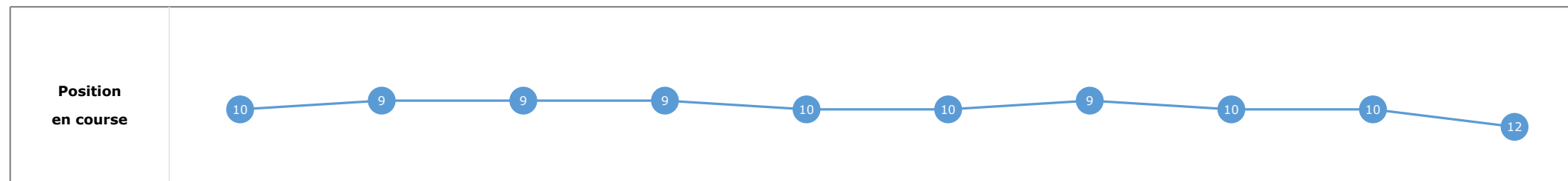
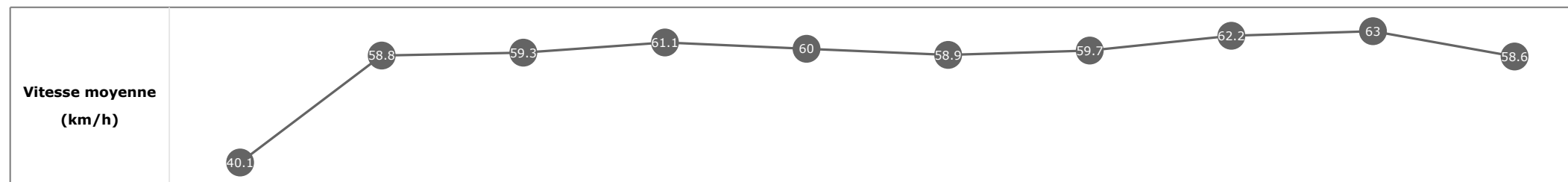


Statistiques Tracking DEAUVILLE C8 - PRIX DES COTTAGES - 1900m samedi 4 janvier 2020 - 15:36

Cheval **KENFAY**
 Jockey **T. THULLIEZ**
 Rang d'arrivée **12**
 Temps de parcours **01:57.17**
 Tronçon le plus rapide **00:11.41** (tronçon 400m - 200m)
 Vitesse maximale **65.45** (tronçon 1200m - 1000m)
 Vitesse moyenne **58.6**

Données de tracking

Tronçons de 200m	DEP 1800m	1800m 1600m	1600m 1400m	1400m 1200m	1200m 1000m	1000m 800m	800m 600m	600m 400m	400m 200m	200m ARR
Temps de parcours	00:09.16	00:21.40	00:33.59	00:45.40	00:57.39	01:09.60	01:21.68	01:33.40	01:44.82	01:57.17
Temps du tronçon	00:09.21	00:12.24	00:12.19	00:11.80	00:11.99	00:12.20	00:12.08	00:11.72	00:11.41	00:12.34
Vitesse moyenne	40.1	58.8	59.3	61.1	60	58.9	59.7	62.2	63	58.6


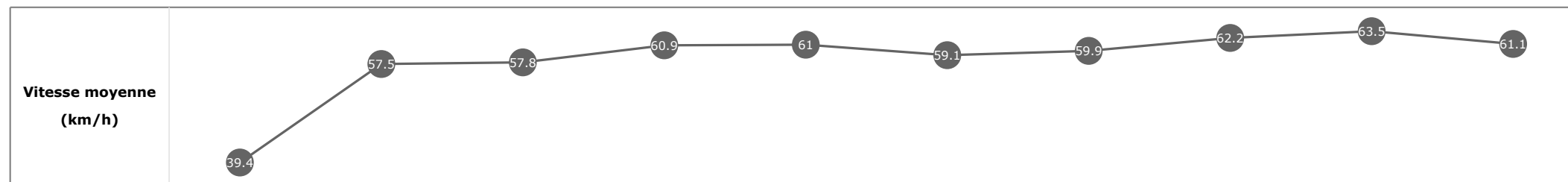


Statistiques Tracking
DEAUVILLE
C8 - PRIX DES COTTAGES - 1900m
samedi 4 janvier 2020 - 15:36

Cheval **ZAWADI**
 Jockey **A. VAN DEN TROOST**
 Rang d'arrivée **13**
 Temps de parcours **01:57.26**
 Tronçon le plus rapide **00:11.27** (tronçon 400m - 200m)
 Vitesse maximale **65.05** (tronçon 400m - 200m)
 Vitesse moyenne **58.6**

Données de tracking

Tronçons de 200m	DEP 1800m	1800m 1600m	1600m 1400m	1400m 1200m	1200m 1000m	1000m 800m	800m 600m	600m 400m	400m 200m	200m ARR
Temps de parcours	00:09.34	00:21.89	00:34.40	00:46.22	00:58.02	01:10.22	01:22.30	01:34.14	01:45.42	01:57.26
Temps du tronçon	00:09.39	00:12.54	00:12.51	00:11.81	00:11.80	00:12.19	00:12.08	00:11.84	00:11.27	00:11.84
Vitesse moyenne	39.4	57.5	57.8	60.9	61	59.1	59.9	62.2	63.5	61.1

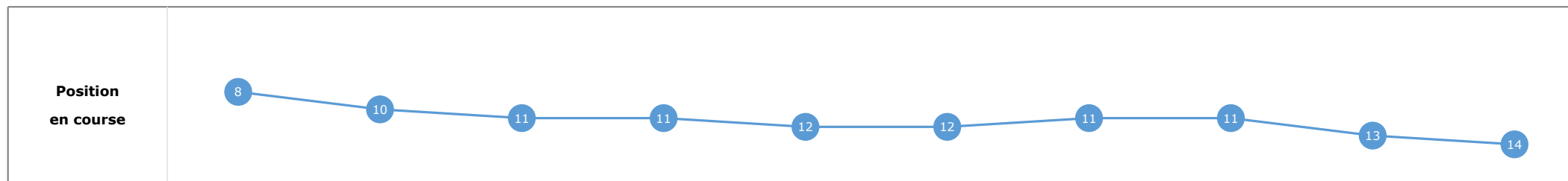
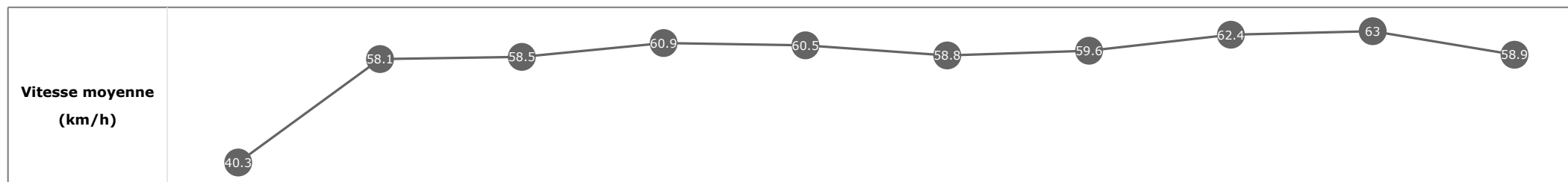


Statistiques Tracking
DEAUVILLE
C8 - PRIX DES COTTAGES - 1900m
samedi 4 janvier 2020 - 15:36

Cheval **COPPER BAKED**
 Jockey **S. MAILLOT**
 Rang d'arrivée **14**
 Temps de parcours **01:57.33**
 Tronçon le plus rapide **00:11.37** (tronçon 400m - 200m)
 Vitesse maximale **65.30** (tronçon 600m - 400m)
 Vitesse moyenne **58.5**

Données de tracking

Tronçons de 200m	DEP 1800m	1800m 1600m	1600m 1400m	1400m 1200m	1200m 1000m	1000m 800m	800m 600m	600m 400m	400m 200m	200m ARR
Temps de parcours	00:09.08	00:21.55	00:33.86	00:45.63	00:57.57	01:09.79	01:21.89	01:33.64	01:45.02	01:57.33
Temps du tronçon	00:09.13	00:12.47	00:12.31	00:11.76	00:11.94	00:12.21	00:12.10	00:11.75	00:11.37	00:12.31
Vitesse moyenne	40.3	58.1	58.5	60.9	60.5	58.8	59.6	62.4	63	58.9


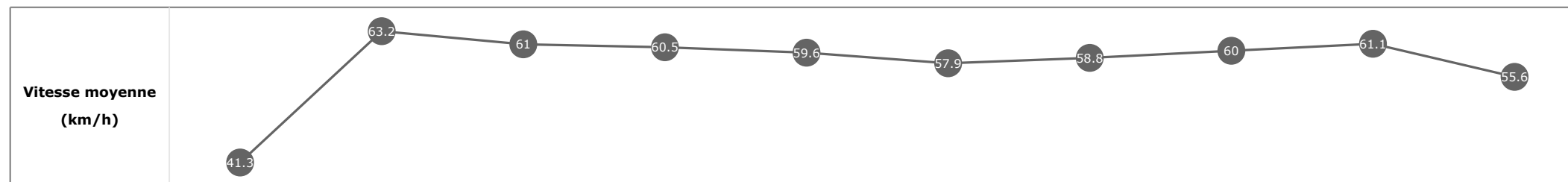


Statistiques Tracking
DEAUVILLE
C8 - PRIX DES COTTAGES - 1900m
samedi 4 janvier 2020 - 15:36

Cheval **PIKES PEAK**
 Jockey **M. GUYON**
 Rang d'arrivée **15**
 Temps de parcours **01:57.60**
 Tronçon le plus rapide **00:11.58** (tronçon 1800m - 1600m)
 Vitesse maximale **65.34** (tronçon 1800m - 1600m)
 Vitesse moyenne **58.3**

Données de tracking

Tronçons de 200m	DEP 1800m	1800m 1600m	1600m 1400m	1400m 1200m	1200m 1000m	1000m 800m	800m 600m	600m 400m	400m 200m	200m ARR
Temps de parcours	00:08.81	00:20.39	00:32.25	00:44.10	00:56.23	01:08.61	01:20.93	01:32.88	01:44.62	01:57.60
Temps du tronçon	00:08.86	00:11.58	00:11.85	00:11.85	00:12.13	00:12.37	00:12.32	00:11.94	00:11.74	00:12.98
Vitesse moyenne	41.3	63.2	61	60.5	59.6	57.9	58.8	60	61.1	55.6



Statistiques Tracking
DEAUVILLE
C8 - PRIX DES COTTAGES - 1900m
samedi 4 janvier 2020 - 15:36

Cheval **AYGUEMORTE**
 Jockey **J. MONTEIRO**
 Rang d'arrivée **16**
 Temps de parcours **01:58.47**
 Tronçon le plus rapide **00:11.51** (tronçon 400m - 200m)
 Vitesse maximale **67.86** (tronçon 800m - 600m)
 Vitesse moyenne **57.9**

Données de tracking

Tronçons de 200m	DEP 1800m	1800m 1600m	1600m 1400m	1400m 1200m	1200m 1000m	1000m 800m	800m 600m	600m 400m	400m 200m	200m ARR
Temps de parcours	00:09.56	00:22.20	00:34.49	00:46.37	00:58.18	01:10.37	01:22.45	01:34.40	01:45.92	01:58.47
Temps du tronçon	00:09.61	00:12.63	00:12.29	00:11.87	00:11.80	00:12.19	00:12.08	00:11.94	00:11.51	00:12.55
Vitesse moyenne	38.4	57.2	58.8	60.9	60.9	59.1	59.7	60.5	62.5	57.6

