

Statistiques Tracking
CHANTILLY
C6 - PRIX DU LAVOIR DE CHAUMONT - 3200m
mercredi 8 janvier 2020 - 15:05

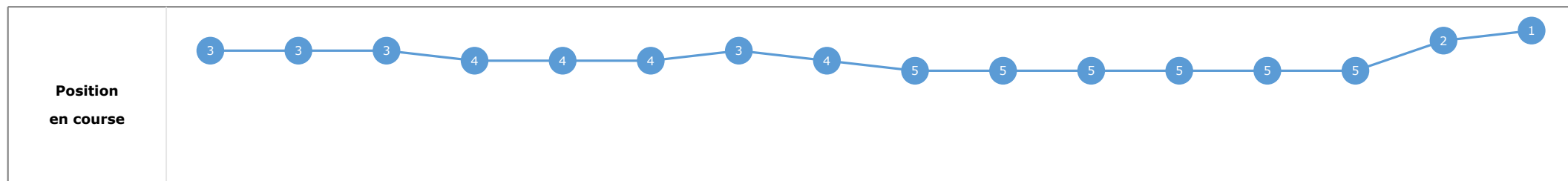
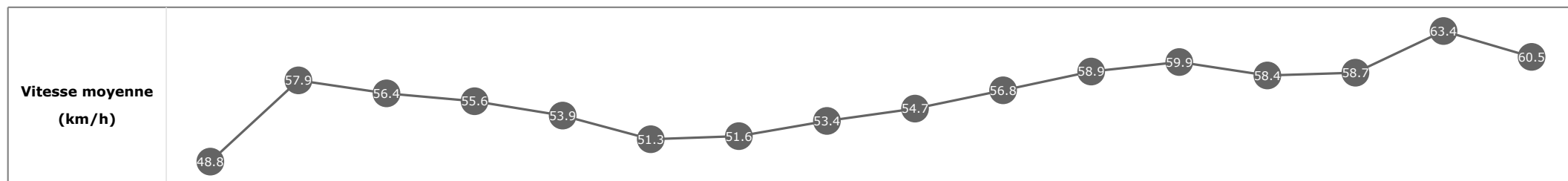
Partant (corde)	Cheval	Arrivée officielle	Tronçons de 200m Temps passage en tête Durée du tronçon		DEP - 1000m	1000m - 800m	800m - 600m	600m - 400m	400m - 200m	200m - ARR	Temps officiel	Derniers 600m	Parcouru vs. 1er
			Vitesse Max	200m les plus rapides	02:27.35 02:27.35	02:39.38 00:12.02	02:51.99 00:12.61	03:04.49 00:12.50	03:16.11 00:11.61	03:28.09 00:11.97			
4 (2)	SUDFAA PC. BOUDOT	1	66.28 T5	00:11.33 T5	02:28.08 5 02:28.08	02:40.03 5 00:11.95	02:52.47 5 00:12.43	03:04.81 5 00:12.33	03:16.14 2 00:11.33	03:28.09 00:11.95	3'28"26	00:35.61	
13 (4)	CABALGATA S. RUIS	2	65.92 T3	00:11.61 T5	02:28.37 7 02:28.37	02:40.33 7 00:11.96	02:52.52 6 00:12.18	03:04.49 1 00:11.97	03:16.11 1 00:11.61	03:28.24 00:12.13	3'28"53	00:35.72	3.59
9 (14)	MEJAEN E. HARDOUIN	3									3'28"66		
1 (9)	BONFIRE HEART M. GUYON	4	64.87 T5	00:11.62 T5	02:28.52 8 02:28.52	02:40.48 8 00:11.95	02:52.77 8 00:12.29	03:04.87 7 00:12.09	03:16.50 3 00:11.62	03:28.77 00:12.27	3'28"97	00:35.99	2.37
12 (1)	MONFRERE I. MENDIZABAL	5	64.01 T5	00:11.85 T5	02:27.93 4 02:27.93	02:39.89 4 00:11.95	02:52.30 4 00:12.41	03:04.81 6 00:12.50	03:16.66 4 00:11.85	03:28.77 00:12.11	3'28"99	00:36.47	-3.22
8 (6)	ALL PRINCE H. BESNIER	6	62.39 T5	00:11.95 T2	02:27.78 3 02:27.78	02:39.74 3 00:11.95	02:52.28 3 00:12.53	03:04.66 3 00:12.38	03:16.68 5 00:12.01	03:29.20 00:12.51	3'29"46	00:36.91	1.51
5 (12)	LE ROCK Q. PERRETTE	7	62.35 T2	00:12.02 T2	02:27.35 1 02:27.35	02:39.38 1 00:12.02	02:51.99 1 00:12.61	03:04.58 2 00:12.58	03:16.75 6 00:12.17	03:29.30 00:12.54	3'29"58	00:37.30	-0.56
10 (5)	ARIA LAFORLONGEUSE T. TRULLIER	8	64.58 T5	00:11.74 T5	02:28.67 9 02:28.67	02:40.62 9 00:11.94	02:52.87 9 00:12.24	03:05.05 9 00:12.18	03:16.79 7 00:11.74	03:29.35 00:12.55	3'29"64	00:36.48	-4.36
7 (7)	ZOE LA GRIBOUILLE A. POUCHIN	9	64.30 T5	00:11.79 T5	02:28.98 11 02:28.98	02:40.98 11 00:11.99	02:53.05 11 00:12.07	03:05.12 11 00:12.06	03:16.91 9 00:11.79	03:29.45 00:12.54	3'29"64	00:36.39	-3.15
3 (8)	PICCOLO RISTRETTO W. SARAIVA	10	64.15 T5	00:11.72 T5	02:28.83 10 02:28.83	02:40.83 10 00:12.00	02:53.02 10 00:12.18	03:05.08 10 00:12.05	03:16.81 8 00:11.72	03:29.43 00:12.62	3'29"75	00:36.41	2.05
6 (13)	KENNY A. CRASTUS	11	62.32 T2	00:12.02 T2	02:27.50 2 02:27.50	02:39.52 2 00:12.02	02:52.14 2 00:12.62	03:04.79 4 00:12.64	03:17.17 11 00:12.37	03:30.34 00:13.17	3'30"66	00:38.19	4.60
11 (3)	COCO PANACHE M. BERTO	12	62.28 T2	00:11.95 T2	02:28.23 6 02:28.23	02:40.19 6 00:11.95	02:52.62 7 00:12.43	03:04.99 8 00:12.37	03:17.11 10 00:12.12	03:30.16 00:13.05	3'30"75	00:37.54	-3.24
2 (10)	BARONCELLO NON PARTANT												
14 (11)	RIVIERE ARGENTEE NON PARTANT												

Statistiques Tracking
CHANTILLY
C6 - PRIX DU LAVOIR DE CHAUMONT - 3200m
mercredi 8 janvier 2020 - 15:05

Cheval **SUDFAA**
 Jockey **PC. BOUDOT**
 Rang d'arrivée **1**
 Temps de parcours **03:28.09**
 Tronçon le plus rapide **00:11.33** (tronçon 400m - 200m)
 Vitesse maximale **66.28** (tronçon 400m - 200m)
 Vitesse moyenne **56**

Données de tracking

Tronçons de 200m	DEP 3000m	3000m 2800m	2800m 2600m	2600m 2400m	2400m 2200m	2200m 2000m	2000m 1800m	1800m 1600m	1600m 1400m	1400m 1200m	1200m 1000m	1000m 800m	800m 600m	600m 400m	400m 200m	200m ARR
Temps de parcours	00:16.37	00:28.80	00:41.58	00:54.51	01:07.81	01:22.00	01:35.98	01:49.75	02:03.12	02:15.86	02:28.08	02:40.03	02:52.47	03:04.81	03:16.14	03:28.09
Temps du tronçon	00:16.37	00:12.43	00:12.77	00:12.92	00:13.30	00:14.18	00:13.98	00:13.76	00:13.36	00:12.74	00:12.21	00:11.95	00:12.43	00:12.33	00:11.33	00:11.95
Vitesse moyenne	48.8	57.9	56.4	55.6	53.9	51.3	51.6	53.4	54.7	56.8	58.9	59.9	58.4	58.7	63.4	60.5


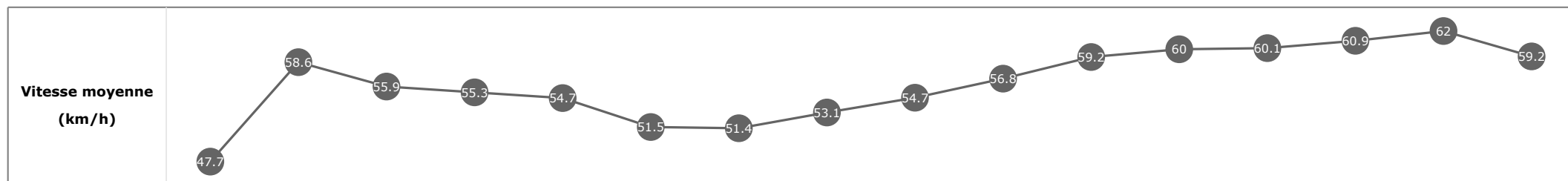


Statistiques Tracking
CHANTILLY
C6 - PRIX DU LAVOIR DE CHAUMONT - 3200m
mercredi 8 janvier 2020 - 15:05

Cheval **CABALGATA**
 Jockey **S. RUIS**
 Rang d'arrivée **2**
 Temps de parcours **03:28.24**
 Tronçon le plus rapide **00:11.61** (tronçon 400m - 200m)
 Vitesse maximale **65.92** (tronçon 800m - 600m)
 Vitesse moyenne **56**

Données de tracking

Tronçons de 200m	DEP 3000m	3000m 2800m	2800m 2600m	2600m 2400m	2400m 2200m	2200m 2000m	2000m 1800m	1800m 1600m	1600m 1400m	1400m 1200m	1200m 1000m	1000m 800m	800m 600m	600m 400m	400m 200m	200m ARR
Temps de parcours	00:16.65	00:29.00	00:41.88	00:54.84	01:08.08	01:22.26	01:36.28	01:50.04	02:03.43	02:16.17	02:28.37	02:40.33	02:52.52	03:04.49	03:16.11	03:28.24
Temps du tronçon	00:16.65	00:12.34	00:12.88	00:12.95	00:13.24	00:14.18	00:14.01	00:13.76	00:13.38	00:12.74	00:12.19	00:11.96	00:12.18	00:11.97	00:11.61	00:12.13
Vitesse moyenne	47.7	58.6	55.9	55.3	54.7	51.5	51.4	53.1	54.7	56.8	59.2	60	60.1	60.9	62	59.2



Statistiques Tracking
CHANTILLY
C6 - PRIX DU LAVOIR DE CHAUMONT - 3200m
mercredi 8 janvier 2020 - 15:05

Cheval **MEJAEN**
 Jockey E. HARDOUIN
 Rang d'arrivée **3**
 Temps de parcours **00:00.00**
 Tronçon le plus rapide
 Vitesse maximale
 Vitesse moyenne

Données de tracking

Tronçons de 200m	0m	0m	0m	0m	0m	0m	0m	0m	0m	0m	0m	0m	0m	0m	0m	0m	0m
	ARR	ARR	ARR	ARR	ARR	ARR	ARR	ARR	ARR	ARR	ARR	ARR	ARR	ARR	ARR	ARR	ARR
Temps de parcours																	
Temps du tronçon																	
Vitesse moyenne																	

Vitesse moyenne (km/h)	
----------------------------------	--

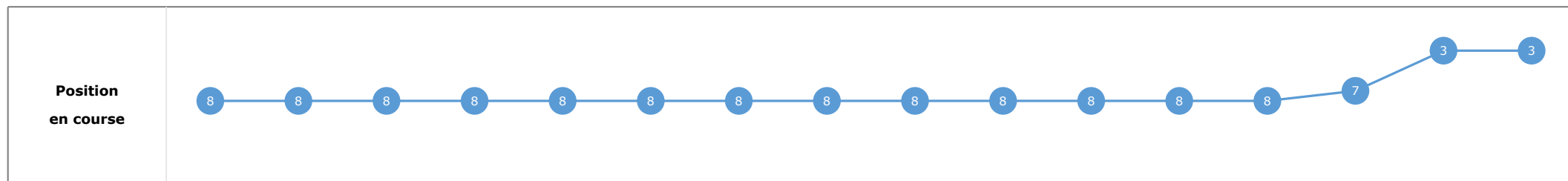
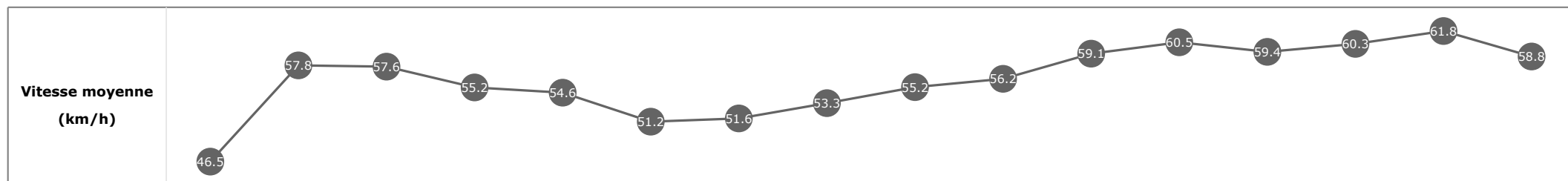
Position en course	
------------------------------	--

Statistiques Tracking
CHANTILLY
C6 - PRIX DU LAVOIR DE CHAUMONT - 3200m
mercredi 8 janvier 2020 - 15:05

Cheval **BONFIRE HEART**
 Jockey **M. GUYON**
 Rang d'arrivée **4**
 Temps de parcours **03:28.77**
 Tronçon le plus rapide **00:11.62** (tronçon 400m - 200m)
 Vitesse maximale **64.87** (tronçon 400m - 200m)
 Vitesse moyenne **55.8**

Données de tracking

Tronçons de 200m	DEP 3000m	3000m 2800m	2800m 2600m	2600m 2400m	2400m 2200m	2200m 2000m	2000m 1800m	1800m 1600m	1600m 1400m	1400m 1200m	1200m 1000m	1000m 800m	800m 600m	600m 400m	400m 200m	200m ARR
Temps de parcours	00:17.19	00:29.63	00:42.18	00:55.15	01:08.39	01:22.59	01:36.58	01:50.36	02:03.57	02:16.33	02:28.52	02:40.48	02:52.77	03:04.87	03:16.50	03:28.77
Temps du tronçon	00:17.19	00:12.44	00:12.54	00:12.96	00:13.24	00:14.20	00:13.99	00:13.77	00:13.21	00:12.75	00:12.18	00:11.95	00:12.29	00:12.09	00:11.62	00:12.27
Vitesse moyenne	46.5	57.8	57.6	55.2	54.6	51.2	51.6	53.3	55.2	56.2	59.1	60.5	59.4	60.3	61.8	58.8

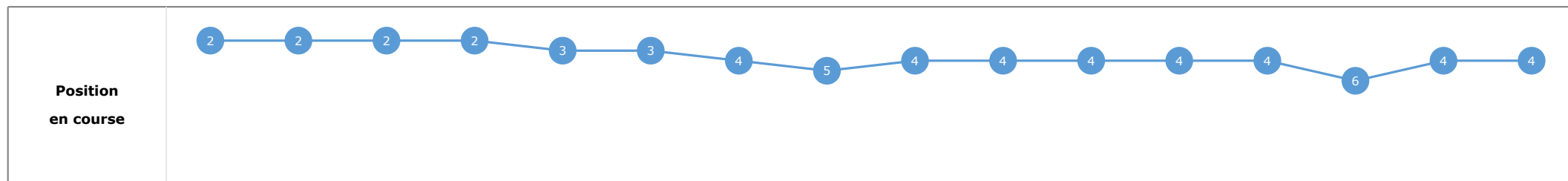
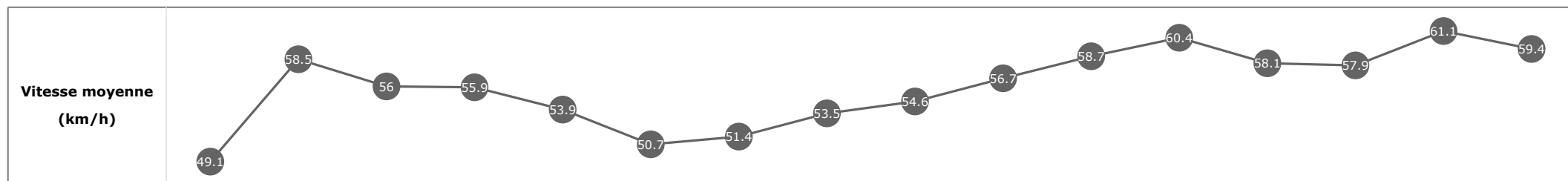


Statistiques Tracking
CHANTILLY
C6 - PRIX DU LAVOIR DE CHAUMONT - 3200m
mercredi 8 janvier 2020 - 15:05

Cheval **MONFRERE**
 Jockey **I. MENDIZABAL**
 Rang d'arrivée **5**
 Temps de parcours **03:28.77**
 Tronçon le plus rapide **00:11.85** (tronçon 400m - 200m)
 Vitesse maximale **64.01** (tronçon 400m - 200m)
 Vitesse moyenne **55.7**

Données de tracking

Tronçons de 200m	DEP 3000m	3000m 2800m	2800m 2600m	2600m 2400m	2400m 2200m	2200m 2000m	2000m 1800m	1800m 1600m	1600m 1400m	1400m 1200m	1200m 1000m	1000m 800m	800m 600m	600m 400m	400m 200m	200m ARR
Temps de parcours	00:16.21	00:28.53	00:41.41	00:54.30	01:07.63	01:21.95	01:36.02	01:49.77	02:02.95	02:15.70	02:27.93	02:39.89	02:52.30	03:04.81	03:16.66	03:28.77
Temps du tronçon	00:16.21	00:12.31	00:12.88	00:12.88	00:13.33	00:14.31	00:14.07	00:13.75	00:13.18	00:12.74	00:12.23	00:11.95	00:12.41	00:12.50	00:11.85	00:12.11
Vitesse moyenne	49.1	58.5	56	55.9	53.9	50.7	51.4	53.5	54.6	56.7	58.7	60.4	58.1	57.9	61.1	59.4


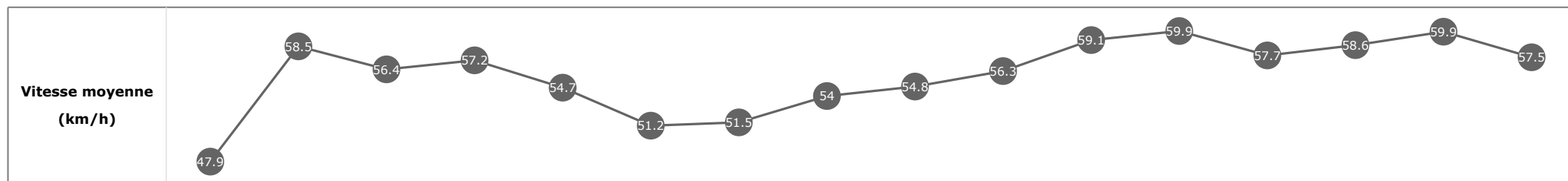


Statistiques Tracking
CHANTILLY
C6 - PRIX DU LAVOIR DE CHAUMONT - 3200m
mercredi 8 janvier 2020 - 15:05

Cheval **ALL PRINCE**
 Jockey **H. BESNIER**
 Rang d'arrivée **6**
 Temps de parcours **03:29.20**
 Tronçon le plus rapide **00:11.95** (tronçon 1000m - 800m)
 Vitesse maximale **62.39** (tronçon 400m - 200m)
 Vitesse moyenne **55.7**

Données de tracking

Tronçons de 200m	DEP 3000m	3000m 2800m	2800m 2600m	2600m 2400m	2400m 2200m	2200m 2000m	2000m 1800m	1800m 1600m	1600m 1400m	1400m 1200m	1200m 1000m	1000m 800m	800m 600m	600m 400m	400m 200m	200m ARR
Temps de parcours	00:16.62	00:28.98	00:41.72	00:54.31	01:07.49	01:21.72	01:35.72	01:49.46	02:02.79	02:15.54	02:27.78	02:39.74	02:52.28	03:04.66	03:16.68	03:29.20
Temps du tronçon	00:16.62	00:12.35	00:12.73	00:12.59	00:13.18	00:14.23	00:14.00	00:13.73	00:13.33	00:12.75	00:12.24	00:11.95	00:12.53	00:12.38	00:12.01	00:12.51
Vitesse moyenne	47.9	58.5	56.4	57.2	54.7	51.2	51.5	54	54.8	56.3	59.1	59.9	57.7	58.6	59.9	57.5

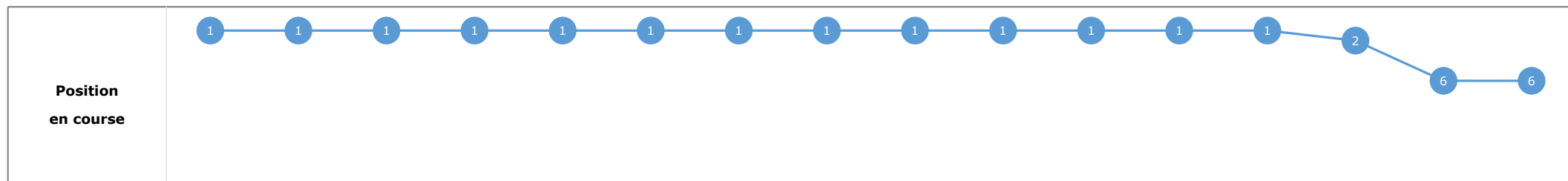
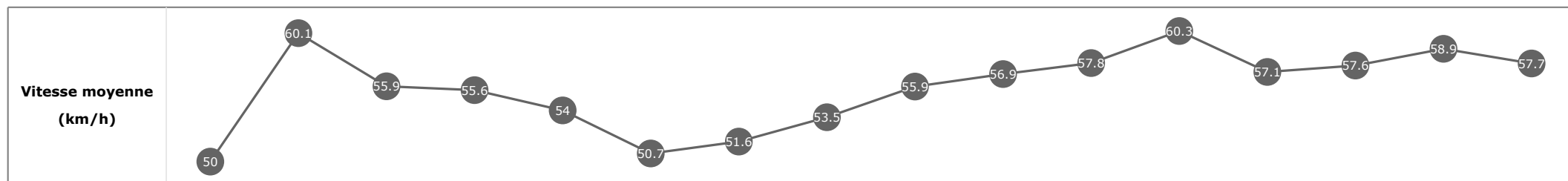


Statistiques Tracking
CHANTILLY
C6 - PRIX DU LAVOIR DE CHAUMONT - 3200m
mercredi 8 janvier 2020 - 15:05

Cheval **LE ROCK**
 Jockey **Q. PERRETTE**
 Rang d'arrivée **7**
 Temps de parcours **03:29.30**
 Tronçon le plus rapide **00:12.02** (tronçon 1000m - 800m)
 Vitesse maximale **62.35** (tronçon 1000m - 800m)
 Vitesse moyenne **55.6**

Données de tracking

Tronçons de 200m	DEP 3000m	3000m 2800m	2800m 2600m	2600m 2400m	2400m 2200m	2200m 2000m	2000m 1800m	1800m 1600m	1600m 1400m	1400m 1200m	1200m 1000m	1000m 800m	800m 600m	600m 400m	400m 200m	200m ARR
Temps de parcours	00:15.93	00:27.98	00:40.87	00:53.80	01:07.05	01:21.35	01:35.39	01:49.17	02:02.28	02:14.97	02:27.35	02:39.38	02:51.99	03:04.58	03:16.75	03:29.30
Temps du tronçon	00:15.93	00:12.04	00:12.89	00:12.92	00:13.25	00:14.29	00:14.04	00:13.78	00:13.11	00:12.68	00:12.38	00:12.02	00:12.61	00:12.58	00:12.17	00:12.54
Vitesse moyenne	50	60.1	55.9	55.6	54	50.7	51.6	53.5	55.9	56.9	57.8	60.3	57.1	57.6	58.9	57.7

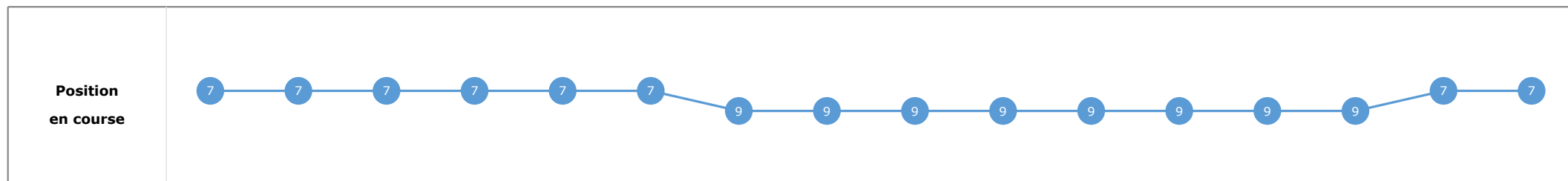
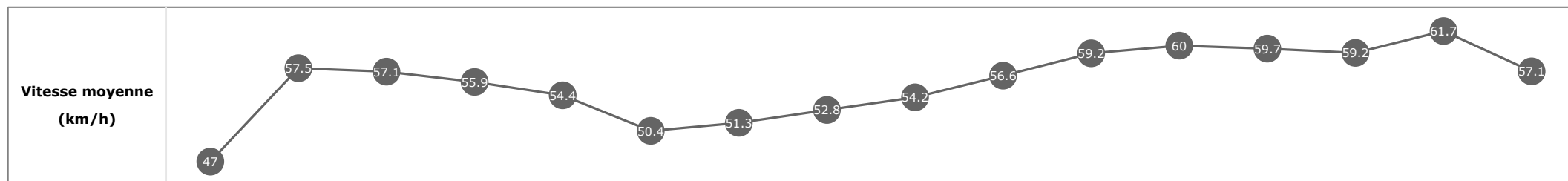


Statistiques Tracking
CHANTILLY
C6 - PRIX DU LAVOIR DE CHAUMONT - 3200m
mercredi 8 janvier 2020 - 15:05

Cheval **ARIA LAFORLONGEUSE**
 Jockey **T. TRULLIER**
 Rang d'arrivée **8**
 Temps de parcours **03:29.35**
 Tronçon le plus rapide **00:11.74** (tronçon 400m - 200m)
 Vitesse maximale **64.58** (tronçon 400m - 200m)
 Vitesse moyenne **55.5**

Données de tracking

Tronçons de 200m	DEP 3000m	3000m 2800m	2800m 2600m	2600m 2400m	2400m 2200m	2200m 2000m	2000m 1800m	1800m 1600m	1600m 1400m	1400m 1200m	1200m 1000m	1000m 800m	800m 600m	600m 400m	400m 200m	200m ARR
Temps de parcours	00:16.94	00:29.51	00:42.12	00:55.01	01:08.27	01:22.54	01:36.61	01:50.47	02:03.74	02:16.44	02:28.67	02:40.62	02:52.87	03:05.05	03:16.79	03:29.35
Temps du tronçon	00:16.94	00:12.57	00:12.60	00:12.89	00:13.26	00:14.27	00:14.07	00:13.85	00:13.26	00:12.70	00:12.23	00:11.94	00:12.24	00:12.18	00:11.74	00:12.55
Vitesse moyenne	47	57.5	57.1	55.9	54.4	50.4	51.3	52.8	54.2	56.6	59.2	60	59.7	59.2	61.7	57.1

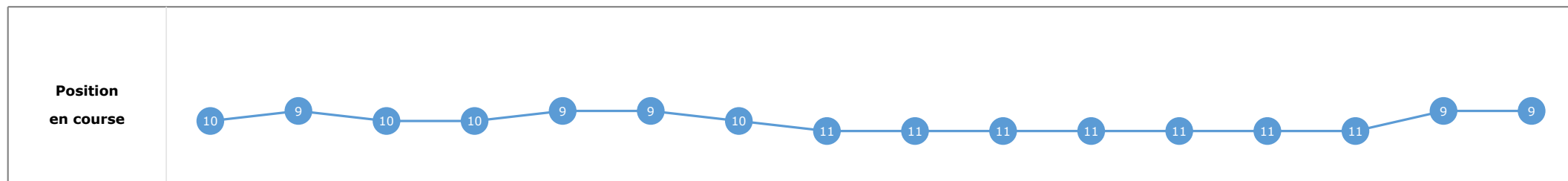
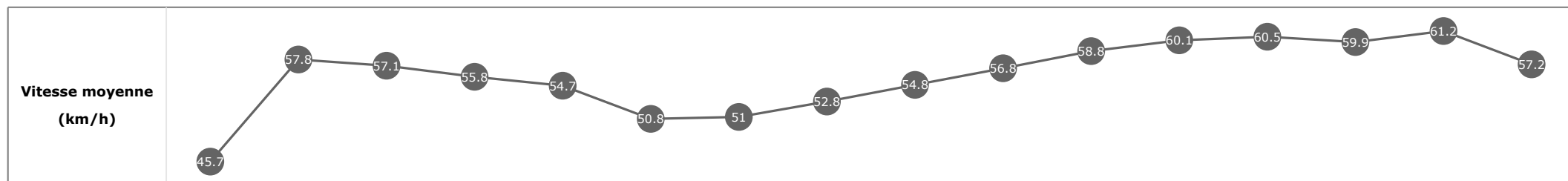


Statistiques Tracking
CHANTILLY
C6 - PRIX DU LAVOIR DE CHAUMONT - 3200m
mercredi 8 janvier 2020 - 15:05

Cheval **ZOE LA GRIBOUILLE**
 Jockey **A. POUCHIN**
 Rang d'arrivée **9**
 Temps de parcours **03:29.45**
 Tronçon le plus rapide **00:11.79** (tronçon 400m - 200m)
 Vitesse maximale **64.30** (tronçon 400m - 200m)
 Vitesse moyenne **55.5**

Données de tracking

Tronçons de 200m	DEP 3000m	3000m 2800m	2800m 2600m	2600m 2400m	2400m 2200m	2200m 2000m	2000m 1800m	1800m 1600m	1600m 1400m	1400m 1200m	1200m 1000m	1000m 800m	800m 600m	600m 400m	400m 200m	200m ARR
Temps de parcours	00:17.42	00:29.91	00:42.51	00:55.47	01:08.60	01:22.86	01:36.93	01:50.81	02:04.06	02:16.76	02:28.98	02:40.98	02:53.05	03:05.12	03:16.91	03:29.45
Temps du tronçon	00:17.42	00:12.48	00:12.60	00:12.95	00:13.13	00:14.26	00:14.06	00:13.88	00:13.25	00:12.69	00:12.22	00:11.99	00:12.07	00:12.06	00:11.79	00:12.54
Vitesse moyenne	45.7	57.8	57.1	55.8	54.7	50.8	51	52.8	54.8	56.8	58.8	60.1	60.5	59.9	61.2	57.2

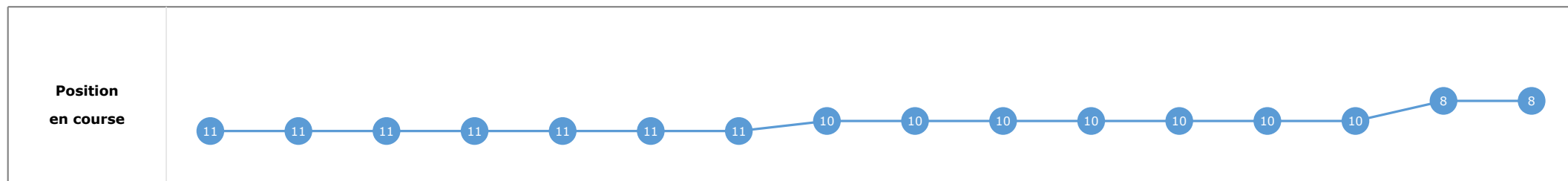
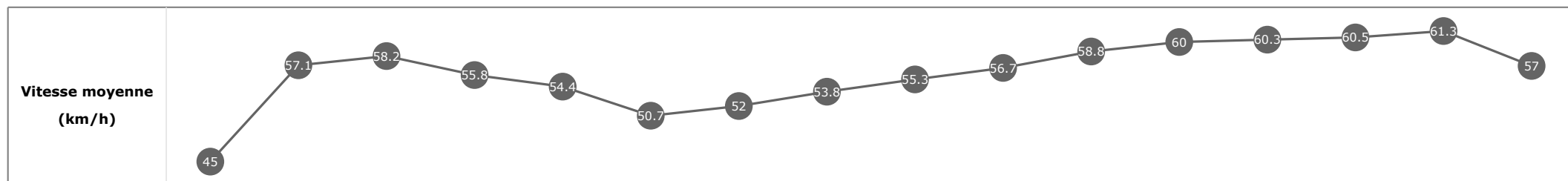


Statistiques Tracking
CHANTILLY
C6 - PRIX DU LAVOIR DE CHAUMONT - 3200m
mercredi 8 janvier 2020 - 15:05

Cheval **PICCOLO RISTRETTO**
 Jockey **W. SARAIVA**
 Rang d'arrivée **10**
 Temps de parcours **03:29.43**
 Tronçon le plus rapide **00:11.72** (tronçon 400m - 200m)
 Vitesse maximale **64.15** (tronçon 400m - 200m)
 Vitesse moyenne **55.6**

Données de tracking

Tronçons de 200m	DEP 3000m	3000m 2800m	2800m 2600m	2600m 2400m	2400m 2200m	2200m 2000m	2000m 1800m	1800m 1600m	1600m 1400m	1400m 1200m	1200m 1000m	1000m 800m	800m 600m	600m 400m	400m 200m	200m ARR
Temps de parcours	00:17.71	00:30.34	00:42.79	00:55.64	01:08.93	01:23.21	01:37.11	01:50.76	02:03.90	02:16.60	02:28.83	02:40.83	02:53.02	03:05.08	03:16.81	03:29.43
Temps du tronçon	00:17.71	00:12.62	00:12.44	00:12.85	00:13.29	00:14.28	00:13.89	00:13.65	00:13.14	00:12.69	00:12.22	00:12.00	00:12.18	00:12.05	00:11.72	00:12.62
Vitesse moyenne	45	57.1	58.2	55.8	54.4	50.7	52	53.8	55.3	56.7	58.8	60	60.3	60.5	61.3	57


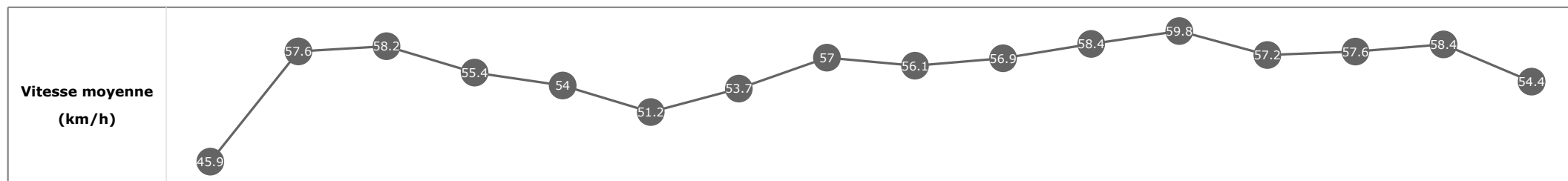


Statistiques Tracking CHANTILLY C6 - PRIX DU LAVOIR DE CHAUMONT - 3200m mercredi 8 janvier 2020 - 15:05

Cheval **KENNY**
 Jockey **A. CRASTUS**
 Rang d'arrivée **11**
 Temps de parcours **03:30.34**
 Tronçon le plus rapide **00:12.02** (tronçon 1000m - 800m)
 Vitesse maximale **62.32** (tronçon 1000m - 800m)
 Vitesse moyenne **55.4**

Données de tracking

Tronçons de 200m	DEP 3000m	3000m 2800m	2800m 2600m	2600m 2400m	2400m 2200m	2200m 2000m	2000m 1800m	1800m 1600m	1600m 1400m	1400m 1200m	1200m 1000m	1000m 800m	800m 600m	600m 400m	400m 200m	200m ARR
Temps de parcours	00:17.40	00:29.91	00:42.35	00:55.31	01:08.68	01:22.87	01:36.29	01:49.30	02:02.45	02:15.13	02:27.50	02:39.52	02:52.14	03:04.79	03:17.17	03:30.34
Temps du tronçon	00:17.40	00:12.51	00:12.44	00:12.95	00:13.36	00:14.19	00:13.41	00:13.00	00:13.15	00:12.67	00:12.36	00:12.02	00:12.62	00:12.64	00:12.37	00:13.17
Vitesse moyenne	45.9	57.6	58.2	55.4	54	51.2	53.7	57	56.1	56.9	58.4	59.8	57.2	57.6	58.4	54.4

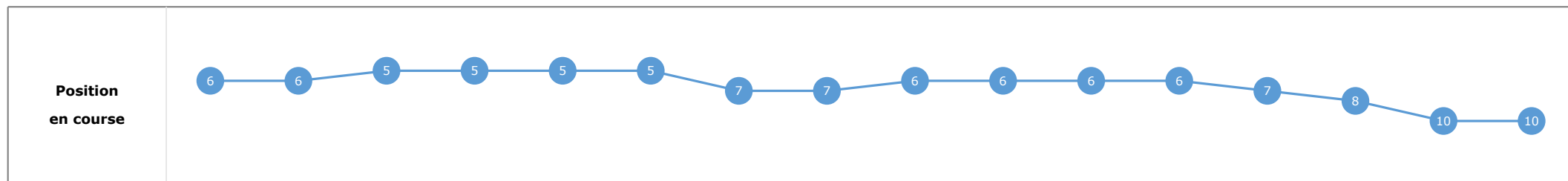
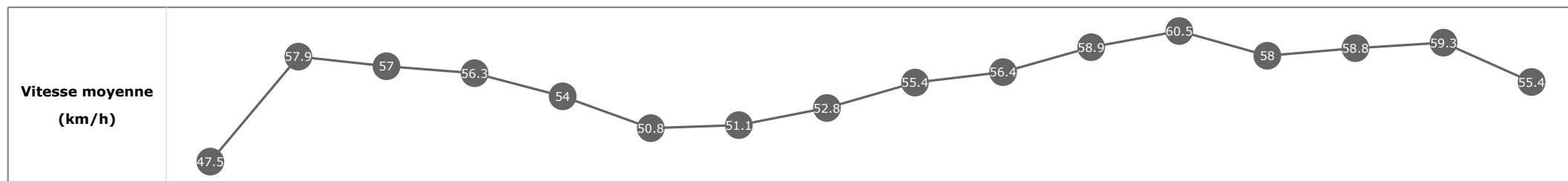


Statistiques Tracking
CHANTILLY
C6 - PRIX DU LAVOIR DE CHAUMONT - 3200m
mercredi 8 janvier 2020 - 15:05

Cheval **COCO PANACHE**
 Jockey **M. BERTO**
 Rang d'arrivée **12**
 Temps de parcours **03:30.16**
 Tronçon le plus rapide **00:11.95** (tronçon 1000m - 800m)
 Vitesse maximale **62.28** (tronçon 1000m - 800m)
 Vitesse moyenne **55.4**

Données de tracking

Tronçons de 200m	DEP 3000m	3000m 2800m	2800m 2600m	2600m 2400m	2400m 2200m	2200m 2000m	2000m 1800m	1800m 1600m	1600m 1400m	1400m 1200m	1200m 1000m	1000m 800m	800m 600m	600m 400m	400m 200m	200m ARR
Temps de parcours	00:16.73	00:29.15	00:41.87	00:54.67	01:07.99	01:22.23	01:36.33	01:50.14	02:03.28	02:16.02	02:28.23	02:40.19	02:52.62	03:04.99	03:17.11	03:30.16
Temps du tronçon	00:16.73	00:12.41	00:12.72	00:12.79	00:13.31	00:14.23	00:14.10	00:13.81	00:13.13	00:12.73	00:12.21	00:11.95	00:12.43	00:12.37	00:12.12	00:13.05
Vitesse moyenne	47.5	57.9	57	56.3	54	50.8	51.1	52.8	55.4	56.4	58.9	60.5	58	58.8	59.3	55.4



Statistiques Tracking
CHANTILLY
C6 - PRIX DU LAVOIR DE CHAUMONT - 3200m
mercredi 8 janvier 2020 - 15:05

Cheval **BARONCELLO**
 Jockey NON PARTANT
 Rang d'arrivée **0**
 Temps de parcours **00:00.00**
 Tronçon le plus rapide
 Vitesse maximale
 Vitesse moyenne

Données de tracking

Tronçons de 200m	0m	0m	0m	0m	0m	0m	0m	0m	0m	0m	0m	0m	0m	0m	0m	0m	0m
	ARR	ARR	ARR	ARR	ARR	ARR	ARR	ARR	ARR	ARR	ARR	ARR	ARR	ARR	ARR	ARR	ARR
Temps de parcours																	
Temps du tronçon																	
Vitesse moyenne																	

Vitesse moyenne (km/h)	
-------------------------------	--

Position en course	
---------------------------	--

Statistiques Tracking
CHANTILLY
C6 - PRIX DU LAVOIR DE CHAUMONT - 3200m
mercredi 8 janvier 2020 - 15:05

Cheval **RIVIERE ARGENTEE**
 Jockey NON PARTANT
 Rang d'arrivée **0**
 Temps de parcours **00:00.00**
 Tronçon le plus rapide
 Vitesse maximale
 Vitesse moyenne

Données de tracking

Tronçons de 200m	0m	0m	0m	0m	0m	0m	0m	0m	0m	0m	0m	0m	0m	0m	0m	0m	0m
	ARR	ARR	ARR	ARR	ARR	ARR	ARR	ARR	ARR	ARR	ARR	ARR	ARR	ARR	ARR	ARR	ARR
Temps de parcours																	
Temps du tronçon																	
Vitesse moyenne																	

Vitesse moyenne (km/h)	
-------------------------------	--

Position en course	
---------------------------	--