

**Statistiques Tracking**  
**CHANTILLY**  
**C8 - PRIX DE LA FONTAINE TEAUVILLAISE - 1900m**  
**mercredi 8 janvier 2020 - 16:15**

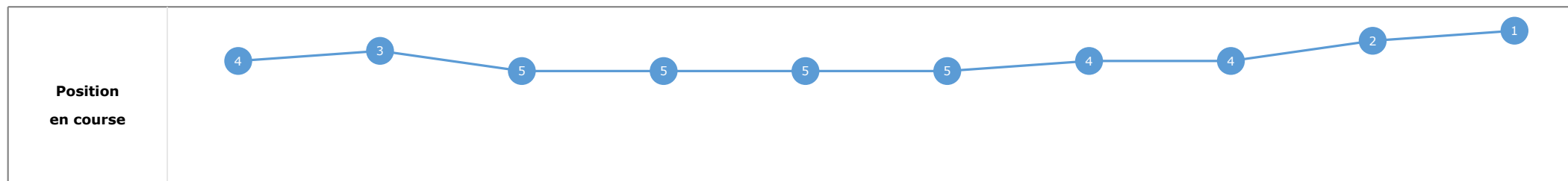
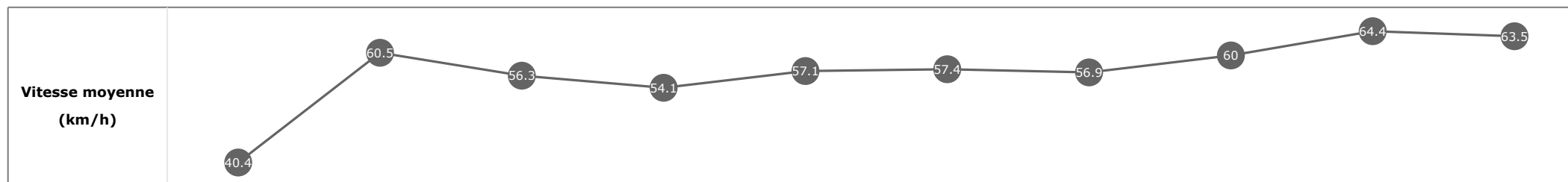
Partant (corde)	Cheval	Arrivée officielle	Tronçons de 200m Temps passage en tête Durée du tronçon		DEP - 1000m	1000m - 800m	800m - 600m	600m - 400m	400m - 200m	200m - ARR	Temps officiel	Derniers 600m	Parcouru vs. 1er
			Vitesse Max	200m les plus rapides	00:58.24 00:58.24	01:10.70 00:12.46	01:23.51 00:12.81	01:35.79 00:12.28	01:47.14 00:11.34	01:58.55 00:11.41			
2 (4)	ZEMINDARI C. STEFAN	1	66.78 T6	00:11.14 T5	00:58.81 5 00:58.81	01:11.31 5 00:12.50	01:24.00 4 00:12.68	01:36.07 4 00:12.07	01:47.22 2 00:11.14	01:58.55 00:11.32	1'58"68	00:34.54	
12 (8)	PRETORIO H. JOURNIAC	2	65.05 T5	00:11.27 T5	00:58.50 3 00:58.50	01:11.01 3 00:12.50	01:23.74 2 00:12.73	01:35.86 2 00:12.11	01:47.14 1 00:11.27	01:58.73 00:11.59	1'58"86	00:34.99	1.93
6 (10)	HALLALULU Q. PERRETTE	3	65.99 T6	00:11.26 T5	00:58.66 4 00:58.66	01:11.16 4 00:12.50	01:24.01 5 00:12.84	01:36.11 5 00:12.10	01:47.38 4 00:11.26	01:58.79 00:11.41	1'58"88	00:34.78	2.41
1 (13)	PLANTEUR DAVIER G. GUEDJ-GAY	4	65.02 T6	00:11.29 T5	00:58.39 2 00:58.39	01:10.86 2 00:12.46	01:23.75 3 00:12.89	01:35.94 3 00:12.19	01:47.24 3 00:11.29	01:58.82 00:11.57	1'58"91	00:35.06	2.62
8 (5)	ROUSSE A. LEMAITRE	5	67.18 T5	00:11.07 T5	00:59.15 9 00:59.15	01:11.72 10 00:12.56	01:24.50 10 00:12.77	01:36.48 9 00:11.98	01:47.56 7 00:11.07	01:58.99 00:11.43	1'59"11	00:34.49	0.08
11 (6)	GHAYADH S. BREUX	6	64.87 T5	00:11.31 T5	00:58.97 7 00:58.97	01:11.47 7 00:12.50	01:24.24 7 00:12.77	01:36.27 7 00:12.03	01:47.58 8 00:11.31	01:59.18 00:11.59	1'59"27	00:34.94	1.47
3 (1)	MAINSAIL ATLANTIC C. SOUMILLON	7	65.92 T1	00:11.30 T5	00:58.99 8 00:58.99	01:11.47 8 00:12.47	01:24.30 8 00:12.82	01:36.18 6 00:11.88	01:47.49 5 00:11.30	01:59.20 00:11.70	1'59"34	00:34.90	2.24
10 (12)	ERIC T. SCARDINO	8	64.26 T1	00:11.73 T5	00:58.24 1 00:58.24	01:10.70 1 00:12.46	01:23.51 1 00:12.81	01:35.79 1 00:12.28	01:47.53 6 00:11.73	01:59.70 00:12.16	1'59"80	00:36.18	3.52
7 (11)	CHACARANDA M. GUYON	9	63.79 T5	00:11.57 T5	00:58.84 6 00:58.84	01:11.31 6 00:12.47	01:24.23 6 00:12.91	01:36.36 8 00:12.12	01:47.93 9 00:11.57	02:00.34 00:12.41	2'00"37	00:36.11	4.78
13 (9)	MUTARABBY PC. BOUDOT	10	65.45 T5	00:11.34 T5	00:59.43 12 00:59.43	01:11.93 12 00:12.50	01:24.75 12 00:12.81	01:36.63 11 00:11.87	01:47.97 10 00:11.34	02:00.77 00:12.80	2'00"80	00:36.02	2.73
14 (14)	DRAGON'S TEETH I. MENDIZABAL	11	63.04 T5	00:11.74 T5	00:59.15 9 00:59.15	01:11.62 9 00:12.46	01:24.48 9 00:12.85	01:36.54 10 00:12.06	01:48.28 11 00:11.74	02:01.63 00:13.34	2'01"70	00:37.15	2.55
9 (2)	TREFLE DU NINIAN S. TISON	12	61.96 T5	00:12.23 T4	00:59.60 13 00:59.60	01:12.08 13 00:12.48	01:24.88 13 00:12.79	01:37.11 13 00:12.23	01:49.35 12 00:12.23	02:02.07 00:12.72	2'02"11	00:37.19	1.28
5 (3)	JAZZ WARRIOR C. MIETTE	13	63.00 T1	00:12.19 T1	00:59.31 11 00:59.31	01:11.79 11 00:12.47	01:24.65 11 00:12.86	01:37.07 12 00:12.41	01:50.14 13 00:13.07	02:04.60 00:14.46	2'04"69	00:39.95	0.98
4 (7)	GLORIOUS WARRIOR NON PARTANT												

**Statistiques Tracking**  
**CHANTILLY**  
**C8 - PRIX DE LA FONTAINE TEAUVILLAISE - 1900m**  
**mercredi 8 janvier 2020 - 16:15**

Cheval **ZEMINDARI**  
 Jockey **C. STEFAN**  
 Rang d'arrivée **1**  
 Temps de parcours **01:58.55**  
 Tronçon le plus rapide **00:11.14** (tronçon 400m - 200m)  
 Vitesse maximale **66.78** (tronçon 200m - ARR)  
 Vitesse moyenne **57.5**

**Données de tracking**

Tronçons de 200m	DEP 1800m	1800m 1600m	1600m 1400m	1400m 1200m	1200m 1000m	1000m 800m	800m 600m	600m 400m	400m 200m	200m ARR
<b>Temps de parcours</b>	<b>00:08.14</b>	<b>00:20.05</b>	<b>00:32.89</b>	<b>00:46.16</b>	<b>00:58.81</b>	<b>01:11.31</b>	<b>01:24.00</b>	<b>01:36.07</b>	<b>01:47.22</b>	<b>01:58.55</b>
Temps du tronçon	00:08.14	00:11.90	00:12.84	00:13.26	00:12.64	00:12.50	00:12.68	00:12.07	00:11.14	00:11.32
<b>Vitesse moyenne</b>	40.4	60.5	56.3	54.1	57.1	57.4	56.9	60	64.4	63.5

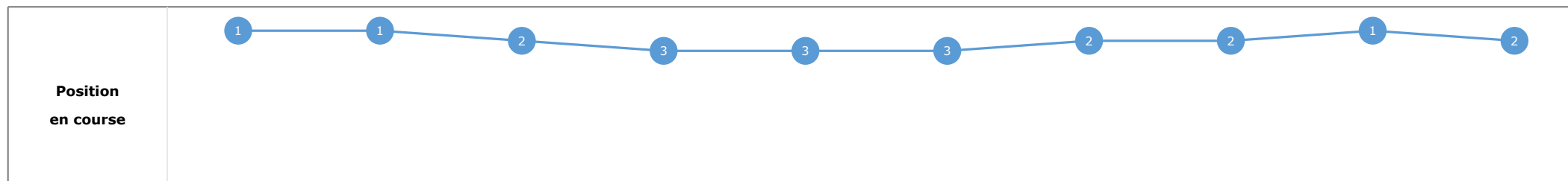
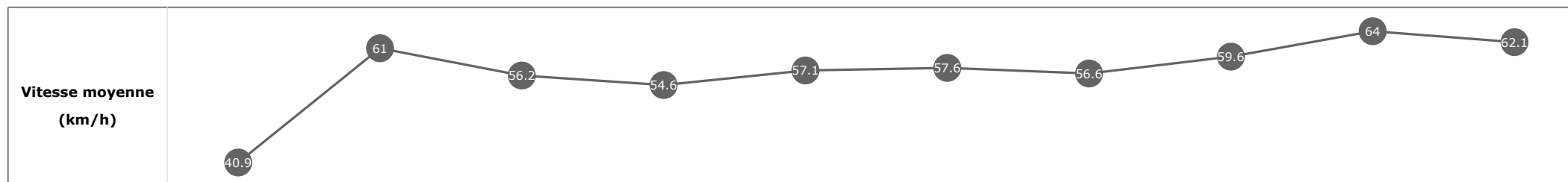


**Statistiques Tracking**  
**CHANTILLY**  
**C8 - PRIX DE LA FONTAINE TEAUVILLAISE - 1900m**  
**mercredi 8 janvier 2020 - 16:15**

Cheval **PRETORIO**  
 Jockey **H. JOURNIAC**  
 Rang d'arrivée **2**  
 Temps de parcours **01:58.73**  
 Tronçon le plus rapide **00:11.27** (tronçon 400m - 200m)  
 Vitesse maximale **65.05** (tronçon 400m - 200m)  
 Vitesse moyenne **57.4**

**Données de tracking**

Tronçons de 200m	DEP 1800m	1800m 1600m	1600m 1400m	1400m 1200m	1200m 1000m	1000m 800m	800m 600m	600m 400m	400m 200m	200m ARR
<b>Temps de parcours</b>	<b>00:08.03</b>	<b>00:19.89</b>	<b>00:32.64</b>	<b>00:45.85</b>	<b>00:58.50</b>	<b>01:11.01</b>	<b>01:23.74</b>	<b>01:35.86</b>	<b>01:47.14</b>	<b>01:58.73</b>
Temps du tronçon	00:08.03	00:11.85	00:12.75	00:13.20	00:12.65	00:12.50	00:12.73	00:12.11	00:11.27	00:11.59
<b>Vitesse moyenne</b>	40.9	61	56.2	54.6	57.1	57.6	56.6	59.6	64	62.1

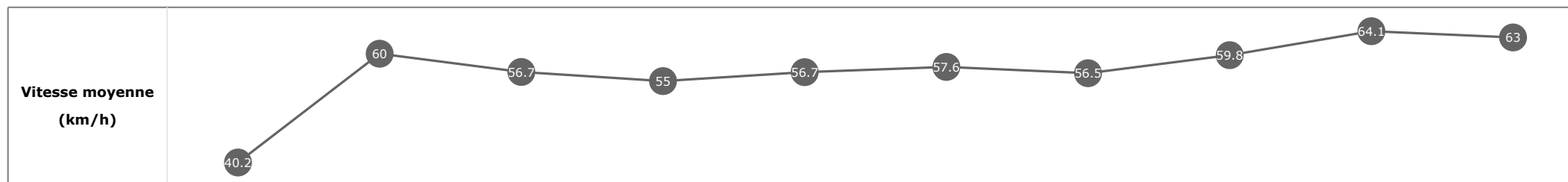


**Statistiques Tracking**  
**CHANTILLY**  
**C8 - PRIX DE LA FONTAINE TEAUVILLAISE - 1900m**  
**mercredi 8 janvier 2020 - 16:15**

Cheval **HALLALULU**  
 Jockey **Q. PERRETTE**  
 Rang d'arrivée **3**  
 Temps de parcours **01:58.79**  
 Tronçon le plus rapide **00:11.26** (tronçon 400m - 200m)  
 Vitesse maximale **65.99** (tronçon 200m - ARR)  
 Vitesse moyenne **57.4**

**Données de tracking**

Tronçons de 200m	DEP 1800m	1800m 1600m	1600m 1400m	1400m 1200m	1200m 1000m	1000m 800m	800m 600m	600m 400m	400m 200m	200m ARR
<b>Temps de parcours</b>	<b>00:08.15</b>	<b>00:20.21</b>	<b>00:32.86</b>	<b>00:46.00</b>	<b>00:58.66</b>	<b>01:11.16</b>	<b>01:24.01</b>	<b>01:36.11</b>	<b>01:47.38</b>	<b>01:58.79</b>
Temps du tronçon	00:08.15	00:12.05	00:12.65	00:13.14	00:12.65	00:12.50	00:12.84	00:12.10	00:11.26	00:11.41
<b>Vitesse moyenne</b>	40.2	60	56.7	55	56.7	57.6	56.5	59.8	64.1	63

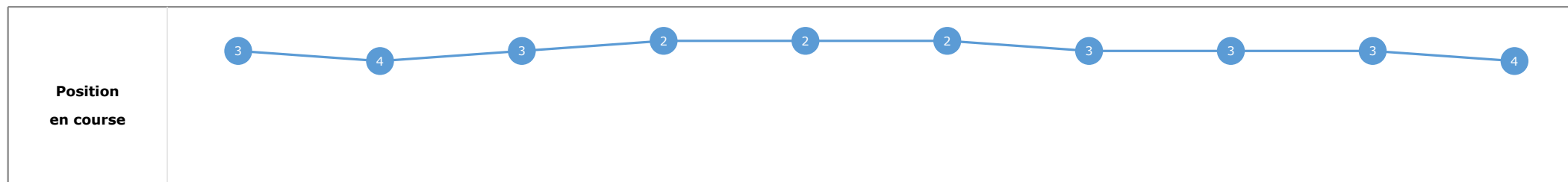
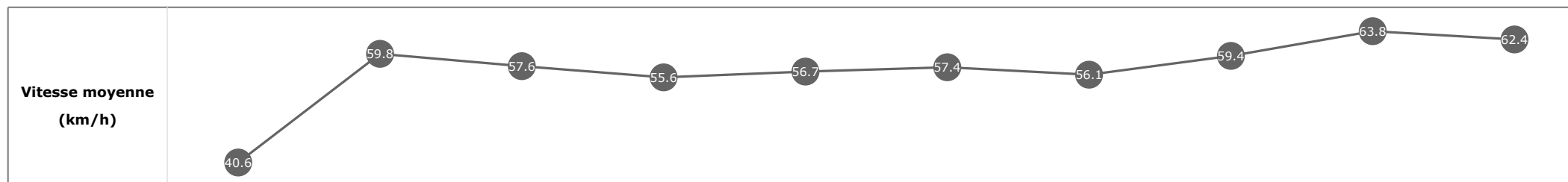


**Statistiques Tracking**  
**CHANTILLY**  
**C8 - PRIX DE LA FONTAINE TEAUVILLAISE - 1900m**  
**mercredi 8 janvier 2020 - 16:15**

Cheval **PLANTEUR DAVIER**  
 Jockey G. GUEDJ-GAY  
 Rang d'arrivée **4**  
 Temps de parcours **01:58.82**  
 Tronçon le plus rapide **00:11.29** (tronçon 400m - 200m)  
 Vitesse maximale **65.02** (tronçon 200m - ARR)  
 Vitesse moyenne **57.4**

**Données de tracking**

Tronçons de 200m	DEP 1800m	1800m 1600m	1600m 1400m	1400m 1200m	1200m 1000m	1000m 800m	800m 600m	600m 400m	400m 200m	200m ARR
<b>Temps de parcours</b>	<b>00:08.12</b>	<b>00:20.16</b>	<b>00:32.66</b>	<b>00:45.69</b>	<b>00:58.39</b>	<b>01:10.86</b>	<b>01:23.75</b>	<b>01:35.94</b>	<b>01:47.24</b>	<b>01:58.82</b>
Temps du tronçon	00:08.12	00:12.03	00:12.50	00:13.02	00:12.70	00:12.46	00:12.89	00:12.19	00:11.29	00:11.57
<b>Vitesse moyenne</b>	40.6	59.8	57.6	55.6	56.7	57.4	56.1	59.4	63.8	62.4

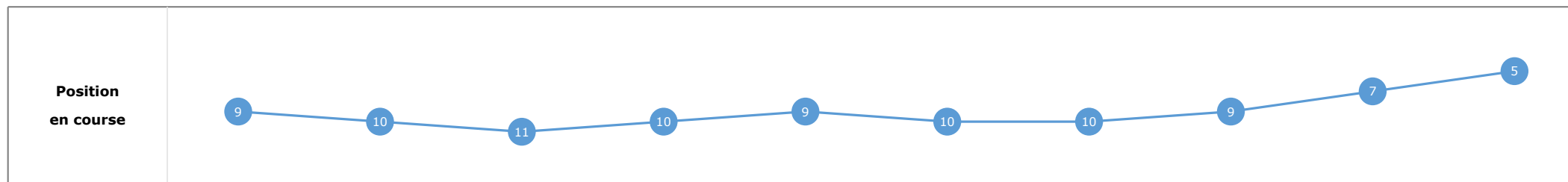
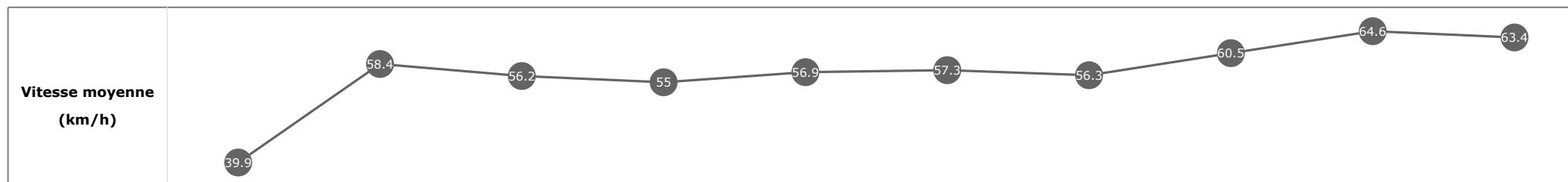


**Statistiques Tracking**  
**CHANTILLY**  
**C8 - PRIX DE LA FONTAINE TEAUVILLAISE - 1900m**  
**mercredi 8 janvier 2020 - 16:15**

Cheval **ROUSSE**  
 Jockey **A. LEMAITRE**  
 Rang d'arrivée **5**  
 Temps de parcours **01:58.99**  
 Tronçon le plus rapide **00:11.07** (tronçon 400m - 200m)  
 Vitesse maximale **67.18** (tronçon 400m - 200m)  
 Vitesse moyenne **57.3**

**Données de tracking**

Tronçons de 200m	DEP 1800m	1800m 1600m	1600m 1400m	1400m 1200m	1200m 1000m	1000m 800m	800m 600m	600m 400m	400m 200m	200m ARR
<b>Temps de parcours</b>	<b>00:08.30</b>	<b>00:20.62</b>	<b>00:33.42</b>	<b>00:46.58</b>	<b>00:59.15</b>	<b>01:11.72</b>	<b>01:24.50</b>	<b>01:36.48</b>	<b>01:47.56</b>	<b>01:58.99</b>
Temps du tronçon	00:08.30	00:12.32	00:12.80	00:13.15	00:12.57	00:12.56	00:12.77	00:11.98	00:11.07	00:11.43
<b>Vitesse moyenne</b>	39.9	58.4	56.2	55	56.9	57.3	56.3	60.5	64.6	63.4

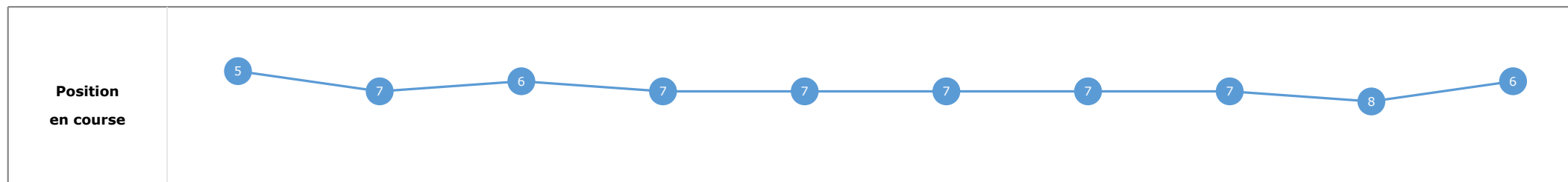
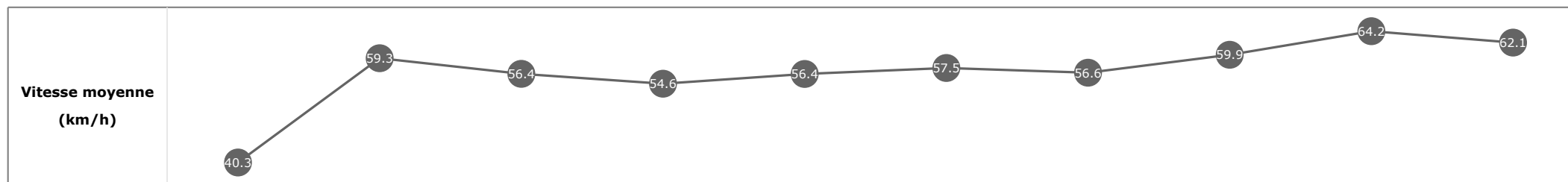


**Statistiques Tracking**  
**CHANTILLY**  
**C8 - PRIX DE LA FONTAINE TEAUVILLAISE - 1900m**  
**mercredi 8 janvier 2020 - 16:15**

Cheval **GHAYADH**  
 Jockey **S. BREUX**  
 Rang d'arrivée **6**  
 Temps de parcours **01:59.18**  
 Tronçon le plus rapide **00:11.31** (tronçon 400m - 200m)  
 Vitesse maximale **64.87** (tronçon 400m - 200m)  
 Vitesse moyenne **57.2**

**Données de tracking**

Tronçons de 200m	DEP 1800m	1800m 1600m	1600m 1400m	1400m 1200m	1200m 1000m	1000m 800m	800m 600m	600m 400m	400m 200m	200m ARR
<b>Temps de parcours</b>	<b>00:08.14</b>	<b>00:20.37</b>	<b>00:33.05</b>	<b>00:46.29</b>	<b>00:58.97</b>	<b>01:11.47</b>	<b>01:24.24</b>	<b>01:36.27</b>	<b>01:47.58</b>	<b>01:59.18</b>
Temps du tronçon	00:08.14	00:12.22	00:12.67	00:13.24	00:12.67	00:12.50	00:12.77	00:12.03	00:11.31	00:11.59
<b>Vitesse moyenne</b>	40.3	59.3	56.4	54.6	56.4	57.5	56.6	59.9	64.2	62.1

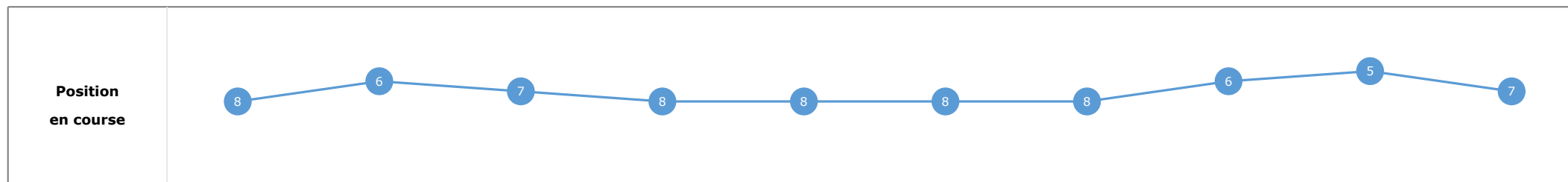
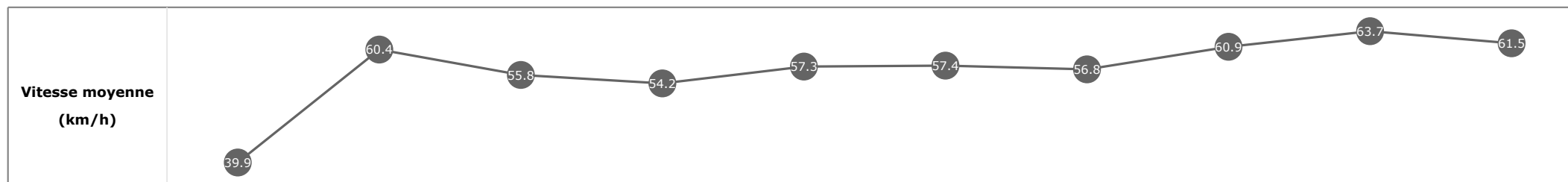


**Statistiques Tracking**  
**CHANTILLY**  
**C8 - PRIX DE LA FONTAINE TEAUVILLAISE - 1900m**  
**mercredi 8 janvier 2020 - 16:15**

Cheval **MAINSAIL ATLANTIC**  
 Jockey **C. SOUMILLON**  
 Rang d'arrivée **7**  
 Temps de parcours **01:59.20**  
 Tronçon le plus rapide **00:11.30** (tronçon 400m - 200m)  
 Vitesse maximale **65.92** (tronçon 1800m - 1600m)  
 Vitesse moyenne **57.2**

**Données de tracking**

Tronçons de 200m	DEP 1800m	1800m 1600m	1600m 1400m	1400m 1200m	1200m 1000m	1000m 800m	800m 600m	600m 400m	400m 200m	200m ARR
<b>Temps de parcours</b>	<b>00:08.29</b>	<b>00:20.21</b>	<b>00:33.12</b>	<b>00:46.41</b>	<b>00:58.99</b>	<b>01:11.47</b>	<b>01:24.30</b>	<b>01:36.18</b>	<b>01:47.49</b>	<b>01:59.20</b>
Temps du tronçon	00:08.29	00:11.91	00:12.90	00:13.28	00:12.58	00:12.47	00:12.82	00:11.88	00:11.30	00:11.70
<b>Vitesse moyenne</b>	39.9	60.4	55.8	54.2	57.3	57.4	56.8	60.9	63.7	61.5



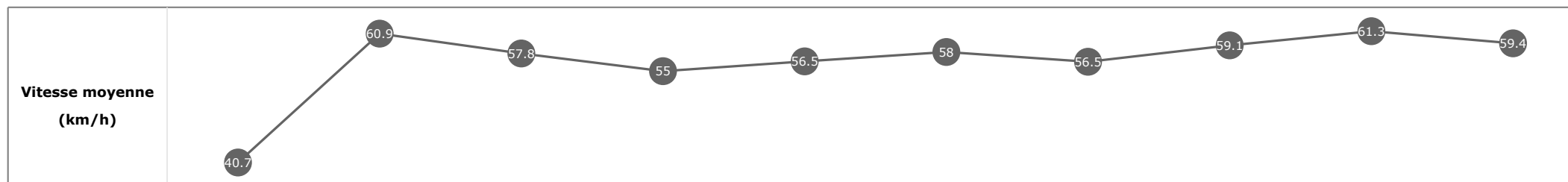


**Statistiques Tracking**  
**CHANTILLY**  
**C8 - PRIX DE LA FONTAINE TEAUVILLAISE - 1900m**  
**mercredi 8 janvier 2020 - 16:15**

Cheval **ERIC**  
 Jockey **T. SCARDINO**  
 Rang d'arrivée **8**  
 Temps de parcours **01:59.70**  
 Tronçon le plus rapide **00:11.73** (tronçon 400m - 200m)  
 Vitesse maximale **64.26** (tronçon 1800m - 1600m)  
 Vitesse moyenne **57**

**Données de tracking**

Tronçons de 200m	DEP 1800m	1800m 1600m	1600m 1400m	1400m 1200m	1200m 1000m	1000m 800m	800m 600m	600m 400m	400m 200m	200m ARR
<b>Temps de parcours</b>	<b>00:08.11</b>	<b>00:19.93</b>	<b>00:32.47</b>	<b>00:45.52</b>	<b>00:58.24</b>	<b>01:10.70</b>	<b>01:23.51</b>	<b>01:35.79</b>	<b>01:47.53</b>	<b>01:59.70</b>
Temps du tronçon	00:08.11	00:11.82	00:12.53	00:13.04	00:12.72	00:12.46	00:12.81	00:12.28	00:11.73	00:12.16
<b>Vitesse moyenne</b>	40.7	60.9	57.8	55	56.5	58	56.5	59.1	61.3	59.4

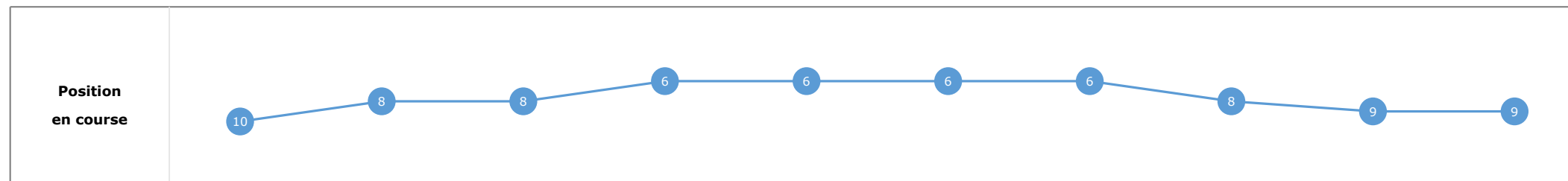
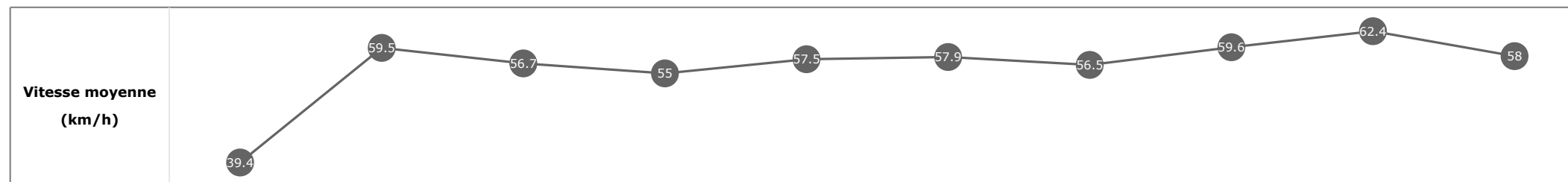


**Statistiques Tracking**  
**CHANTILLY**  
**C8 - PRIX DE LA FONTAINE TEAUVILLAISE - 1900m**  
**mercredi 8 janvier 2020 - 16:15**

Cheval **CHACARANDA**  
 Jockey **M. GUYON**  
 Rang d'arrivée **9**  
 Temps de parcours **02:00.34**  
 Tronçon le plus rapide **00:11.57** (tronçon 400m - 200m)  
 Vitesse maximale **63.79** (tronçon 400m - 200m)  
 Vitesse moyenne **56.7**

**Données de tracking**

Tronçons de 200m	DEP 1800m	1800m 1600m	1600m 1400m	1400m 1200m	1200m 1000m	1000m 800m	800m 600m	600m 400m	400m 200m	200m ARR
<b>Temps de parcours</b>	<b>00:08.34</b>	<b>00:20.45</b>	<b>00:33.16</b>	<b>00:46.26</b>	<b>00:58.84</b>	<b>01:11.31</b>	<b>01:24.23</b>	<b>01:36.36</b>	<b>01:47.93</b>	<b>02:00.34</b>
Temps du tronçon	00:08.34	00:12.11	00:12.70	00:13.10	00:12.57	00:12.47	00:12.91	00:12.12	00:11.57	00:12.41
<b>Vitesse moyenne</b>	39.4	59.5	56.7	55	57.5	57.9	56.5	59.6	62.4	58

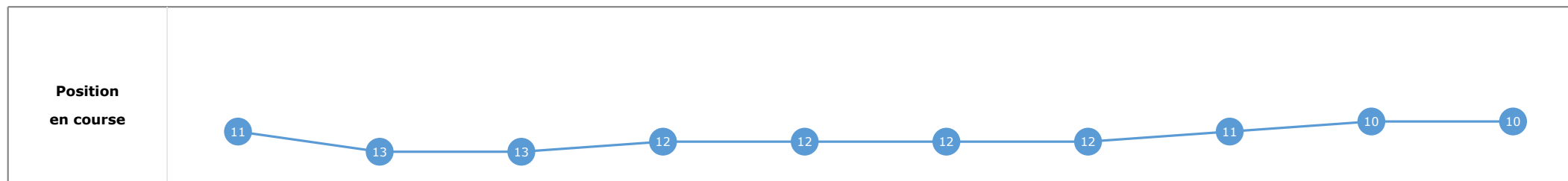
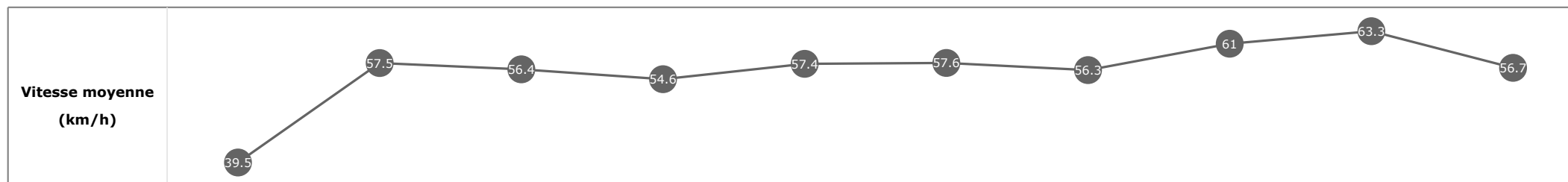


**Statistiques Tracking**  
**CHANTILLY**  
**C8 - PRIX DE LA FONTAINE TEAUVILLAISE - 1900m**  
**mercredi 8 janvier 2020 - 16:15**

Cheval **MUTARABBY**  
 Jockey **PC. BOUDOT**  
 Rang d'arrivée **10**  
 Temps de parcours **02:00.77**  
 Tronçon le plus rapide **00:11.34** (tronçon 400m - 200m)  
 Vitesse maximale **65.45** (tronçon 400m - 200m)  
 Vitesse moyenne **56.5**

**Données de tracking**

Tronçons de 200m	DEP 1800m	1800m 1600m	1600m 1400m	1400m 1200m	1200m 1000m	1000m 800m	800m 600m	600m 400m	400m 200m	200m ARR
<b>Temps de parcours</b>	<b>00:08.39</b>	<b>00:20.86</b>	<b>00:33.65</b>	<b>00:46.85</b>	<b>00:59.43</b>	<b>01:11.93</b>	<b>01:24.75</b>	<b>01:36.63</b>	<b>01:47.97</b>	<b>02:00.77</b>
Temps du tronçon	00:08.39	00:12.46	00:12.79	00:13.19	00:12.58	00:12.50	00:12.81	00:11.87	00:11.34	00:12.80
<b>Vitesse moyenne</b>	39.5	57.5	56.4	54.6	57.4	57.6	56.3	61	63.3	56.7

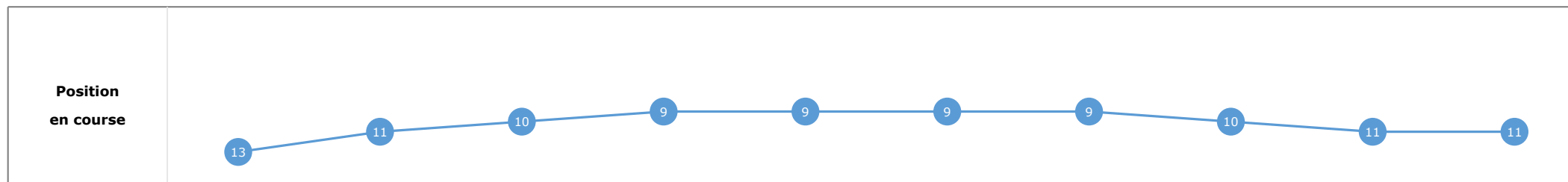
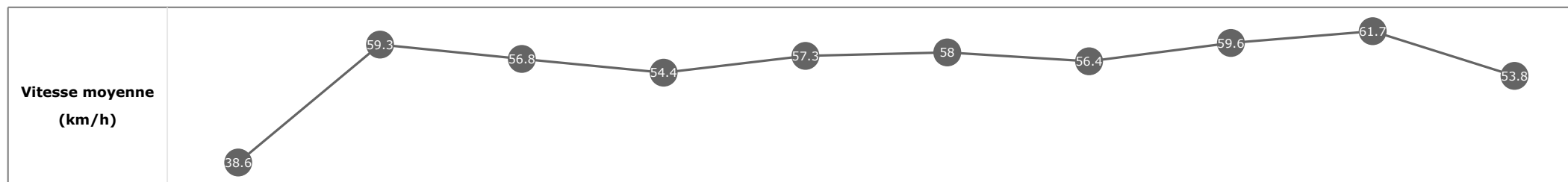


**Statistiques Tracking**  
**CHANTILLY**  
**C8 - PRIX DE LA FONTAINE TEAUVILLAISE - 1900m**  
**mercredi 8 janvier 2020 - 16:15**

Cheval **DRAGON'S TEETH**  
 Jockey **I. MENDIZABAL**  
 Rang d'arrivée **11**  
 Temps de parcours **02:01.63**  
 Tronçon le plus rapide **00:11.74** (tronçon 400m - 200m)  
 Vitesse maximale **63.04** (tronçon 400m - 200m)  
 Vitesse moyenne **56.1**

**Données de tracking**

Tronçons de 200m	DEP 1800m	1800m 1600m	1600m 1400m	1400m 1200m	1200m 1000m	1000m 800m	800m 600m	600m 400m	400m 200m	200m ARR
<b>Temps de parcours</b>	<b>00:08.47</b>	<b>00:20.70</b>	<b>00:33.40</b>	<b>00:46.57</b>	<b>00:59.15</b>	<b>01:11.62</b>	<b>01:24.48</b>	<b>01:36.54</b>	<b>01:48.28</b>	<b>02:01.63</b>
Temps du tronçon	00:08.47	00:12.23	00:12.69	00:13.17	00:12.58	00:12.46	00:12.85	00:12.06	00:11.74	00:13.34
<b>Vitesse moyenne</b>	38.6	59.3	56.8	54.4	57.3	58	56.4	59.6	61.7	53.8


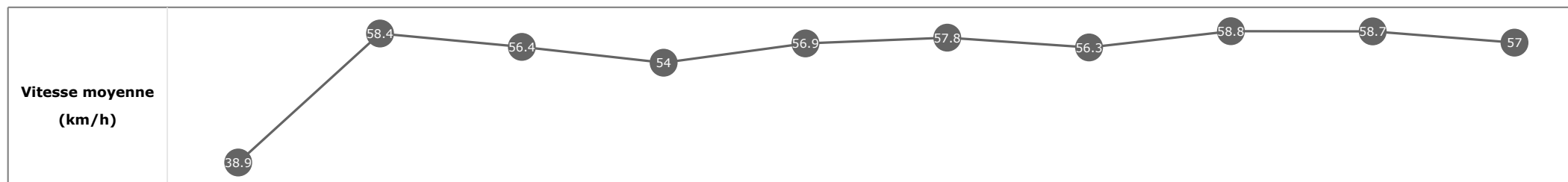


**Statistiques Tracking**  
**CHANTILLY**  
**C8 - PRIX DE LA FONTAINE TEAUVILLAISE - 1900m**  
**mercredi 8 janvier 2020 - 16:15**

Cheval **TREFLE DU NINIAN**  
 Jockey **S. TISON**  
 Rang d'arrivée **12**  
 Temps de parcours **02:02.07**  
 Tronçon le plus rapide **00:12.23** (tronçon 600m - 400m)  
 Vitesse maximale **61.96** (tronçon 400m - 200m)  
 Vitesse moyenne **55.8**

**Données de tracking**

Tronçons de 200m	DEP 1800m	1800m 1600m	1600m 1400m	1400m 1200m	1200m 1000m	1000m 800m	800m 600m	600m 400m	400m 200m	200m ARR
<b>Temps de parcours</b>	<b>00:08.45</b>	<b>00:20.76</b>	<b>00:33.60</b>	<b>00:46.97</b>	<b>00:59.60</b>	<b>01:12.08</b>	<b>01:24.88</b>	<b>01:37.11</b>	<b>01:49.35</b>	<b>02:02.07</b>
Temps du tronçon	00:08.45	00:12.31	00:12.83	00:13.37	00:12.63	00:12.48	00:12.79	00:12.23	00:12.23	00:12.72
<b>Vitesse moyenne</b>	38.9	58.4	56.4	54	56.9	57.8	56.3	58.8	58.7	57

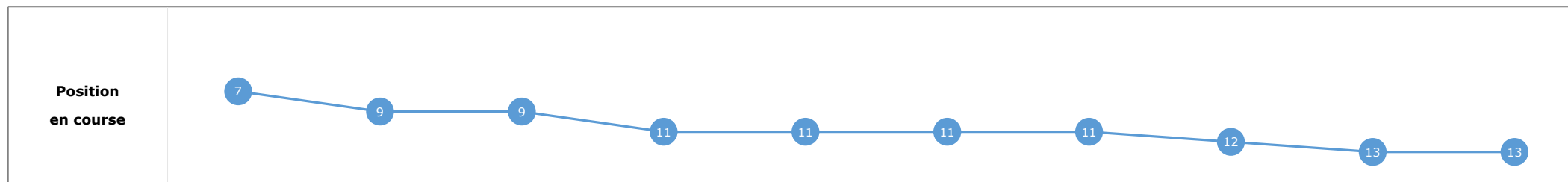
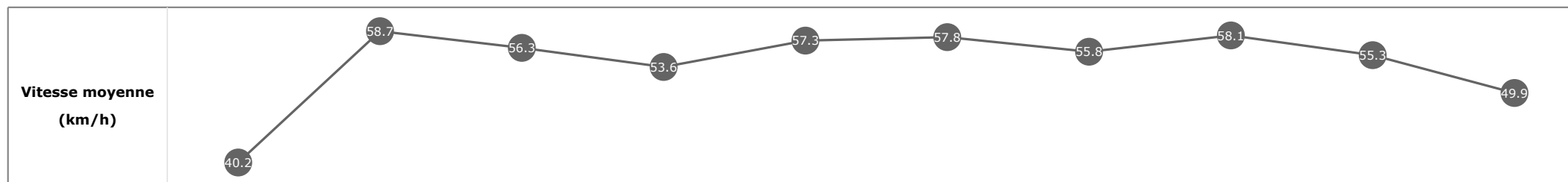


**Statistiques Tracking**  
**CHANTILLY**  
**C8 - PRIX DE LA FONTAINE TEAUVILLAISE - 1900m**  
**mercredi 8 janvier 2020 - 16:15**

Cheval **JAZZ WARRIOR**  
 Jockey **C. MIETTE**  
 Rang d'arrivée **13**  
 Temps de parcours **02:04.60**  
 Tronçon le plus rapide **00:12.19** (tronçon 1800m - 1600m)  
 Vitesse maximale **63.00** (tronçon 1800m - 1600m)  
 Vitesse moyenne **54.7**

**Données de tracking**

Tronçons de 200m	DEP 1800m	1800m 1600m	1600m 1400m	1400m 1200m	1200m 1000m	1000m 800m	800m 600m	600m 400m	400m 200m	200m ARR
<b>Temps de parcours</b>	<b>00:08.28</b>	<b>00:20.47</b>	<b>00:33.26</b>	<b>00:46.73</b>	<b>00:59.31</b>	<b>01:11.79</b>	<b>01:24.65</b>	<b>01:37.07</b>	<b>01:50.14</b>	<b>02:04.60</b>
Temps du tronçon	00:08.28	00:12.19	00:12.79	00:13.46	00:12.58	00:12.47	00:12.86	00:12.41	00:13.07	00:14.46
<b>Vitesse moyenne</b>	40.2	58.7	56.3	53.6	57.3	57.8	55.8	58.1	55.3	49.9



Statistiques Tracking  
**CHANTILLY**  
**C8 - PRIX DE LA FONTAINE TEAUVILLAISE - 1900m**  
**mercredi 8 janvier 2020 - 16:15**

Cheval **GLORIOUS WARRIOR**  
 Jockey NON PARTANT  
 Rang d'arrivée **0**  
 Temps de parcours **00:00.00**  
 Tronçon le plus rapide  
 Vitesse maximale  
 Vitesse moyenne

**Données de tracking**

Tronçons de 200m	0m	0m	0m	0m	0m	0m	0m	0m	0m	0m	0m
	ARR	ARR	ARR	ARR	ARR	ARR	ARR	ARR	ARR	ARR	ARR
<b>Temps de parcours</b>											
Temps du tronçon											
<b>Vitesse moyenne</b>											

<b>Vitesse moyenne (km/h)</b>	
-----------------------------------	--

<b>Position en course</b>	
-------------------------------	--