

Statistiques Tracking  
DEAUVILLE  
C1 - PRIX SWAIN - 2500m  
samedi 11 janvier 2020 - 11:45

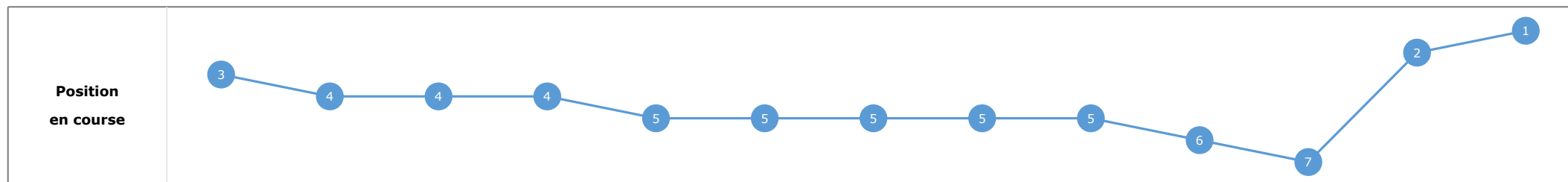
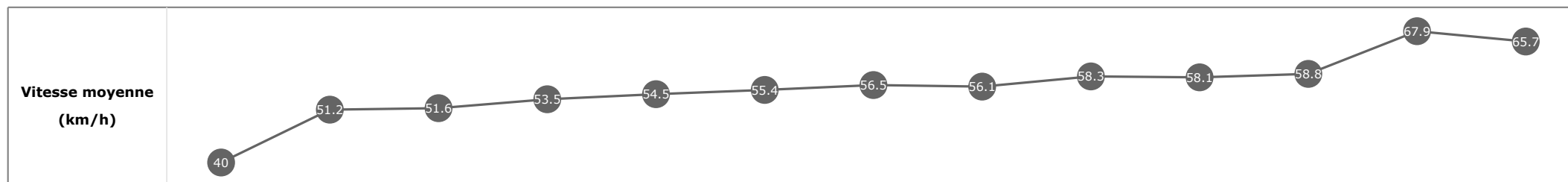
Partant (corde)	Cheval	Arrivée officielle	Tronçons de 200m Temps passage en tête Durée du tronçon		DEP - 1000m	1000m - 800m	800m - 600m	600m - 400m	400m - 200m	200m - ARR	Temps officiel	Derniers 600m	Parcouru vs. 1er
			Vitesse Max	200m les plus rapides	01:43.13 01:43.13	01:55.62 00:12.49	02:08.10 00:12.47	02:20.35 00:12.24	02:31.48 00:11.12	02:42.66 00:11.18			
2 (4)	<b>TIME SHANAKILL</b> C. SOUMILLON	1	70.24 T5	00:10.55 T5	<b>01:44.04</b> 5 01:44.04	<b>01:56.44</b> 5 00:12.39	<b>02:08.86</b> 6 00:12.42	<b>02:21.08</b> 7 00:12.21	<b>02:31.63</b> 2 00:10.55	<b>02:42.66</b> 00:11.03	2'42"59	00:33.80	
6 (6)	<b>DELSHEER</b> A. CHESNEAU	2	69.62 T5	00:10.79 T5	<b>01:44.33</b> 7 01:44.33	<b>01:56.74</b> 7 00:12.40	<b>02:08.99</b> 7 00:12.25	<b>02:20.69</b> 3 00:11.69	<b>02:31.48</b> 1 00:10.79	<b>02:42.73</b> 00:11.25	2'42"60	00:33.73	2.13
4 (2)	<b>GLORY DAYS</b> M. JUSTUM	3	66.38 T5	00:11.17 T5	<b>01:43.47</b> 2 01:43.47	<b>01:55.88</b> 2 00:12.40	<b>02:08.36</b> 2 00:12.48	<b>02:20.55</b> 2 00:12.18	<b>02:31.72</b> 4 00:11.17	<b>02:42.98</b> 00:11.26	2'42"88	00:34.62	-3.08
5 (1)	<b>GREAT TONIO</b> E. HARDOUIN	4	67.50 T6	00:11.06 T5	<b>01:43.79</b> 4 01:43.79	<b>01:56.13</b> 3 00:12.33	<b>02:08.50</b> 3 00:12.37	<b>02:20.73</b> 4 00:12.22	<b>02:31.80</b> 5 00:11.06	<b>02:43.06</b> 00:11.25	2'42"89	00:34.55	-4.79
1 (5)	<b>SAN SALVADOR</b> S. VOGT	5	66.17 T5	00:11.31 T5	<b>01:43.13</b> 1 01:43.13	<b>01:55.62</b> 1 00:12.49	<b>02:08.10</b> 1 00:12.47	<b>02:20.35</b> 1 00:12.24	<b>02:31.66</b> 3 00:11.31	<b>02:43.11</b> 00:11.44	2'42"96	00:35.00	-2.76
3 (3)	<b>DANCE THE BLUES</b> M. VIDOTTO	6	66.85 T5	00:11.28 T5	<b>01:44.22</b> 6 01:44.22	<b>01:56.59</b> 6 00:12.36	<b>02:08.83</b> 5 00:12.24	<b>02:20.93</b> 6 00:12.10	<b>02:32.21</b> 6 00:11.28	<b>02:43.88</b> 00:11.67	2'43"73	00:35.05	-3.67
7 (7)	<b>REBECAMILLE</b> G. GUEDJ-GAY	7	66.13 T5	00:11.43 T5	<b>01:43.77</b> 3 01:43.77	<b>01:56.28</b> 4 00:12.51	<b>02:08.66</b> 4 00:12.37	<b>02:20.93</b> 5 00:12.26	<b>02:32.36</b> 7 00:11.43	<b>02:44.36</b> 00:12.00	2'44"18	00:35.70	-1.51

**Statistiques Tracking**  
**DEAUVILLE**  
**C1 - PRIX SWAIN - 2500m**  
**samedi 11 janvier 2020 - 11:45**

Cheval **TIME SHANAKILL**  
 Jockey **C. SOUMILLON**  
 Rang d'arrivée **1**  
 Temps de parcours **02:42.66**  
 Tronçon le plus rapide **00:10.55** (tronçon 400m - 200m)  
 Vitesse maximale **70.24** (tronçon 400m - 200m)  
 Vitesse moyenne **55.8**

**Données de tracking**

Tronçons de 200m	DEP 2400m	2400m 2200m	2200m 2000m	2000m 1800m	1800m 1600m	1600m 1400m	1400m 1200m	1200m 1000m	1000m 800m	800m 600m	600m 400m	400m 200m	200m ARR
<b>Temps de parcours</b>	<b>00:10.50</b>	<b>00:24.53</b>	<b>00:38.54</b>	<b>00:52.16</b>	<b>01:05.39</b>	<b>01:18.42</b>	<b>01:31.26</b>	<b>01:44.04</b>	<b>01:56.44</b>	<b>02:08.86</b>	<b>02:21.08</b>	<b>02:31.63</b>	<b>02:42.66</b>
Temps du tronçon	00:10.55	00:14.03	00:14.01	00:13.62	00:13.22	00:13.03	00:12.83	00:12.77	00:12.39	00:12.42	00:12.21	00:10.55	00:11.03
<b>Vitesse moyenne</b>	40	51.2	51.6	53.5	54.5	55.4	56.5	56.1	58.3	58.1	58.8	67.9	65.7


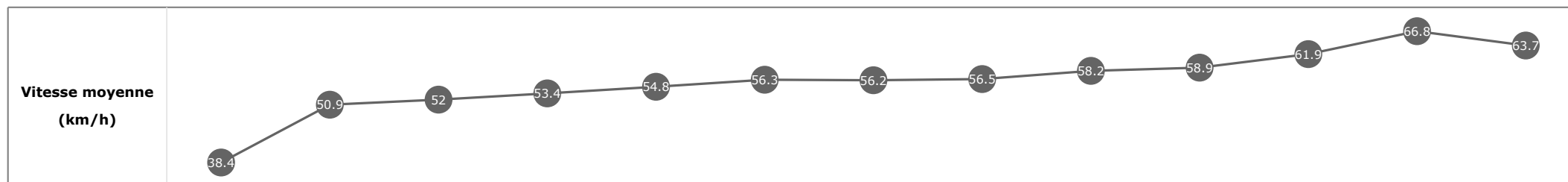


**Statistiques Tracking**  
**DEAUVILLE**  
**C1 - PRIX SWAIN - 2500m**  
**samedi 11 janvier 2020 - 11:45**

Cheval **DELSHEER**  
 Jockey **A. CHESNEAU**  
 Rang d'arrivée **2**  
 Temps de parcours **02:42.73**  
 Tronçon le plus rapide **00:10.79** (tronçon 400m - 200m)  
 Vitesse maximale **69.62** (tronçon 400m - 200m)  
 Vitesse moyenne **55.9**

**Données de tracking**

Tronçons de 200m	DEP 2400m	2400m 2200m	2200m 2000m	2000m 1800m	1800m 1600m	1600m 1400m	1400m 1200m	1200m 1000m	1000m 800m	800m 600m	600m 400m	400m 200m	200m ARR
<b>Temps de parcours</b>	<b>00:10.98</b>	<b>00:25.11</b>	<b>00:39.06</b>	<b>00:52.65</b>	<b>01:05.82</b>	<b>01:18.72</b>	<b>01:31.54</b>	<b>01:44.33</b>	<b>01:56.74</b>	<b>02:08.99</b>	<b>02:20.69</b>	<b>02:31.48</b>	<b>02:42.73</b>
Temps du tronçon	00:11.03	00:14.13	00:13.95	00:13.58	00:13.16	00:12.90	00:12.81	00:12.79	00:12.40	00:12.25	00:11.69	00:10.79	00:11.25
<b>Vitesse moyenne</b>	38.4	50.9	52	53.4	54.8	56.3	56.2	56.5	58.2	58.9	61.9	66.8	63.7

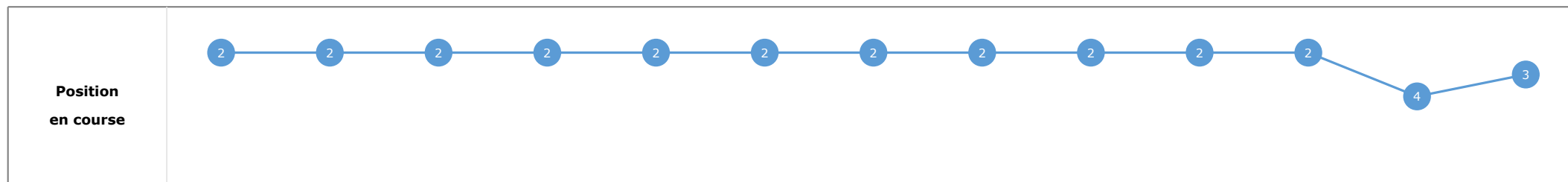
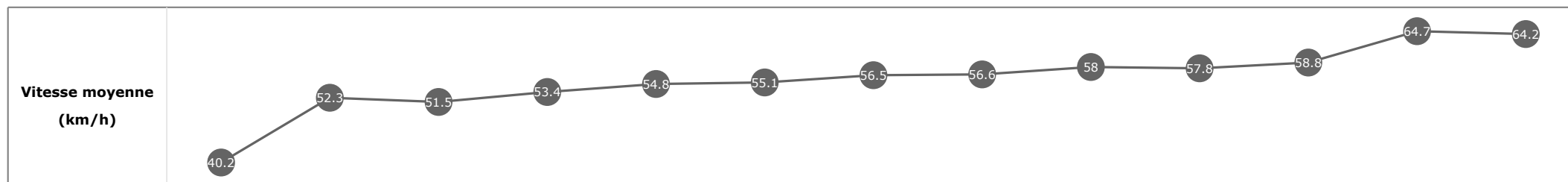


**Statistiques Tracking**  
**DEAUVILLE**  
**C1 - PRIX SWAIN - 2500m**  
**samedi 11 janvier 2020 - 11:45**

Cheval **GLORY DAYS**  
 Jockey **M. JUSTUM**  
 Rang d'arrivée **3**  
 Temps de parcours **02:42.98**  
 Tronçon le plus rapide **00:11.17** (tronçon 400m - 200m)  
 Vitesse maximale **66.38** (tronçon 400m - 200m)  
 Vitesse moyenne **55.7**

**Données de tracking**

Tronçons de 200m	DEP 2400m	2400m 2200m	2200m 2000m	2000m 1800m	1800m 1600m	1600m 1400m	1400m 1200m	1200m 1000m	1000m 800m	800m 600m	600m 400m	400m 200m	200m ARR
<b>Temps de parcours</b>	<b>00:10.48</b>	<b>00:24.22</b>	<b>00:38.21</b>	<b>00:51.76</b>	<b>01:04.83</b>	<b>01:17.92</b>	<b>01:30.70</b>	<b>01:43.47</b>	<b>01:55.88</b>	<b>02:08.36</b>	<b>02:20.55</b>	<b>02:31.72</b>	<b>02:42.98</b>
Temps du tronçon	00:10.53	00:13.74	00:13.99	00:13.54	00:13.07	00:13.08	00:12.78	00:12.76	00:12.40	00:12.48	00:12.18	00:11.17	00:11.26
<b>Vitesse moyenne</b>	40.2	52.3	51.5	53.4	54.8	55.1	56.5	56.6	58	57.8	58.8	64.7	64.2

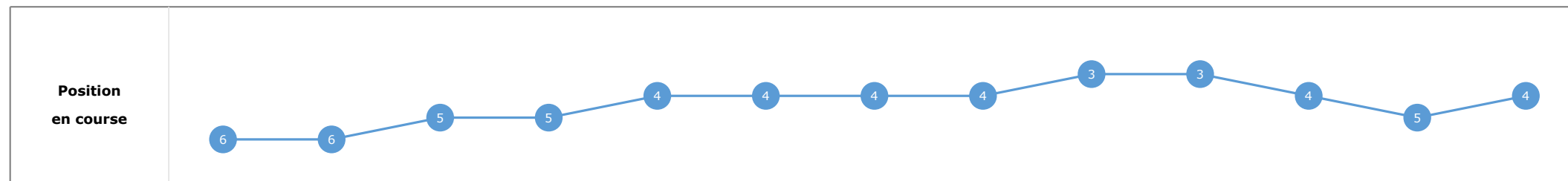
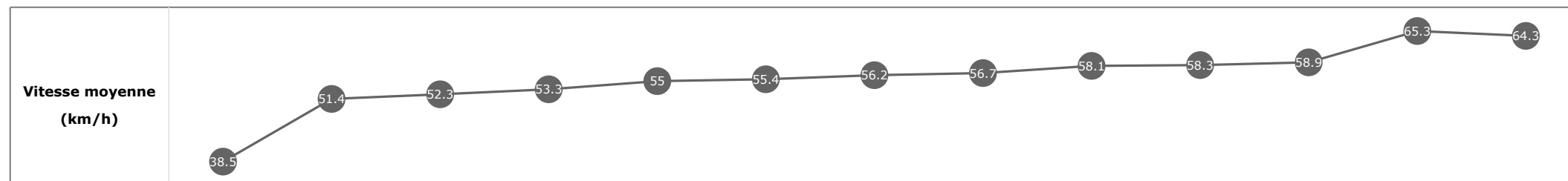


**Statistiques Tracking**  
**DEAUVILLE**  
**C1 - PRIX SWAIN - 2500m**  
**samedi 11 janvier 2020 - 11:45**

Cheval **GREAT TONIO**  
 Jockey **E. HARDOUIN**  
 Rang d'arrivée **4**  
 Temps de parcours **02:43.06**  
 Tronçon le plus rapide **00:11.06** (tronçon 400m - 200m)  
 Vitesse maximale **67.50** (tronçon 200m - ARR)  
 Vitesse moyenne **55.6**

**Données de tracking**

Tronçons de 200m	DEP 2400m	2400m 2200m	2200m 2000m	2000m 1800m	1800m 1600m	1600m 1400m	1400m 1200m	1200m 1000m	1000m 800m	800m 600m	600m 400m	400m 200m	200m ARR
<b>Temps de parcours</b>	<b>00:10.90</b>	<b>00:24.92</b>	<b>00:38.70</b>	<b>00:52.19</b>	<b>01:05.23</b>	<b>01:18.28</b>	<b>01:31.04</b>	<b>01:43.79</b>	<b>01:56.13</b>	<b>02:08.50</b>	<b>02:20.73</b>	<b>02:31.80</b>	<b>02:43.06</b>
Temps du tronçon	00:10.95	00:14.01	00:13.78	00:13.48	00:13.04	00:13.04	00:12.75	00:12.75	00:12.33	00:12.37	00:12.22	00:11.06	00:11.25
<b>Vitesse moyenne</b>	38.5	51.4	52.3	53.3	55	55.4	56.2	56.7	58.1	58.3	58.9	65.3	64.3

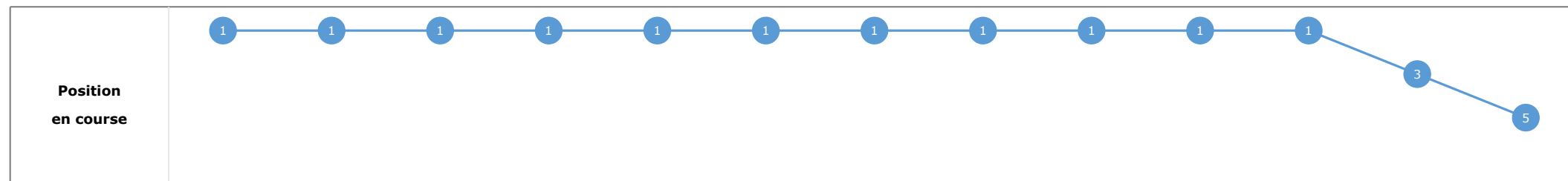
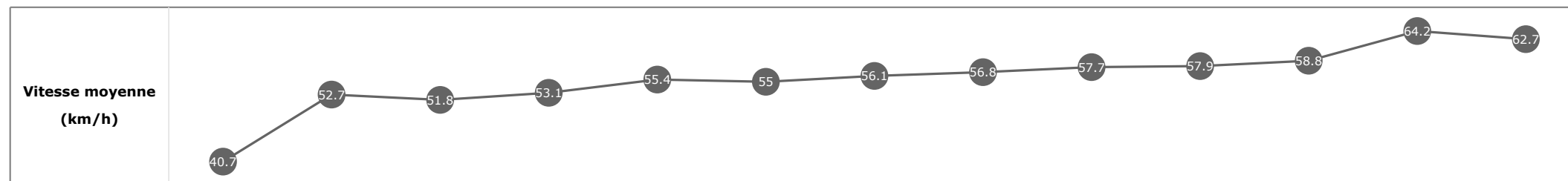


**Statistiques Tracking**  
**DEAUVILLE**  
**C1 - PRIX SWAIN - 2500m**  
**samedi 11 janvier 2020 - 11:45**

Cheval **SAN SALVADOR**  
 Jockey **S. VOGT**  
 Rang d'arrivée **5**  
 Temps de parcours **02:43.11**  
 Tronçon le plus rapide **00:11.31** (tronçon 400m - 200m)  
 Vitesse maximale **66.17** (tronçon 400m - 200m)  
 Vitesse moyenne **55.6**

**Données de tracking**

Tronçons de 200m	DEP 2400m	2400m 2200m	2200m 2000m	2000m 1800m	1800m 1600m	1600m 1400m	1400m 1200m	1200m 1000m	1000m 800m	800m 600m	600m 400m	400m 200m	200m ARR
<b>Temps de parcours</b>	<b>00:10.37</b>	<b>00:23.95</b>	<b>00:37.92</b>	<b>00:51.51</b>	<b>01:04.56</b>	<b>01:17.66</b>	<b>01:30.43</b>	<b>01:43.13</b>	<b>01:55.62</b>	<b>02:08.10</b>	<b>02:20.35</b>	<b>02:31.66</b>	<b>02:43.11</b>
Temps du tronçon	00:10.42	00:13.58	00:13.96	00:13.59	00:13.04	00:13.09	00:12.77	00:12.69	00:12.49	00:12.47	00:12.24	00:11.31	00:11.44
<b>Vitesse moyenne</b>	40.7	52.7	51.8	53.1	55.4	55	56.1	56.8	57.7	57.9	58.8	64.2	62.7

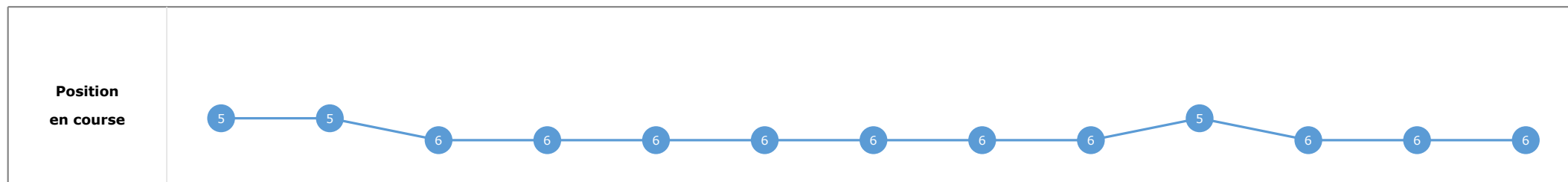
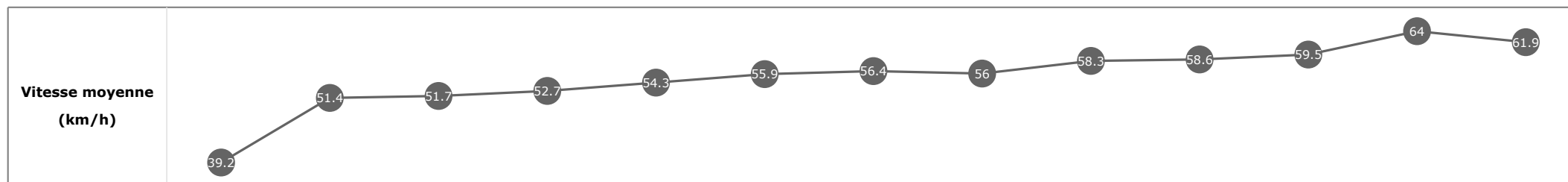


**Statistiques Tracking**  
**DEAUVILLE**  
**C1 - PRIX SWAIN - 2500m**  
**samedi 11 janvier 2020 - 11:45**

Cheval **DANCE THE BLUES**  
 Jockey **M. VIDOTTO**  
 Rang d'arrivée **6**  
 Temps de parcours **02:43.88**  
 Tronçon le plus rapide **00:11.28** (tronçon 400m - 200m)  
 Vitesse maximale **66.85** (tronçon 400m - 200m)  
 Vitesse moyenne **55.3**

**Données de tracking**

Tronçons de 200m	DEP 2400m	2400m 2200m	2200m 2000m	2000m 1800m	1800m 1600m	1600m 1400m	1400m 1200m	1200m 1000m	1000m 800m	800m 600m	600m 400m	400m 200m	200m ARR
<b>Temps de parcours</b>	<b>00:10.77</b>	<b>00:24.79</b>	<b>00:38.76</b>	<b>00:52.41</b>	<b>01:05.64</b>	<b>01:18.55</b>	<b>01:31.39</b>	<b>01:44.22</b>	<b>01:56.59</b>	<b>02:08.83</b>	<b>02:20.93</b>	<b>02:32.21</b>	<b>02:43.88</b>
Temps du tronçon	00:10.82	00:14.02	00:13.97	00:13.64	00:13.23	00:12.90	00:12.83	00:12.83	00:12.36	00:12.24	00:12.10	00:11.28	00:11.67
<b>Vitesse moyenne</b>	39.2	51.4	51.7	52.7	54.3	55.9	56.4	56	58.3	58.6	59.5	64	61.9



**Statistiques Tracking**  
**DEAUVILLE**  
**C1 - PRIX SWAIN - 2500m**  
**samedi 11 janvier 2020 - 11:45**

Cheval **REBECAMILLE**  
 Jockey G. GUEDJ-GAY  
 Rang d'arrivée **7**  
 Temps de parcours **02:44.36**  
 Tronçon le plus rapide **00:11.43** (tronçon 400m - 200m)  
 Vitesse maximale **66.13** (tronçon 400m - 200m)  
 Vitesse moyenne **55.2**

**Données de tracking**

Tronçons de 200m	DEP 2400m	2400m 2200m	2200m 2000m	2000m 1800m	1800m 1600m	1600m 1400m	1400m 1200m	1200m 1000m	1000m 800m	800m 600m	600m 400m	400m 200m	200m ARR
<b>Temps de parcours</b>	<b>00:10.54</b>	<b>00:24.24</b>	<b>00:38.29</b>	<b>00:51.93</b>	<b>01:05.07</b>	<b>01:18.19</b>	<b>01:31.03</b>	<b>01:43.77</b>	<b>01:56.28</b>	<b>02:08.66</b>	<b>02:20.93</b>	<b>02:32.36</b>	<b>02:44.36</b>
Temps du tronçon	00:10.59	00:13.70	00:14.04	00:13.64	00:13.13	00:13.11	00:12.84	00:12.74	00:12.51	00:12.37	00:12.26	00:11.43	00:12.00
<b>Vitesse moyenne</b>	39.6	52.6	51.7	52.9	55.2	54.8	55.9	56.9	57.6	58.3	58.4	63.4	59.9

