

Statistiques Tracking
DEAUVILLE
C4 - PRIX DE BEAUFOSSE - 2500m
samedi 11 janvier 2020 - 13:20

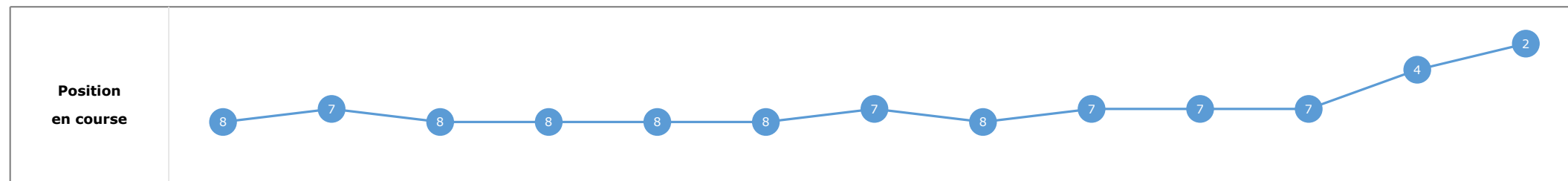
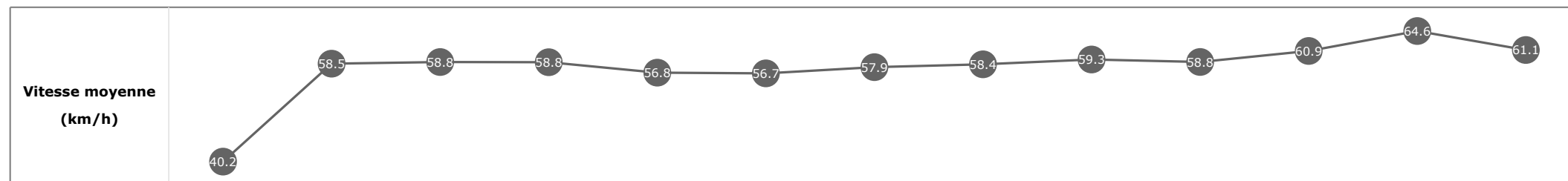
Partant (corde)	Cheval	Arrivée officielle	Tronçons de 200m Temps passage en tête Durée du tronçon		DEP - 1000m	1000m - 800m	800m - 600m	600m - 400m	400m - 200m	200m - ARR	Temps officiel	Derniers 600m	Parcouru vs. 1er
			Vitesse Max	200m les plus rapides	T1	T2	T3	T4	T5	T6			
5 (4)	PUTUMAYO H. BESNIER	1	66.28 T5	00:11.22 T5	01:37.51 8 01:37.51	01:49.57 7 00:12.06	02:01.84 7 00:12.27	02:13.78 7 00:11.93	02:25.01 4 00:11.22	02:36.70 00:11.69	2'36"03	00:34.86	
8 (8)	MUNAWER T. THULLIEZ	2	65.63 T5	00:11.34 T5	01:37.36 7 01:37.36	01:49.41 6 00:12.04	02:01.41 4 00:11.99	02:13.35 2 00:11.93	02:24.69 2 00:11.34	02:36.56 00:11.86	2'36"10	00:35.15	0.34
1 (9)	LAND OF MIND B. FLANDRIN	3	64.44 T6	00:11.51 T5	01:36.60 2 01:36.60	01:48.94 2 00:12.34	02:01.17 2 00:12.22	02:13.18 1 00:12.01	02:24.69 1 00:11.51	02:36.72 00:12.03	2'36"15	00:35.55	2.36
3 (5)	ARCTIC CERCLE W. SARAIVA	4	66.06 T5	00:11.39 T5	01:36.85 3 01:36.85	01:49.10 3 00:12.24	02:01.40 3 00:12.30	02:13.44 3 00:12.04	02:24.83 3 00:11.39	02:36.86 00:12.02	2'36"22	00:35.46	-2.03
2 (7)	MEHZAM F. PANICUCCI	5	65.12 T5	00:11.50 T5	01:37.21 5 01:37.21	01:49.40 5 00:12.19	02:01.58 5 00:12.17	02:13.52 5 00:11.94	02:25.02 5 00:11.50	02:37.38 00:12.35	2'36"81	00:35.80	1.79
4 (11)	BAMAXSAR M. JUSTUM	6	65.05 T5	00:11.42 T5	01:37.82 10 01:37.82	01:49.95 10 00:12.12	02:02.10 9 00:12.15	02:14.09 8 00:11.99	02:25.52 6 00:11.42	02:37.52 00:12.00	2'36"95	00:35.42	4.67
7 (10)	MEDAYAG S. LAURENT	7	64.33 T5	00:11.85 T5	01:37.06 4 01:37.06	01:49.25 4 00:12.18	02:01.66 6 00:12.41	02:13.78 6 00:12.11	02:25.64 8 00:11.85	02:38.31 00:12.66	2'37"65	00:36.64	3.11
6 (2)	KING NONANTAIS A. COUTIER	8	62.60 T1	00:12.01 T1	01:36.43 1 01:36.43	01:48.79 1 00:12.35	02:01.09 1 00:12.30	02:13.50 4 00:12.41	02:25.61 7 00:12.10	02:38.31 00:12.70	2'37"65	00:37.21	-0.14
9 (1)	BELEAVE YOU M. NOBILI	9	64.15 T5	00:11.65 T5	01:37.66 9 01:37.66	01:49.86 9 00:12.19	02:02.22 10 00:12.36	02:14.36 10 00:12.14	02:26.02 9 00:11.65	02:38.49 00:12.47	2'37"82	00:36.26	4.07
11 (6)	ZAWIANA A. MASSIN	10	63.04 T5	00:11.90 T5	01:37.36 6 01:37.36	01:49.63 8 00:12.27	02:01.95 8 00:12.31	02:14.16 9 00:12.21	02:26.06 10 00:11.90	02:38.83 00:12.77	2'38"16	00:36.88	0.88
10 (3)	FLEUR D'ANGE J. MARIEN	11	62.64 T1	00:12.10 T2	01:38.09 11 01:38.09	01:50.20 11 00:12.10	02:02.54 11 00:12.34	02:15.92 11 00:13.37	02:29.95 11 00:14.02	02:45.78 00:15.83	2'45"67	00:43.23	6.28

Statistiques Tracking
DEAUVILLE
C4 - PRIX DE BEAUFOSSE - 2500m
samedi 11 janvier 2020 - 13:20

Cheval **PUTUMAYO**
 Jockey **H. BESNIER**
 Rang d'arrivée **1**
 Temps de parcours **02:36.70**
 Tronçon le plus rapide **00:11.22** (tronçon 400m - 200m)
 Vitesse maximale **66.28** (tronçon 400m - 200m)
 Vitesse moyenne **57.9**

Données de tracking

Tronçons de 200m	DEP 2400m	2400m 2200m	2200m 2000m	2000m 1800m	1800m 1600m	1600m 1400m	1400m 1200m	1200m 1000m	1000m 800m	800m 600m	600m 400m	400m 200m	200m ARR
Temps de parcours	00:10.39	00:22.70	00:35.06	00:47.30	00:59.97	01:12.67	01:25.10	01:37.51	01:49.57	02:01.84	02:13.78	02:25.01	02:36.70
Temps du tronçon	00:10.45	00:12.30	00:12.36	00:12.24	00:12.67	00:12.69	00:12.42	00:12.41	00:12.06	00:12.27	00:11.93	00:11.22	00:11.69
Vitesse moyenne	40.2	58.5	58.8	58.8	56.8	56.7	57.9	58.4	59.3	58.8	60.9	64.6	61.1


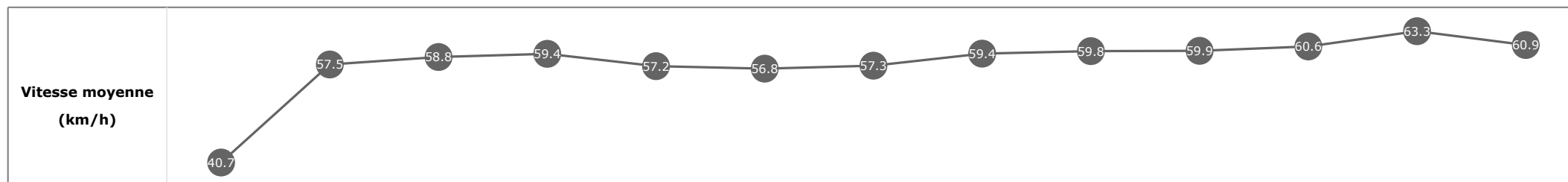


Statistiques Tracking
DEAUVILLE
C4 - PRIX DE BEAUFOSSE - 2500m
samedi 11 janvier 2020 - 13:20

Cheval **MUNAWER**
 Jockey **T. THULLIEZ**
 Rang d'arrivée **2**
 Temps de parcours **02:36.56**
 Tronçon le plus rapide **00:11.34** (tronçon 400m - 200m)
 Vitesse maximale **65.63** (tronçon 400m - 200m)
 Vitesse moyenne **58**

Données de tracking

Tronçons de 200m	DEP 2400m	2400m 2200m	2200m 2000m	2000m 1800m	1800m 1600m	1600m 1400m	1400m 1200m	1200m 1000m	1000m 800m	800m 600m	600m 400m	400m 200m	200m ARR
Temps de parcours	00:10.35	00:22.86	00:35.24	00:47.43	00:59.97	01:12.73	01:25.26	01:37.36	01:49.41	02:01.41	02:13.35	02:24.69	02:36.56
Temps du tronçon	00:10.40	00:12.51	00:12.37	00:12.19	00:12.54	00:12.75	00:12.53	00:12.10	00:12.04	00:11.99	00:11.93	00:11.34	00:11.86
Vitesse moyenne	40.7	57.5	58.8	59.4	57.2	56.8	57.3	59.4	59.8	59.9	60.6	63.3	60.9

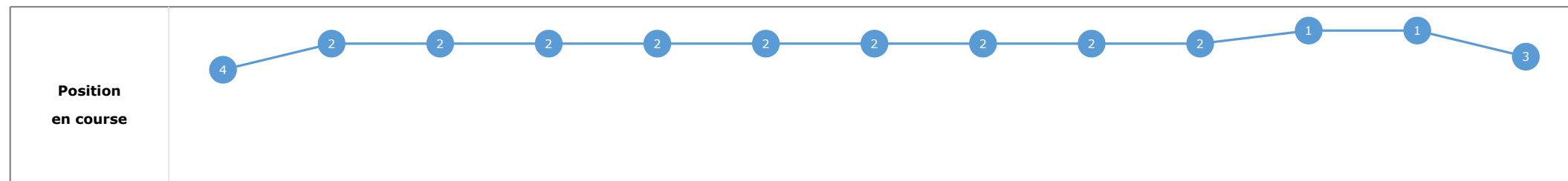
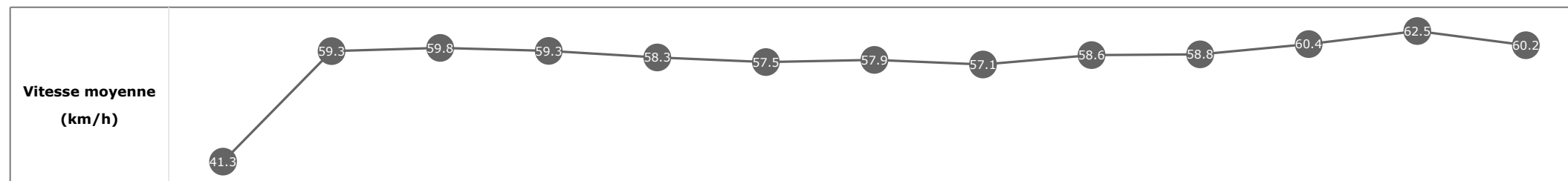


Statistiques Tracking
DEAUVILLE
C4 - PRIX DE BEAUFOSSE - 2500m
samedi 11 janvier 2020 - 13:20

Cheval **LAND OF MIND**
 Jockey **B. FLANDRIN**
 Rang d'arrivée **3**
 Temps de parcours **02:36.72**
 Tronçon le plus rapide **00:11.51** (tronçon 400m - 200m)
 Vitesse maximale **64.44** (tronçon 200m - ARR)
 Vitesse moyenne **58**

Données de tracking

Tronçons de 200m	DEP 2400m	2400m 2200m	2200m 2000m	2000m 1800m	1800m 1600m	1600m 1400m	1400m 1200m	1200m 1000m	1000m 800m	800m 600m	600m 400m	400m 200m	200m ARR
Temps de parcours	00:10.22	00:22.35	00:34.45	00:46.68	00:59.06	01:11.57	01:24.04	01:36.60	01:48.94	02:01.17	02:13.18	02:24.69	02:36.72
Temps du tronçon	00:10.27	00:12.13	00:12.10	00:12.22	00:12.38	00:12.51	00:12.47	00:12.55	00:12.34	00:12.22	00:12.01	00:11.51	00:12.03
Vitesse moyenne	41.3	59.3	59.8	59.3	58.3	57.5	57.9	57.1	58.6	58.8	60.4	62.5	60.2

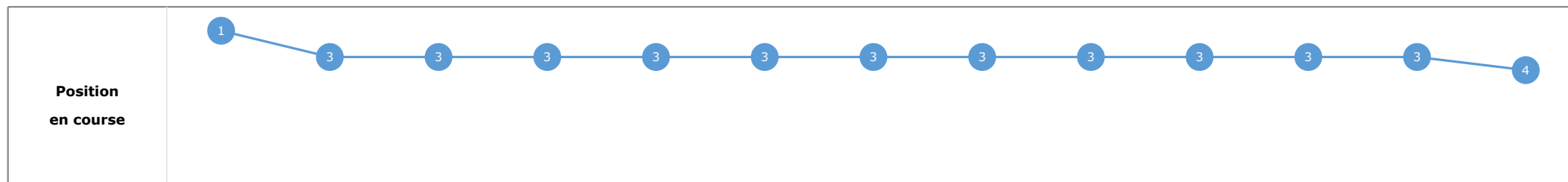
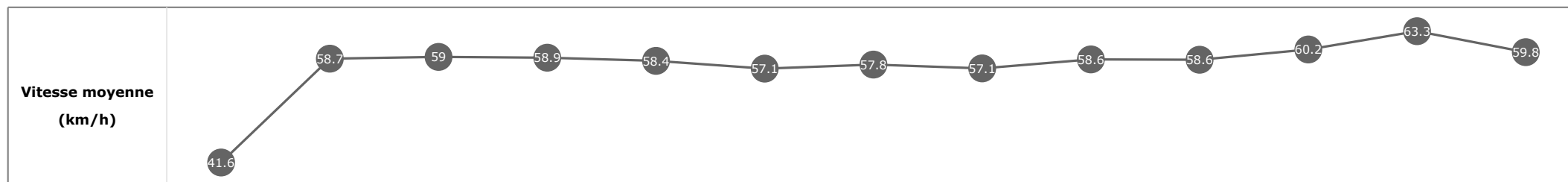


Statistiques Tracking
DEAUVILLE
C4 - PRIX DE BEAUFOSSE - 2500m
samedi 11 janvier 2020 - 13:20

Cheval **ARCTIC CERCLE**
 Jockey **W. SARAIVA**
 Rang d'arrivée **4**
 Temps de parcours **02:36.86**
 Tronçon le plus rapide **00:11.39** (tronçon 400m - 200m)
 Vitesse maximale **66.06** (tronçon 400m - 200m)
 Vitesse moyenne **57.8**

Données de tracking

Tronçons de 200m	DEP 2400m	2400m 2200m	2200m 2000m	2000m 1800m	1800m 1600m	1600m 1400m	1400m 1200m	1200m 1000m	1000m 800m	800m 600m	600m 400m	400m 200m	200m ARR
Temps de parcours	00:10.08	00:22.41	00:34.57	00:46.79	00:59.21	01:11.76	01:24.20	01:36.85	01:49.10	02:01.40	02:13.44	02:24.83	02:36.86
Temps du tronçon	00:10.13	00:12.33	00:12.16	00:12.21	00:12.41	00:12.55	00:12.43	00:12.65	00:12.24	00:12.30	00:12.04	00:11.39	00:12.02
Vitesse moyenne	41.6	58.7	59	58.9	58.4	57.1	57.8	57.1	58.6	58.6	60.2	63.3	59.8


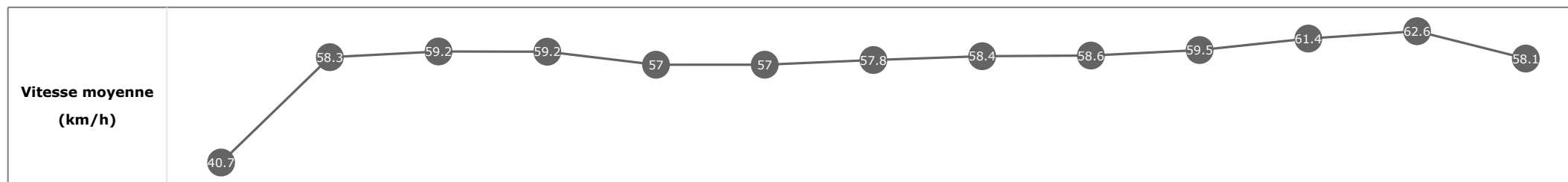


Statistiques Tracking
DEAUVILLE
C4 - PRIX DE BEAUFOSSE - 2500m
samedi 11 janvier 2020 - 13:20

Cheval **MEHZAM**
 Jockey **F. PANICUCCI**
 Rang d'arrivée **5**
 Temps de parcours **02:37.38**
 Tronçon le plus rapide **00:11.50** (tronçon 400m - 200m)
 Vitesse maximale **65.12** (tronçon 400m - 200m)
 Vitesse moyenne **57.7**

Données de tracking

Tronçons de 200m	DEP 2400m	2400m 2200m	2200m 2000m	2000m 1800m	1800m 1600m	1600m 1400m	1400m 1200m	1200m 1000m	1000m 800m	800m 600m	600m 400m	400m 200m	200m ARR
Temps de parcours	00:10.34	00:22.67	00:34.95	00:47.16	00:59.76	01:12.37	01:24.80	01:37.21	01:49.40	02:01.58	02:13.52	02:25.02	02:37.38
Temps du tronçon	00:10.39	00:12.33	00:12.27	00:12.21	00:12.60	00:12.60	00:12.43	00:12.40	00:12.19	00:12.17	00:11.94	00:11.50	00:12.35
Vitesse moyenne	40.7	58.3	59.2	59.2	57	57	57.8	58.4	58.6	59.5	61.4	62.6	58.1

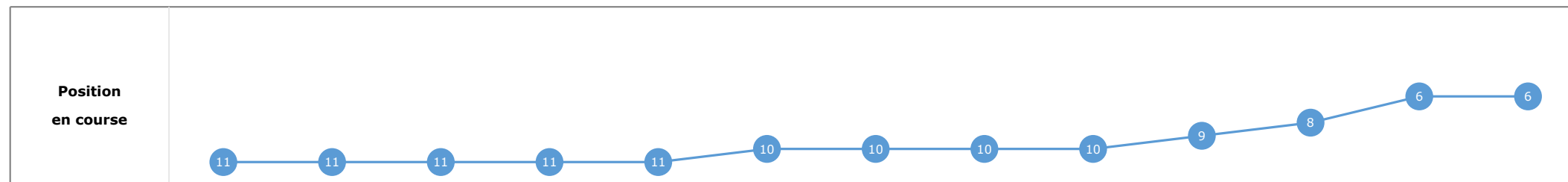
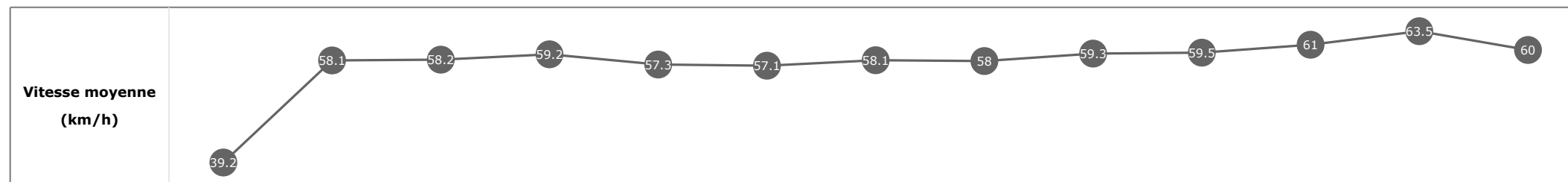


Statistiques Tracking
DEAUVILLE
C4 - PRIX DE BEAUFOSSE - 2500m
samedi 11 janvier 2020 - 13:20

Cheval **BAMAXSAR**
 Jockey **M. JUSTUM**
 Rang d'arrivée **6**
 Temps de parcours **02:37.52**
 Tronçon le plus rapide **00:11.42** (tronçon 400m - 200m)
 Vitesse maximale **65.05** (tronçon 400m - 200m)
 Vitesse moyenne **57.7**

Données de tracking

Tronçons de 200m	DEP 2400m	2400m 2200m	2200m 2000m	2000m 1800m	1800m 1600m	1600m 1400m	1400m 1200m	1200m 1000m	1000m 800m	800m 600m	600m 400m	400m 200m	200m ARR
Temps de parcours	00:10.68	00:23.09	00:35.57	00:47.76	01:00.34	01:12.96	01:25.41	01:37.82	01:49.95	02:02.10	02:14.09	02:25.52	02:37.52
Temps du tronçon	00:10.74	00:12.40	00:12.47	00:12.18	00:12.58	00:12.61	00:12.45	00:12.41	00:12.12	00:12.15	00:11.99	00:11.42	00:12.00
Vitesse moyenne	39.2	58.1	58.2	59.2	57.3	57.1	58.1	58	59.3	59.5	61	63.5	60

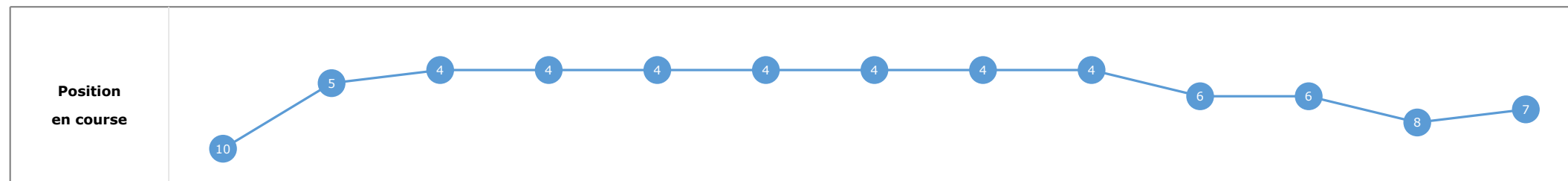
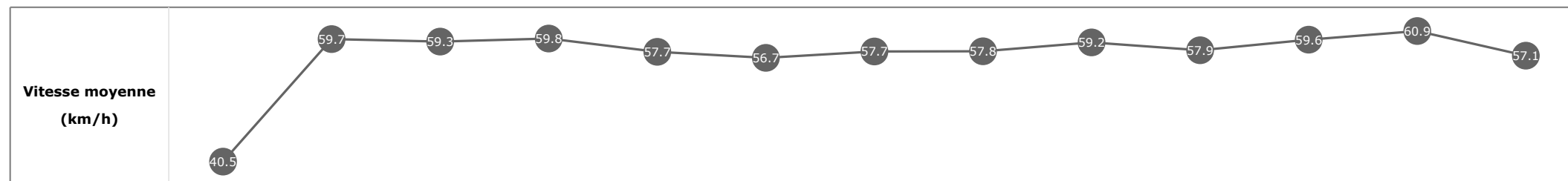


Statistiques Tracking
DEAUVILLE
C4 - PRIX DE BEAUFOSSE - 2500m
samedi 11 janvier 2020 - 13:20

Cheval **MEDAYAG**
 Jockey **S. LAURENT**
 Rang d'arrivée **7**
 Temps de parcours **02:38.31**
 Tronçon le plus rapide **00:11.85** (tronçon 400m - 200m)
 Vitesse maximale **64.33** (tronçon 400m - 200m)
 Vitesse moyenne **57.4**

Données de tracking

Tronçons de 200m	DEP 2400m	2400m 2200m	2200m 2000m	2000m 1800m	1800m 1600m	1600m 1400m	1400m 1200m	1200m 1000m	1000m 800m	800m 600m	600m 400m	400m 200m	200m ARR
Temps de parcours	00:10.43	00:22.52	00:34.69	00:46.93	00:59.44	01:12.14	01:24.63	01:37.06	01:49.25	02:01.66	02:13.78	02:25.64	02:38.31
Temps du tronçon	00:10.48	00:12.09	00:12.16	00:12.24	00:12.50	00:12.69	00:12.49	00:12.43	00:12.18	00:12.41	00:12.11	00:11.85	00:12.66
Vitesse moyenne	40.5	59.7	59.3	59.8	57.7	56.7	57.7	57.8	59.2	57.9	59.6	60.9	57.1

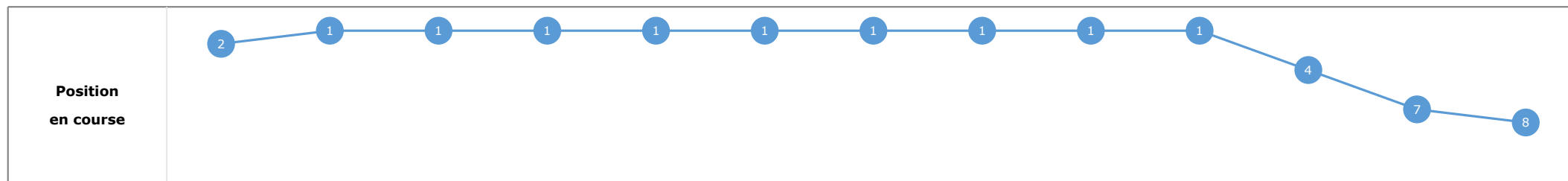
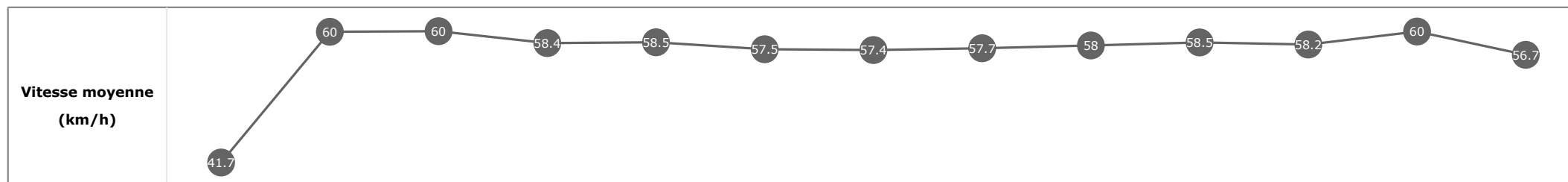


Statistiques Tracking
DEAUVILLE
C4 - PRIX DE BEAUFOSSE - 2500m
samedi 11 janvier 2020 - 13:20

Cheval **KING NONANTAIS**
 Jockey **A. COUTIER**
 Rang d'arrivée **8**
 Temps de parcours **02:38.31**
 Tronçon le plus rapide **00:12.01** (tronçon 2400m - 2200m)
 Vitesse maximale **62.60** (tronçon 2200m - 2000m)
 Vitesse moyenne **57.3**

Données de tracking

Tronçons de 200m	DEP 2400m	2400m 2200m	2200m 2000m	2000m 1800m	1800m 1600m	1600m 1400m	1400m 1200m	1200m 1000m	1000m 800m	800m 600m	600m 400m	400m 200m	200m ARR
Temps de parcours	00:10.13	00:22.14	00:34.21	00:46.50	00:58.91	01:11.42	01:23.89	01:36.43	01:48.79	02:01.09	02:13.50	02:25.61	02:38.31
Temps du tronçon	00:10.18	00:12.01	00:12.06	00:12.29	00:12.40	00:12.51	00:12.47	00:12.54	00:12.35	00:12.30	00:12.41	00:12.10	00:12.70
Vitesse moyenne	41.7	60	60	58.4	58.5	57.5	57.4	57.7	58	58.5	58.2	60	56.7


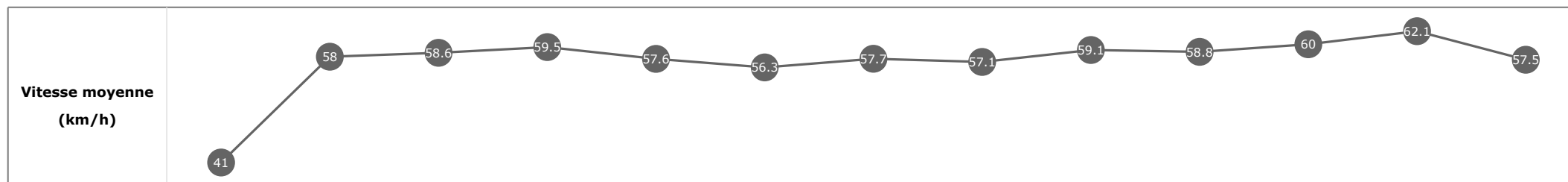


Statistiques Tracking
DEAUVILLE
C4 - PRIX DE BEAUFOSSE - 2500m
samedi 11 janvier 2020 - 13:20

Cheval **BELEAVE YOU**
 Jockey **M. NOBILI**
 Rang d'arrivée **9**
 Temps de parcours **02:38.49**
 Tronçon le plus rapide **00:11.65** (tronçon 400m - 200m)
 Vitesse maximale **64.15** (tronçon 400m - 200m)
 Vitesse moyenne **57.4**

Données de tracking

Tronçons de 200m	DEP 2400m	2400m 2200m	2200m 2000m	2000m 1800m	1800m 1600m	1600m 1400m	1400m 1200m	1200m 1000m	1000m 800m	800m 600m	600m 400m	400m 200m	200m ARR
Temps de parcours	00:10.31	00:22.72	00:35.00	00:47.25	00:59.81	01:12.57	01:25.12	01:37.66	01:49.86	02:02.22	02:14.36	02:26.02	02:38.49
Temps du tronçon	00:10.36	00:12.41	00:12.27	00:12.25	00:12.56	00:12.76	00:12.54	00:12.54	00:12.19	00:12.36	00:12.14	00:11.65	00:12.47
Vitesse moyenne	41	58	58.6	59.5	57.6	56.3	57.7	57.1	59.1	58.8	60	62.1	57.5

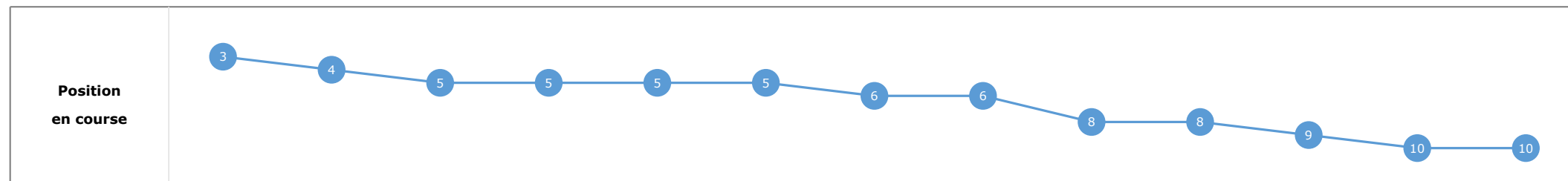
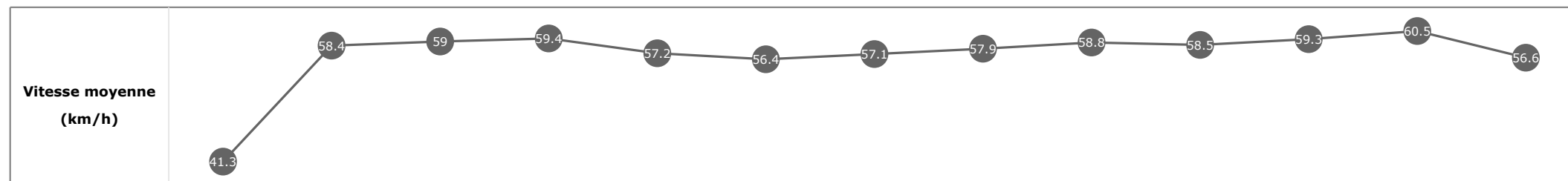


Statistiques Tracking
DEAUVILLE
C4 - PRIX DE BEAUFOSSE - 2500m
samedi 11 janvier 2020 - 13:20

Cheval **ZAWIANA**
 Jockey **A. MASSIN**
 Rang d'arrivée **10**
 Temps de parcours **02:38.83**
 Tronçon le plus rapide **00:11.90** (tronçon 400m - 200m)
 Vitesse maximale **63.04** (tronçon 400m - 200m)
 Vitesse moyenne **57.2**

Données de tracking

Tronçons de 200m	DEP 2400m	2400m 2200m	2200m 2000m	2000m 1800m	1800m 1600m	1600m 1400m	1400m 1200m	1200m 1000m	1000m 800m	800m 600m	600m 400m	400m 200m	200m ARR
Temps de parcours	00:10.16	00:22.49	00:34.78	00:47.02	00:59.61	01:12.34	01:24.94	01:37.36	01:49.63	02:01.95	02:14.16	02:26.06	02:38.83
Temps du tronçon	00:10.21	00:12.32	00:12.29	00:12.24	00:12.58	00:12.72	00:12.60	00:12.42	00:12.27	00:12.31	00:12.21	00:11.90	00:12.77
Vitesse moyenne	41.3	58.4	59	59.4	57.2	56.4	57.1	57.9	58.8	58.5	59.3	60.5	56.6



Statistiques Tracking
DEAUVILLE
C4 - PRIX DE BEAUFOSSE - 2500m
samedi 11 janvier 2020 - 13:20

Cheval **FLEUR D'ANGE**
 Jockey **J. MARIEN**
 Rang d'arrivée **11**
 Temps de parcours **02:45.78**
 Tronçon le plus rapide **00:12.10** (tronçon 1000m - 800m)
 Vitesse maximale **62.64** (tronçon 2000m - 1800m)
 Vitesse moyenne **54.9**

Données de tracking

Tronçons de 200m	DEP 2400m	2400m 2200m	2200m 2000m	2000m 1800m	1800m 1600m	1600m 1400m	1400m 1200m	1200m 1000m	1000m 800m	800m 600m	600m 400m	400m 200m	200m ARR
Temps de parcours	00:10.41	00:22.75	00:35.38	00:47.58	01:00.18	01:13.12	01:25.58	01:38.09	01:50.20	02:02.54	02:15.92	02:29.95	02:45.78
Temps du tronçon	00:10.46	00:12.34	00:12.63	00:12.20	00:12.60	00:12.94	00:12.45	00:12.51	00:12.10	00:12.34	00:13.37	00:14.02	00:15.83
Vitesse moyenne	40.7	58.1	57.2	59.3	57.1	55.9	57.6	57.5	59.6	59.1	55.4	51.3	45.4

