

**Statistiques Tracking**  
**CHANTILLY**  
**C4 - PRIX DU CHEMIN DE HALLAGE - 1900m**  
**vendredi 24 janvier 2020 - 12:35**

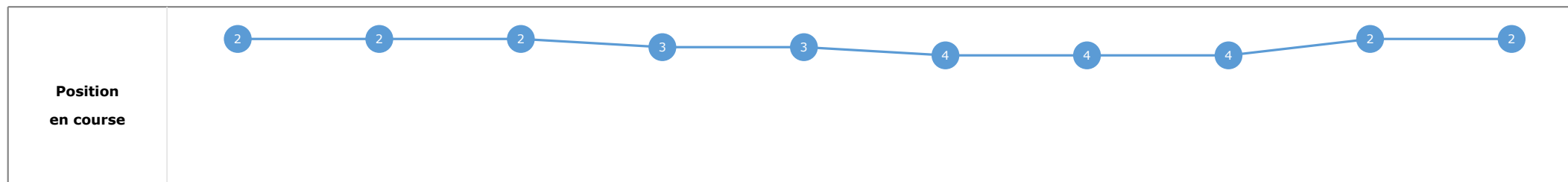
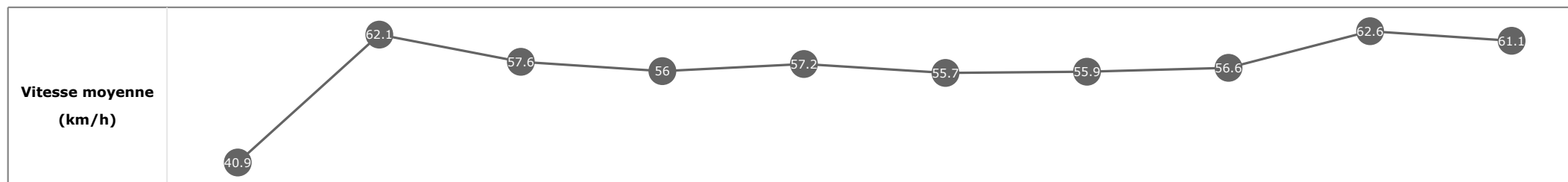
Partant (corde)	Cheval	Arrivée officielle	Tronçons de 200m Temps passage en tête Durée du tronçon		DEP - 1000m	1000m - 800m	800m - 600m	600m - 400m	400m - 200m	200m - ARR	Temps officiel	Derniers 600m	Parcouru vs. 1er
			Vitesse Max	200m les plus rapides	00:57.45 00:57.45	01:10.26 00:12.80	01:23.17 00:12.91	01:35.93 00:12.76	01:47.53 00:11.59	01:59.54 00:12.00			
4 (5)	<b>MON CIEL ETOILE</b> T. BACHELOT	1	65.12 T5	00:11.50 T5	00:57.65 3 00:57.65	01:10.57 4 00:12.91	01:23.51 4 00:12.94	01:36.18 4 00:12.67	01:47.69 2 00:11.50	01:59.54 00:11.85	1'59"80	00:36.03	
6 (9)	<b>ALE TANGO</b> PC. BOUDOT	2	64.22 T5	00:11.54 T5	00:57.61 2 00:57.61	01:10.41 2 00:12.79	01:23.34 2 00:12.93	01:35.99 2 00:12.65	01:47.53 1 00:11.54	01:59.54 00:12.00	1'59"82	00:36.19	0.18
1 (15)	<b>DIRTY DOZEN</b> C. DEMURO	3	63.47 T5	00:11.69 T5	00:57.80 4 00:57.80	01:10.57 3 00:12.76	01:23.34 3 00:12.77	01:36.14 3 00:12.79	01:47.83 4 00:11.69	01:59.71 00:11.87	2'00"03	00:36.36	0.11
8 (4)	<b>HAPPY ENDING</b> E. LEBRETON	4	64.73 T1	00:11.66 T5	00:57.85 5 00:57.85	01:10.73 5 00:12.87	01:23.61 5 00:12.88	01:36.31 5 00:12.69	01:47.97 5 00:11.66	01:59.78 00:11.81	2'00"07	00:36.17	-1.04
15 (1)	<b>MISTER MARIO</b> S. PASQUIER	5	65.77 T1	00:11.64 T1	00:57.96 6 00:57.96	01:10.76 6 00:12.79	01:23.80 6 00:13.03	01:36.42 6 00:12.62	01:48.08 6 00:11.65	01:59.78 00:11.70	2'00"14	00:35.98	-2.72
10 (12)	<b>LAUDERDALE</b> A. HAMELIN	6	66.85 T5	00:11.39 T5	00:58.29 11 00:58.29	01:11.21 10 00:12.92	01:24.17 11 00:12.95	01:36.82 11 00:12.65	01:48.21 7 00:11.39	01:59.91 00:11.70	2'00"17	00:35.74	-0.78
3 (8)	<b>SVEA</b> H. JOURNIAC	7	66.13 T1	00:11.50 T1	00:57.45 1 00:57.45	01:10.26 1 00:12.80	01:23.17 1 00:12.91	01:35.93 1 00:12.76	01:47.72 3 00:11.78	01:59.88 00:12.15	2'00"23	00:36.70	-1.22
14 (2)	<b>FIRE FIGHTER</b> G. BENOIST	8	64.30 T5	00:11.55 T5	00:58.14 9 00:58.14	01:11.21 11 00:13.07	01:24.03 10 00:12.81	01:36.69 10 00:12.66	01:48.24 8 00:11.55	01:59.95 00:11.70	2'00"24	00:35.91	0.21
13 (10)	<b>REINE DE LUNE</b> L. BOISSEAU	9	65.34 T5	00:11.58 T5	00:58.44 12 00:58.44	01:11.37 12 00:12.92	01:24.21 12 00:12.84	01:36.84 12 00:12.62	01:48.42 9 00:11.58	02:00.30 00:11.88	2'00"59	00:36.09	1.71
7 (11)	<b>PLEASANT HOPE</b> Q. PERRETTE	10	64.84 T5	00:11.54 T5	00:58.53 13 00:58.53	01:11.52 13 00:12.98	01:24.42 14 00:12.90	01:36.93 13 00:12.51	01:48.48 11 00:11.54	02:00.26 00:11.77	2'00"60	00:35.83	0.61
16 (14)	<b>ALWAYS SOMEWHERE</b> S. MAILLOT	11	65.59 T5	00:11.36 T5	00:58.75 15 00:58.75	01:11.86 17 00:13.11	01:24.54 16 00:12.68	01:37.19 16 00:12.64	01:48.55 13 00:11.36	02:00.28 00:11.73	2'00"60	00:35.74	0.19
5 (13)	<b>DRAGON LOVE</b> J. MARCIALIS	12	64.55 T5	00:11.59 T5	00:58.59 14 00:58.59	01:11.52 14 00:12.92	01:24.25 13 00:12.72	01:37.02 14 00:12.77	01:48.61 14 00:11.59	02:00.33 00:11.71	2'00"61	00:36.07	-1.06
9 (3)	<b>SUMAN</b> A. POUCHIN	13	64.98 T1	00:11.75 T6	00:58.12 8 00:58.12	01:10.92 8 00:12.80	01:23.87 8 00:12.95	01:36.63 9 00:12.75	01:48.71 15 00:12.08	02:00.47 00:11.75	2'00"77	00:36.59	-1.65
11 (7)	<b>PAINTED ROCK</b> I. MENDIZABAL	14	65.16 T1	00:11.83 T5	00:58.29 10 00:58.29	01:11.07 9 00:12.77	01:23.92 9 00:12.85	01:36.62 8 00:12.70	01:48.46 10 00:11.83	02:00.53 00:12.06	2'00"82	00:36.61	0.89
12 (17)	<b>LOVELY MISS</b> T. BARON	15	63.86 T5	00:11.71 T5	00:58.75 16 00:58.75	01:11.67 15 00:12.92	01:24.54 15 00:12.86	01:37.07 15 00:12.53	01:48.78 16 00:11.71	02:00.96 00:12.18	2'01"22	00:36.42	-0.43
17 (6)	<b>MOONLIGHT IN JAPAN</b> V. CHEMINAUD	16	64.58 T4	00:11.98 T1	00:57.97 7 00:57.97	01:10.88 7 00:12.91	01:23.84 7 00:12.95	01:36.44 7 00:12.59	01:48.52 12 00:12.08	02:01.38 00:12.85	2'01"63	00:37.53	2.44
2 (16)	<b>GRACE OF CLIFFS</b> A. DUPORTE	17	63.22 T5	00:11.62 T5	00:58.90 17 00:58.90	01:11.78 16 00:12.87	01:24.69 17 00:12.90	01:37.55 17 00:12.86	01:49.18 17 00:11.62	02:01.56 00:12.37	2'01"81	00:36.86	-1.16

**Statistiques Tracking**  
**CHANTILLY**  
**C4 - PRIX DU CHEMIN DE HALLAGE - 1900m**  
**vendredi 24 janvier 2020 - 12:35**

Cheval **MON CIEL ETOILE**  
 Jockey **T. BACHELOT**  
 Rang d'arrivée **1**  
 Temps de parcours **01:59.54**  
 Tronçon le plus rapide **00:11.50** (tronçon 400m - 200m)  
 Vitesse maximale **65.12** (tronçon 400m - 200m)  
 Vitesse moyenne **57**

**Données de tracking**

Tronçons de 200m	DEP 1800m	1800m 1600m	1600m 1400m	1400m 1200m	1200m 1000m	1000m 800m	800m 600m	600m 400m	400m 200m	200m ARR
<b>Temps de parcours</b>	<b>00:07.99</b>	<b>00:19.60</b>	<b>00:32.16</b>	<b>00:45.05</b>	<b>00:57.65</b>	<b>01:10.57</b>	<b>01:23.51</b>	<b>01:36.18</b>	<b>01:47.69</b>	<b>01:59.54</b>
Temps du tronçon	00:07.99	00:11.60	00:12.56	00:12.88	00:12.60	00:12.91	00:12.94	00:12.67	00:11.50	00:11.85
<b>Vitesse moyenne</b>	40.9	62.1	57.6	56	57.2	55.7	55.9	56.6	62.6	61.1


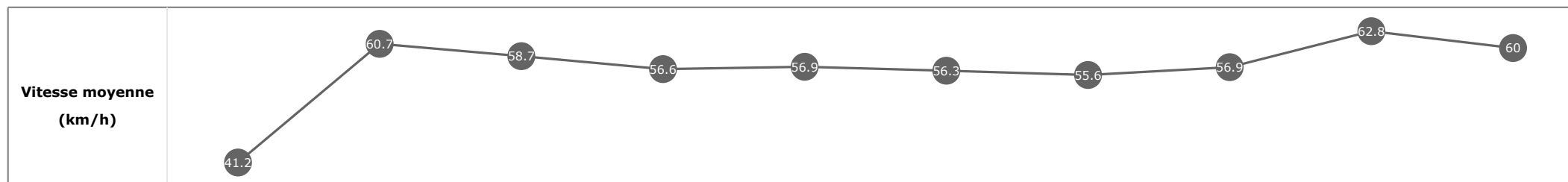


**Statistiques Tracking**  
**CHANTILLY**  
**C4 - PRIX DU CHEMIN DE HALLAGE - 1900m**  
**vendredi 24 janvier 2020 - 12:35**

Cheval **ALE TANGO**  
 Jockey **PC. BOUDOT**  
 Rang d'arrivée **2**  
 Temps de parcours **01:59.54**  
 Tronçon le plus rapide **00:11.54** (tronçon 400m - 200m)  
 Vitesse maximale **64.22** (tronçon 400m - 200m)  
 Vitesse moyenne **57.1**

**Données de tracking**

Tronçons de 200m	DEP 1800m	1800m 1600m	1600m 1400m	1400m 1200m	1200m 1000m	1000m 800m	800m 600m	600m 400m	400m 200m	200m ARR
<b>Temps de parcours</b>	<b>00:08.03</b>	<b>00:19.92</b>	<b>00:32.16</b>	<b>00:44.89</b>	<b>00:57.61</b>	<b>01:10.41</b>	<b>01:23.34</b>	<b>01:35.99</b>	<b>01:47.53</b>	<b>01:59.54</b>
Temps du tronçon	00:08.03	00:11.88	00:12.24	00:12.72	00:12.72	00:12.79	00:12.93	00:12.65	00:11.54	00:12.00
<b>Vitesse moyenne</b>	41.2	60.7	58.7	56.6	56.9	56.3	55.6	56.9	62.8	60

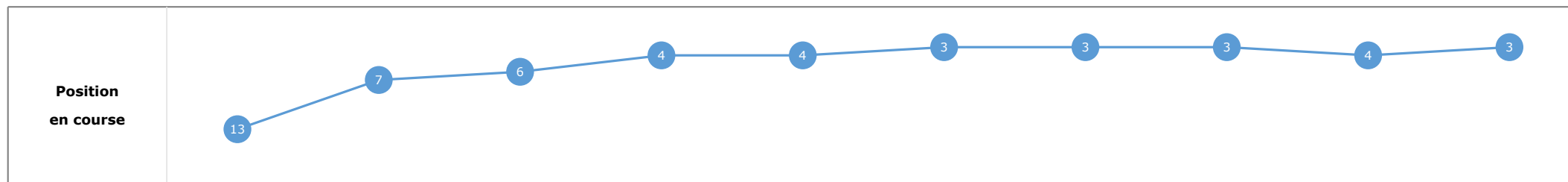
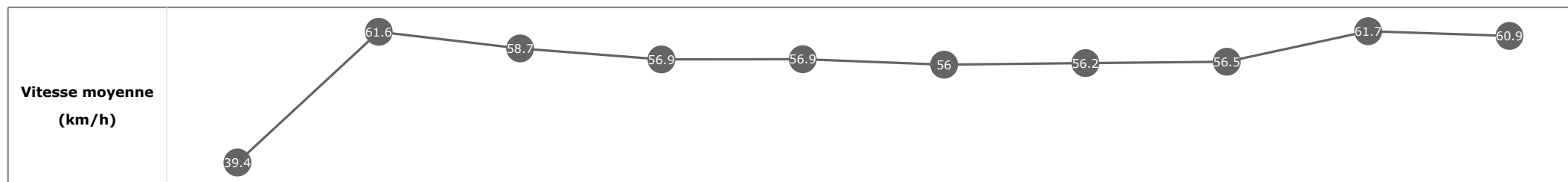


**Statistiques Tracking**  
**CHANTILLY**  
**C4 - PRIX DU CHEMIN DE HALLAGE - 1900m**  
**vendredi 24 janvier 2020 - 12:35**

Cheval **DIRTY DOZEN**  
 Jockey **C. DEMURO**  
 Rang d'arrivée **3**  
 Temps de parcours **01:59.71**  
 Tronçon le plus rapide **00:11.69** (tronçon 400m - 200m)  
 Vitesse maximale **63.47** (tronçon 400m - 200m)  
 Vitesse moyenne **57**

**Données de tracking**

Tronçons de 200m	DEP 1800m	1800m 1600m	1600m 1400m	1400m 1200m	1200m 1000m	1000m 800m	800m 600m	600m 400m	400m 200m	200m ARR
<b>Temps de parcours</b>	<b>00:08.30</b>	<b>00:20.11</b>	<b>00:32.40</b>	<b>00:45.10</b>	<b>00:57.80</b>	<b>01:10.57</b>	<b>01:23.34</b>	<b>01:36.14</b>	<b>01:47.83</b>	<b>01:59.71</b>
Temps du tronçon	00:08.30	00:11.81	00:12.29	00:12.69	00:12.69	00:12.76	00:12.77	00:12.79	00:11.69	00:11.87
<b>Vitesse moyenne</b>	39.4	61.6	58.7	56.9	56.9	56	56.2	56.5	61.7	60.9

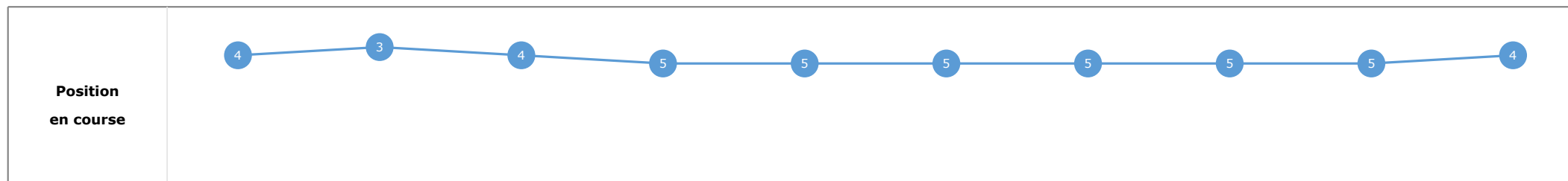
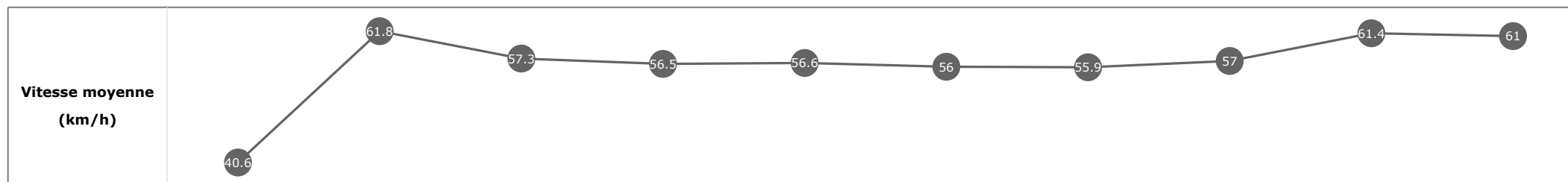


**Statistiques Tracking**  
**CHANTILLY**  
**C4 - PRIX DU CHEMIN DE HALLAGE - 1900m**  
**vendredi 24 janvier 2020 - 12:35**

Cheval **HAPPY ENDING**  
 Jockey **E. LEBRETON**  
 Rang d'arrivée **4**  
 Temps de parcours **01:59.78**  
 Tronçon le plus rapide **00:11.66** (tronçon 400m - 200m)  
 Vitesse maximale **64.73** (tronçon 1800m - 1600m)  
 Vitesse moyenne **56.9**

**Données de tracking**

Tronçons de 200m	DEP 1800m	1800m 1600m	1600m 1400m	1400m 1200m	1200m 1000m	1000m 800m	800m 600m	600m 400m	400m 200m	200m ARR
<b>Temps de parcours</b>	<b>00:08.08</b>	<b>00:19.77</b>	<b>00:32.35</b>	<b>00:45.14</b>	<b>00:57.85</b>	<b>01:10.73</b>	<b>01:23.61</b>	<b>01:36.31</b>	<b>01:47.97</b>	<b>01:59.78</b>
Temps du tronçon	00:08.08	00:11.68	00:12.58	00:12.78	00:12.71	00:12.87	00:12.88	00:12.69	00:11.66	00:11.81
<b>Vitesse moyenne</b>	40.6	61.8	57.3	56.5	56.6	56	55.9	57	61.4	61

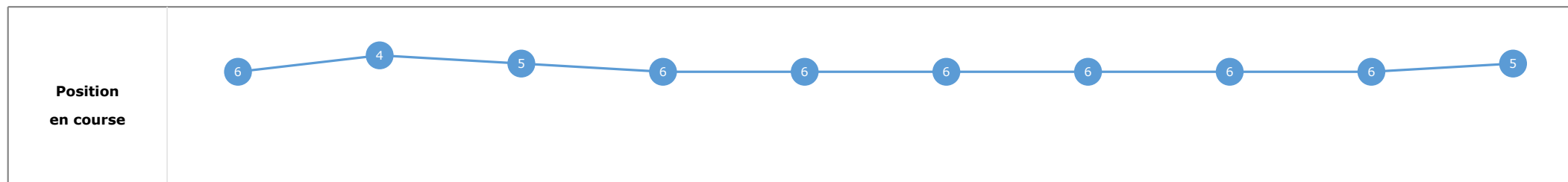
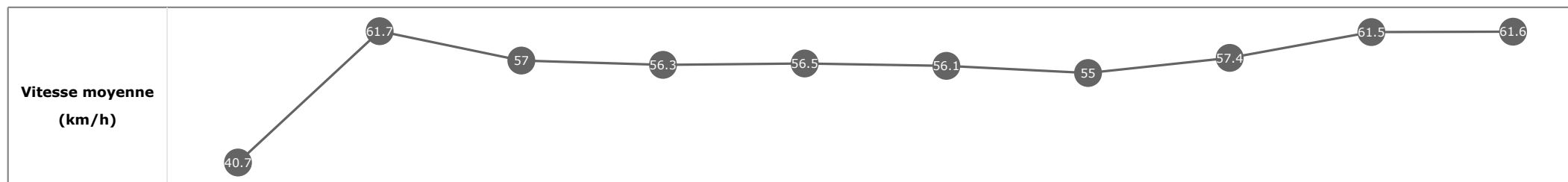


**Statistiques Tracking**  
**CHANTILLY**  
**C4 - PRIX DU CHEMIN DE HALLAGE - 1900m**  
**vendredi 24 janvier 2020 - 12:35**

Cheval **MISTER MARIO**  
 Jockey **S. PASQUIER**  
 Rang d'arrivée **5**  
 Temps de parcours **01:59.78**  
 Tronçon le plus rapide **00:11.64** (tronçon 1800m - 1600m)  
 Vitesse maximale **65.77** (tronçon 1800m - 1600m)  
 Vitesse moyenne **56.8**

**Données de tracking**

Tronçons de 200m	DEP 1800m	1800m 1600m	1600m 1400m	1400m 1200m	1200m 1000m	1000m 800m	800m 600m	600m 400m	400m 200m	200m ARR
<b>Temps de parcours</b>	<b>00:08.13</b>	<b>00:19.77</b>	<b>00:32.39</b>	<b>00:45.24</b>	<b>00:57.96</b>	<b>01:10.76</b>	<b>01:23.80</b>	<b>01:36.42</b>	<b>01:48.08</b>	<b>01:59.78</b>
Temps du tronçon	00:08.13	00:11.64	00:12.62	00:12.84	00:12.72	00:12.79	00:13.03	00:12.62	00:11.65	00:11.70
<b>Vitesse moyenne</b>	40.7	61.7	57	56.3	56.5	56.1	55	57.4	61.5	61.6

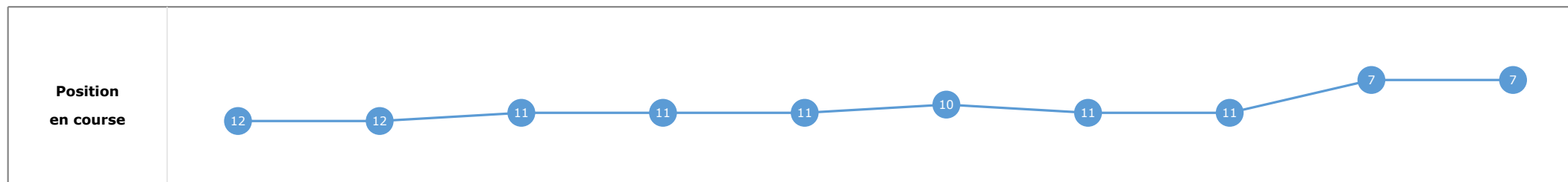
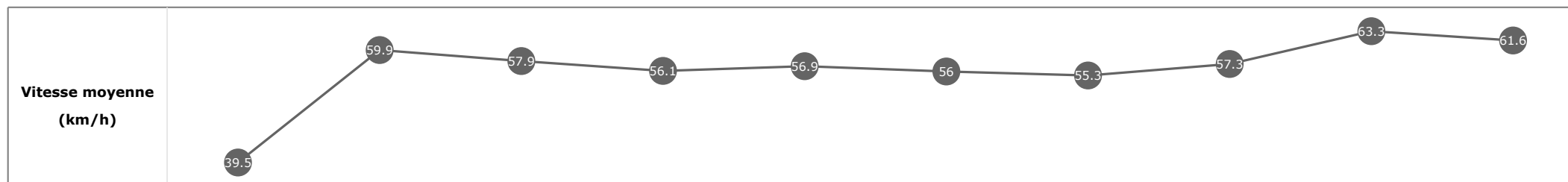


**Statistiques Tracking**  
**CHANTILLY**  
**C4 - PRIX DU CHEMIN DE HALLAGE - 1900m**  
**vendredi 24 janvier 2020 - 12:35**

Cheval **LAUDERDALE**  
 Jockey **A. HAMELIN**  
 Rang d'arrivée **6**  
 Temps de parcours **01:59.91**  
 Tronçon le plus rapide **00:11.39** (tronçon 400m - 200m)  
 Vitesse maximale **66.85** (tronçon 400m - 200m)  
 Vitesse moyenne **56.8**

**Données de tracking**

Tronçons de 200m	DEP 1800m	1800m 1600m	1600m 1400m	1400m 1200m	1200m 1000m	1000m 800m	800m 600m	600m 400m	400m 200m	200m ARR
<b>Temps de parcours</b>	<b>00:08.29</b>	<b>00:20.36</b>	<b>00:32.79</b>	<b>00:45.72</b>	<b>00:58.29</b>	<b>01:11.21</b>	<b>01:24.17</b>	<b>01:36.82</b>	<b>01:48.21</b>	<b>01:59.91</b>
Temps du tronçon	00:08.29	00:12.07	00:12.43	00:12.92	00:12.57	00:12.92	00:12.95	00:12.65	00:11.39	00:11.70
<b>Vitesse moyenne</b>	39.5	59.9	57.9	56.1	56.9	56	55.3	57.3	63.3	61.6

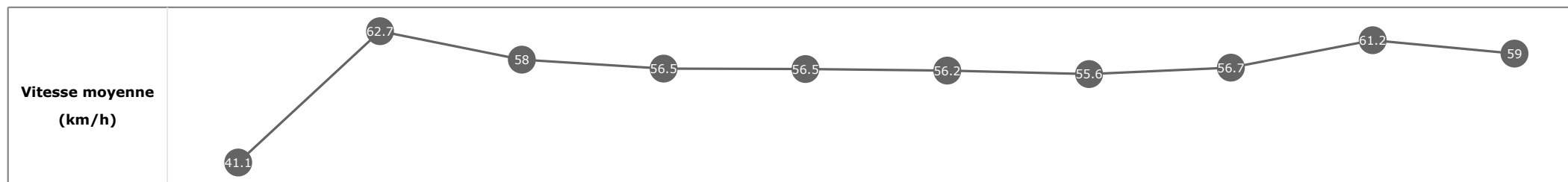


**Statistiques Tracking**  
**CHANTILLY**  
**C4 - PRIX DU CHEMIN DE HALLAGE - 1900m**  
**vendredi 24 janvier 2020 - 12:35**

Cheval **SVEA**  
 Jockey **H. JOURNIAC**  
 Rang d'arrivée **7**  
 Temps de parcours **01:59.88**  
 Tronçon le plus rapide **00:11.50** (tronçon 1800m - 1600m)  
 Vitesse maximale **66.13** (tronçon 1800m - 1600m)  
 Vitesse moyenne **56.8**

**Données de tracking**

Tronçons de 200m	DEP 1800m	1800m 1600m	1600m 1400m	1400m 1200m	1200m 1000m	1000m 800m	800m 600m	600m 400m	400m 200m	200m ARR
<b>Temps de parcours</b>	<b>00:07.98</b>	<b>00:19.48</b>	<b>00:32.00</b>	<b>00:44.72</b>	<b>00:57.45</b>	<b>01:10.26</b>	<b>01:23.17</b>	<b>01:35.93</b>	<b>01:47.72</b>	<b>01:59.88</b>
Temps du tronçon	00:07.98	00:11.50	00:12.51	00:12.72	00:12.72	00:12.80	00:12.91	00:12.76	00:11.78	00:12.15
<b>Vitesse moyenne</b>	41.1	62.7	58	56.5	56.5	56.2	55.6	56.7	61.2	59




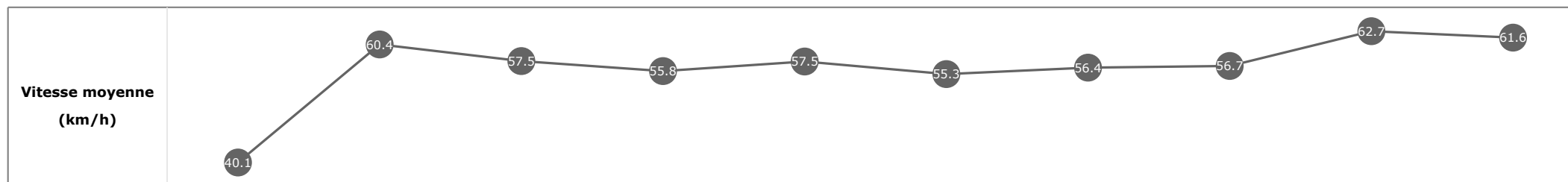


**Statistiques Tracking**  
**CHANTILLY**  
**C4 - PRIX DU CHEMIN DE HALLAGE - 1900m**  
**vendredi 24 janvier 2020 - 12:35**

Cheval **FIRE FIGHTER**  
 Jockey **G. BENOIST**  
 Rang d'arrivée **8**  
 Temps de parcours **01:59.95**  
 Tronçon le plus rapide **00:11.55** (tronçon 400m - 200m)  
 Vitesse maximale **64.30** (tronçon 400m - 200m)  
 Vitesse moyenne **56.9**

**Données de tracking**

Tronçons de 200m	DEP 1800m	1800m 1600m	1600m 1400m	1400m 1200m	1200m 1000m	1000m 800m	800m 600m	600m 400m	400m 200m	200m ARR
<b>Temps de parcours</b>	<b>00:08.24</b>	<b>00:20.15</b>	<b>00:32.66</b>	<b>00:45.57</b>	<b>00:58.14</b>	<b>01:11.21</b>	<b>01:24.03</b>	<b>01:36.69</b>	<b>01:48.24</b>	<b>01:59.95</b>
Temps du tronçon	00:08.24	00:11.91	00:12.51	00:12.90	00:12.57	00:13.07	00:12.81	00:12.66	00:11.55	00:11.70
<b>Vitesse moyenne</b>	40.1	60.4	57.5	55.8	57.5	55.3	56.4	56.7	62.7	61.6

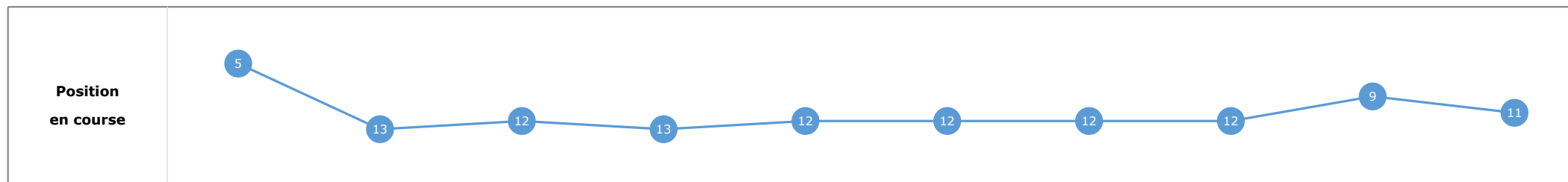
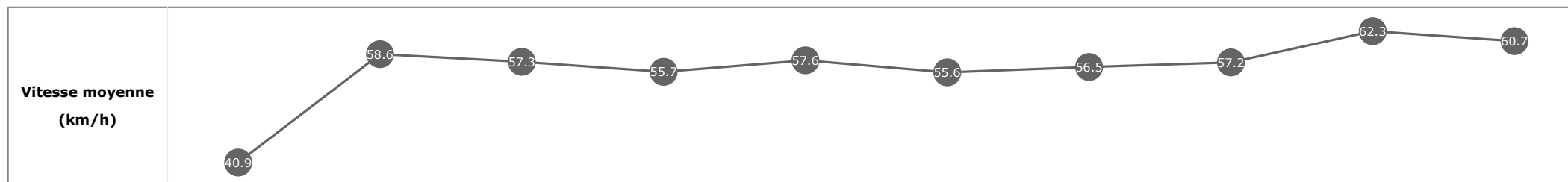


**Statistiques Tracking**  
**CHANTILLY**  
**C4 - PRIX DU CHEMIN DE HALLAGE - 1900m**  
**vendredi 24 janvier 2020 - 12:35**

Cheval **REINE DE LUNE**  
 Jockey **L. BOISSEAU**  
 Rang d'arrivée **9**  
 Temps de parcours **02:00.30**  
 Tronçon le plus rapide **00:11.58** (tronçon 400m - 200m)  
 Vitesse maximale **65.34** (tronçon 400m - 200m)  
 Vitesse moyenne **56.7**

**Données de tracking**

Tronçons de 200m	DEP 1800m	1800m 1600m	1600m 1400m	1400m 1200m	1200m 1000m	1000m 800m	800m 600m	600m 400m	400m 200m	200m ARR
<b>Temps de parcours</b>	<b>00:08.11</b>	<b>00:20.42</b>	<b>00:33.01</b>	<b>00:45.88</b>	<b>00:58.44</b>	<b>01:11.37</b>	<b>01:24.21</b>	<b>01:36.84</b>	<b>01:48.42</b>	<b>02:00.30</b>
Temps du tronçon	00:08.11	00:12.30	00:12.59	00:12.87	00:12.55	00:12.92	00:12.84	00:12.62	00:11.58	00:11.88
<b>Vitesse moyenne</b>	40.9	58.6	57.3	55.7	57.6	55.6	56.5	57.2	62.3	60.7

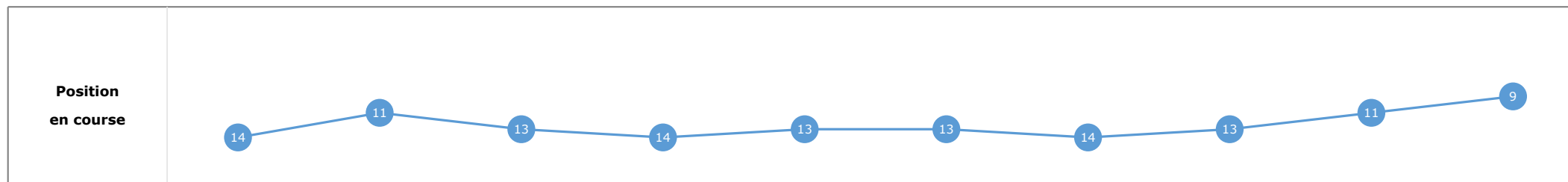
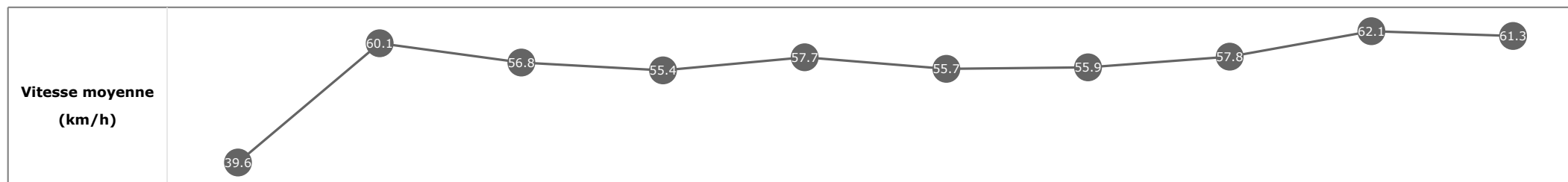


**Statistiques Tracking**  
**CHANTILLY**  
**C4 - PRIX DU CHEMIN DE HALLAGE - 1900m**  
**vendredi 24 janvier 2020 - 12:35**

Cheval **PLEASANT HOPE**  
 Jockey **Q. PERRETTE**  
 Rang d'arrivée **10**  
 Temps de parcours **02:00.26**  
 Tronçon le plus rapide **00:11.54** (tronçon 400m - 200m)  
 Vitesse maximale **64.84** (tronçon 400m - 200m)  
 Vitesse moyenne **56.7**

**Données de tracking**

Tronçons de 200m	DEP 1800m	1800m 1600m	1600m 1400m	1400m 1200m	1200m 1000m	1000m 800m	800m 600m	600m 400m	400m 200m	200m ARR
<b>Temps de parcours</b>	<b>00:08.34</b>	<b>00:20.34</b>	<b>00:33.04</b>	<b>00:46.03</b>	<b>00:58.53</b>	<b>01:11.52</b>	<b>01:24.42</b>	<b>01:36.93</b>	<b>01:48.48</b>	<b>02:00.26</b>
Temps du tronçon	00:08.34	00:12.00	00:12.70	00:12.99	00:12.49	00:12.98	00:12.90	00:12.51	00:11.54	00:11.77
<b>Vitesse moyenne</b>	39.6	60.1	56.8	55.4	57.7	55.7	55.9	57.8	62.1	61.3

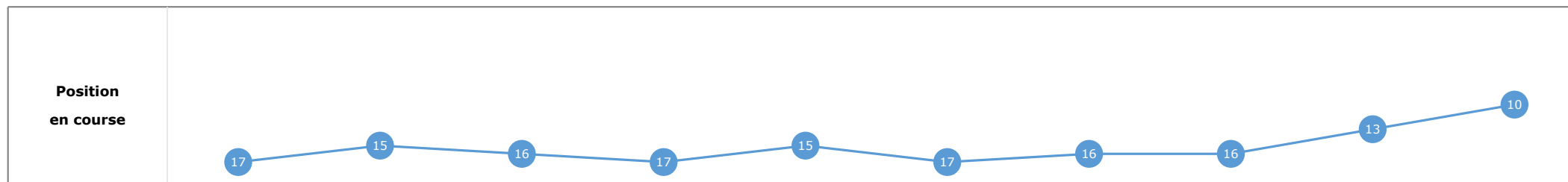
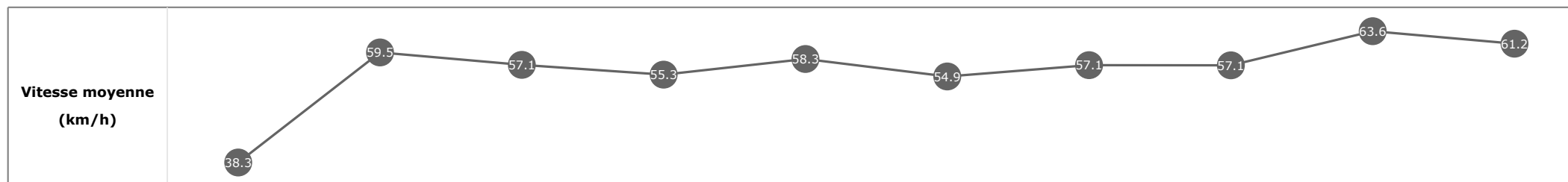


**Statistiques Tracking**  
**CHANTILLY**  
**C4 - PRIX DU CHEMIN DE HALLAGE - 1900m**  
**vendredi 24 janvier 2020 - 12:35**

Cheval **ALWAYS SOMEWHERE**  
 Jockey S. MAILLOT  
 Rang d'arrivée **11**  
 Temps de parcours **02:00.28**  
 Tronçon le plus rapide **00:11.36** (tronçon 400m - 200m)  
 Vitesse maximale **65.59** (tronçon 400m - 200m)  
 Vitesse moyenne **56.7**

**Données de tracking**

Tronçons de 200m	DEP 1800m	1800m 1600m	1600m 1400m	1400m 1200m	1200m 1000m	1000m 800m	800m 600m	600m 400m	400m 200m	200m ARR
<b>Temps de parcours</b>	<b>00:08.63</b>	<b>00:20.69</b>	<b>00:33.30</b>	<b>00:46.37</b>	<b>00:58.75</b>	<b>01:11.86</b>	<b>01:24.54</b>	<b>01:37.19</b>	<b>01:48.55</b>	<b>02:00.28</b>
Temps du tronçon	00:08.63	00:12.06	00:12.60	00:13.06	00:12.38	00:13.11	00:12.68	00:12.64	00:11.36	00:11.73
<b>Vitesse moyenne</b>	38.3	59.5	57.1	55.3	58.3	54.9	57.1	57.1	63.6	61.2

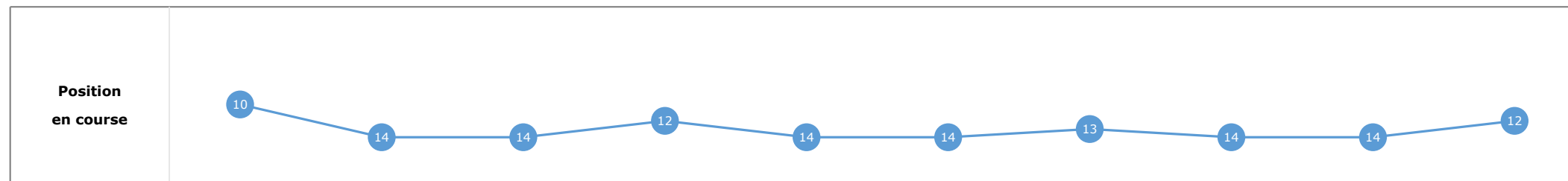
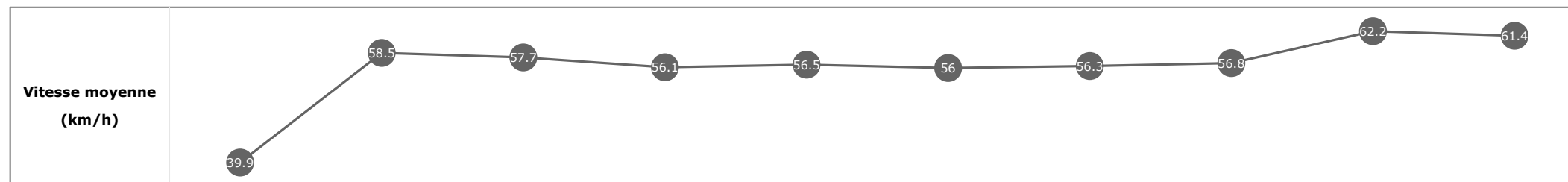


**Statistiques Tracking**  
**CHANTILLY**  
**C4 - PRIX DU CHEMIN DE HALLAGE - 1900m**  
**vendredi 24 janvier 2020 - 12:35**

Cheval **DRAGON LOVE**  
 Jockey **J. MARCIALIS**  
 Rang d'arrivée **12**  
 Temps de parcours **02:00.33**  
 Tronçon le plus rapide **00:11.59** (tronçon 400m - 200m)  
 Vitesse maximale **64.55** (tronçon 400m - 200m)  
 Vitesse moyenne **56.6**

**Données de tracking**

Tronçons de 200m	DEP 1800m	1800m 1600m	1600m 1400m	1400m 1200m	1200m 1000m	1000m 800m	800m 600m	600m 400m	400m 200m	200m ARR
<b>Temps de parcours</b>	<b>00:08.19</b>	<b>00:20.61</b>	<b>00:33.05</b>	<b>00:45.88</b>	<b>00:58.59</b>	<b>01:11.52</b>	<b>01:24.25</b>	<b>01:37.02</b>	<b>01:48.61</b>	<b>02:00.33</b>
Temps du tronçon	00:08.19	00:12.41	00:12.44	00:12.82	00:12.71	00:12.92	00:12.72	00:12.77	00:11.59	00:11.71
<b>Vitesse moyenne</b>	39.9	58.5	57.7	56.1	56.5	56	56.3	56.8	62.2	61.4

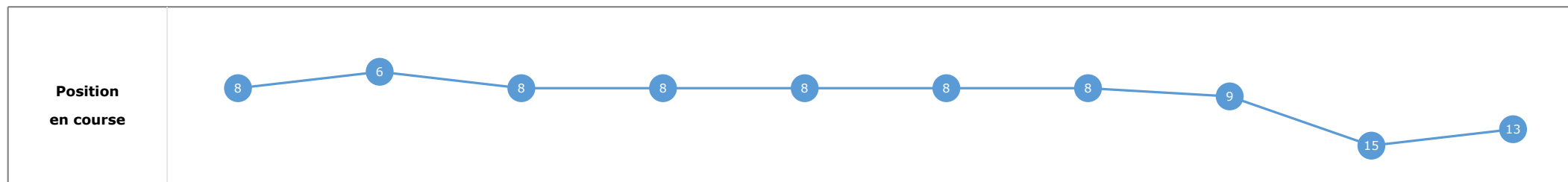
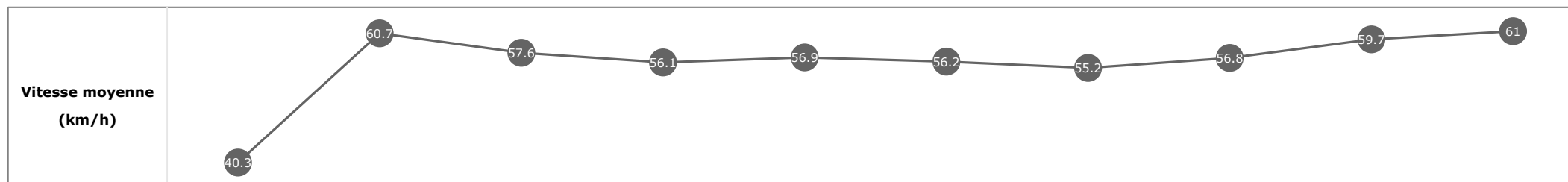


**Statistiques Tracking**  
**CHANTILLY**  
**C4 - PRIX DU CHEMIN DE HALLAGE - 1900m**  
**vendredi 24 janvier 2020 - 12:35**

Cheval **SUMAN**  
 Jockey **A. POUCHIN**  
 Rang d'arrivée **13**  
 Temps de parcours **02:00.47**  
 Tronçon le plus rapide **00:11.75** (tronçon 200m - ARR)  
 Vitesse maximale **64.98** (tronçon 1800m - 1600m)  
 Vitesse moyenne **56.6**

**Données de tracking**

Tronçons de 200m	DEP 1800m	1800m 1600m	1600m 1400m	1400m 1200m	1200m 1000m	1000m 800m	800m 600m	600m 400m	400m 200m	200m ARR
<b>Temps de parcours</b>	<b>00:08.16</b>	<b>00:20.00</b>	<b>00:32.55</b>	<b>00:45.43</b>	<b>00:58.12</b>	<b>01:10.92</b>	<b>01:23.87</b>	<b>01:36.63</b>	<b>01:48.71</b>	<b>02:00.47</b>
Temps du tronçon	00:08.16	00:11.83	00:12.55	00:12.87	00:12.68	00:12.80	00:12.95	00:12.75	00:12.08	00:11.75
<b>Vitesse moyenne</b>	40.3	60.7	57.6	56.1	56.9	56.2	55.2	56.8	59.7	61

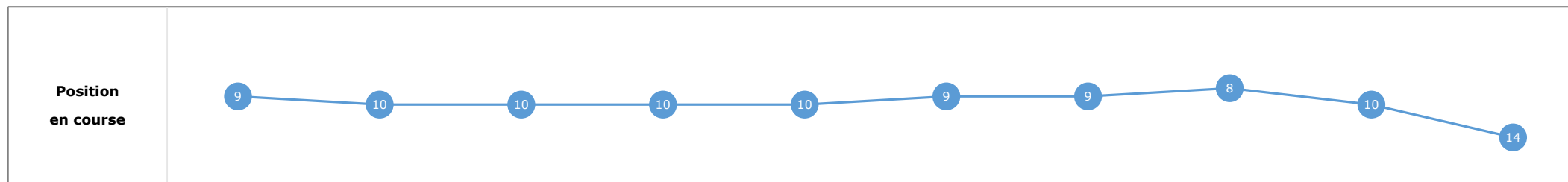
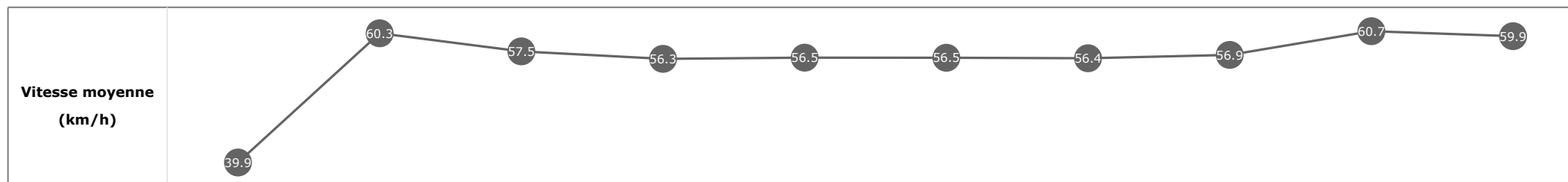


**Statistiques Tracking**  
**CHANTILLY**  
**C4 - PRIX DU CHEMIN DE HALLAGE - 1900m**  
**vendredi 24 janvier 2020 - 12:35**

Cheval **PAINTED ROCK**  
 Jockey **I. MENDIZABAL**  
 Rang d'arrivée **14**  
 Temps de parcours **02:00.53**  
 Tronçon le plus rapide **00:11.83** (tronçon 400m - 200m)  
 Vitesse maximale **65.16** (tronçon 1800m - 1600m)  
 Vitesse moyenne **56.6**

**Données de tracking**

Tronçons de 200m	DEP 1800m	1800m 1600m	1600m 1400m	1400m 1200m	1200m 1000m	1000m 800m	800m 600m	600m 400m	400m 200m	200m ARR
<b>Temps de parcours</b>	<b>00:08.19</b>	<b>00:20.22</b>	<b>00:32.74</b>	<b>00:45.60</b>	<b>00:58.29</b>	<b>01:11.07</b>	<b>01:23.92</b>	<b>01:36.62</b>	<b>01:48.46</b>	<b>02:00.53</b>
Temps du tronçon	00:08.19	00:12.02	00:12.52	00:12.86	00:12.68	00:12.77	00:12.85	00:12.70	00:11.83	00:12.06
<b>Vitesse moyenne</b>	39.9	60.3	57.5	56.3	56.5	56.5	56.4	56.9	60.7	59.9

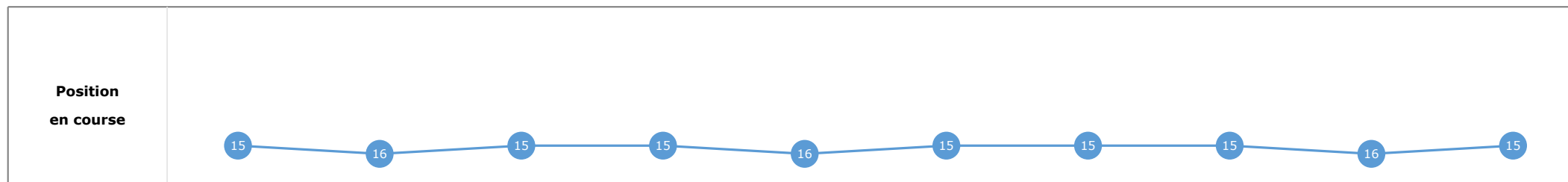
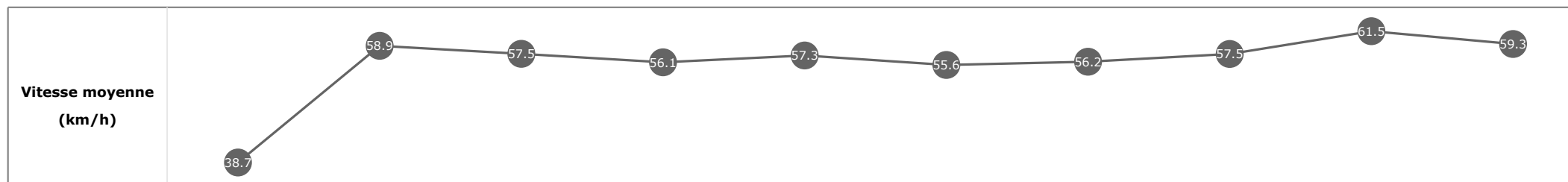


**Statistiques Tracking**  
**CHANTILLY**  
**C4 - PRIX DU CHEMIN DE HALLAGE - 1900m**  
**vendredi 24 janvier 2020 - 12:35**

Cheval **LOVELY MISS**  
 Jockey T. BARON  
 Rang d'arrivée **15**  
 Temps de parcours **02:00.96**  
 Tronçon le plus rapide **00:11.71** (tronçon 400m - 200m)  
 Vitesse maximale **63.86** (tronçon 400m - 200m)  
 Vitesse moyenne **56.4**

**Données de tracking**

Tronçons de 200m	DEP 1800m	1800m 1600m	1600m 1400m	1400m 1200m	1200m 1000m	1000m 800m	800m 600m	600m 400m	400m 200m	200m ARR
<b>Temps de parcours</b>	<b>00:08.54</b>	<b>00:20.82</b>	<b>00:33.28</b>	<b>00:46.21</b>	<b>00:58.75</b>	<b>01:11.67</b>	<b>01:24.54</b>	<b>01:37.07</b>	<b>01:48.78</b>	<b>02:00.96</b>
Temps du tronçon	00:08.54	00:12.27	00:12.46	00:12.92	00:12.53	00:12.92	00:12.86	00:12.53	00:11.71	00:12.18
<b>Vitesse moyenne</b>	38.7	58.9	57.5	56.1	57.3	55.6	56.2	57.5	61.5	59.3



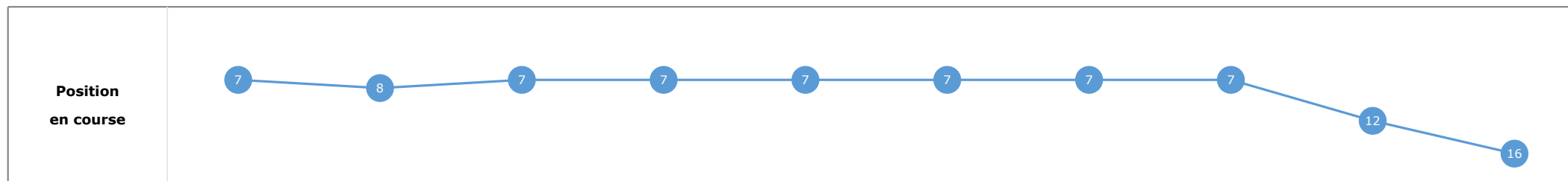
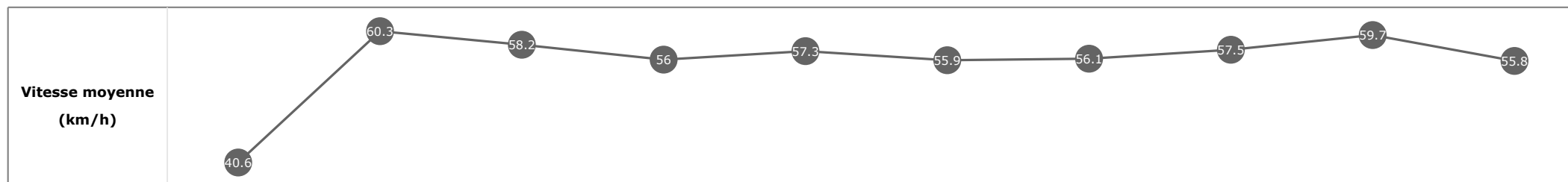


**Statistiques Tracking**  
**CHANTILLY**  
**C4 - PRIX DU CHEMIN DE HALLAGE - 1900m**  
**vendredi 24 janvier 2020 - 12:35**

Cheval **MOONLIGHT IN JAPAN**  
 Jockey V. CHEMINAUD  
 Rang d'arrivée **16**  
 Temps de parcours **02:01.38**  
 Tronçon le plus rapide **00:11.98** (tronçon 1800m - 1600m)  
 Vitesse maximale **64.58** (tronçon 600m - 400m)  
 Vitesse moyenne **56.3**

**Données de tracking**

Tronçons de 200m	DEP 1800m	1800m 1600m	1600m 1400m	1400m 1200m	1200m 1000m	1000m 800m	800m 600m	600m 400m	400m 200m	200m ARR
<b>Temps de parcours</b>	<b>00:08.14</b>	<b>00:20.12</b>	<b>00:32.51</b>	<b>00:45.36</b>	<b>00:57.97</b>	<b>01:10.88</b>	<b>01:23.84</b>	<b>01:36.44</b>	<b>01:48.52</b>	<b>02:01.38</b>
Temps du tronçon	00:08.14	00:11.98	00:12.38	00:12.84	00:12.61	00:12.91	00:12.95	00:12.59	00:12.08	00:12.85
<b>Vitesse moyenne</b>	40.6	60.3	58.2	56	57.3	55.9	56.1	57.5	59.7	55.8



**Statistiques Tracking**  
**CHANTILLY**  
**C4 - PRIX DU CHEMIN DE HALLAGE - 1900m**  
**vendredi 24 janvier 2020 - 12:35**

Cheval **GRACE OF CLIFFS**  
 Jockey **A. DUORTE**  
 Rang d'arrivée **17**  
 Temps de parcours **02:01.56**  
 Tronçon le plus rapide **00:11.62** (tronçon 400m - 200m)  
 Vitesse maximale **63.22** (tronçon 400m - 200m)  
 Vitesse moyenne **56.1**

**Données de tracking**

Tronçons de 200m	DEP 1800m	1800m 1600m	1600m 1400m	1400m 1200m	1200m 1000m	1000m 800m	800m 600m	600m 400m	400m 200m	200m ARR
<b>Temps de parcours</b>	<b>00:08.55</b>	<b>00:20.84</b>	<b>00:33.44</b>	<b>00:46.21</b>	<b>00:58.90</b>	<b>01:11.78</b>	<b>01:24.69</b>	<b>01:37.55</b>	<b>01:49.18</b>	<b>02:01.56</b>
Temps du tronçon	00:08.55	00:12.29	00:12.59	00:12.76	00:12.69	00:12.87	00:12.90	00:12.86	00:11.62	00:12.37
<b>Vitesse moyenne</b>	38.6	58.7	57.2	56.6	56.7	55.5	55.7	56.4	61.9	58.3

