

Statistiques Tracking
CHANTILLY
C2 - PRIX DE LA MARE DU MONT ALTA - 2100m
jeudi 30 janvier 2020 - 11:55

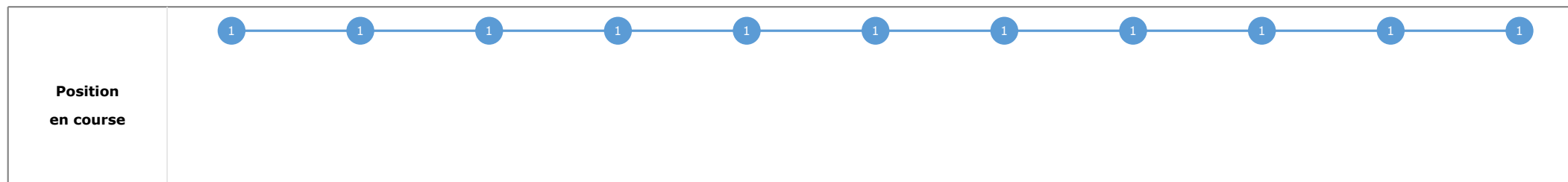
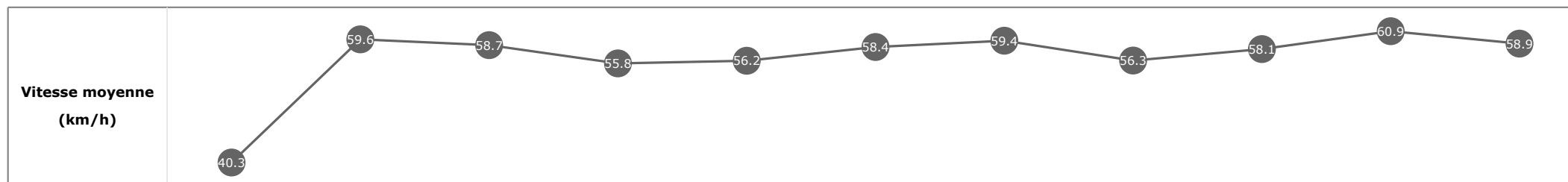
| Partant (corde) | Cheval | Arrivée officielle | Tronçons de 200m Temps passage en tête Durée du tronçon | | DEP - 1000m | 1000m - 800m | 800m - 600m | 600m - 400m | 400m - 200m | 200m - ARR | Temps officiel | Derniers 600m | Parcouru vs. 1er |
|--------------------|--|-----------------------|---|----------------|-----------------------------|-----------------------------|-----------------------------|-----------------------------|------------------------------|-----------------------------|-------------------|------------------|---------------------|
| | | | T1 | T2 | T3 | T4 | T5 | T6 | | | | | |
| 12 (16) | DANDY PLACE A. NICCO | 1 | 62.86 T1 | 00:11.91 T5 | 01:11.11 01:11.11 | 01:23.27 00:12.16 | 01:36.03 00:12.75 | 01:48.45 00:12.42 | 00:00.00 -02:11.54 | 02:12.59 02:12.59 | 2'12"25 | 00:36.56 | |
| 1 (4) | AVEC LAURA C. LECOEUVRE | 2 | 63.86 T4 | 00:11.65 T5 | 01:12.38 01:12.38 | 01:24.24 00:11.86 | 01:37.00 00:12.76 | 01:48.89 00:11.88 | 02:00.54 00:11.65 | 02:12.76 00:12.22 | 2'12"44 | 00:35.75 | -0.31 |
| 8 (10) | ANOTHERFOTHEROAD G. CONGIU | 3 | 64.91 T4 | 00:11.51 T5 | 01:13.13 01:13.13 | 01:25.20 00:12.06 | 01:37.73 00:12.52 | 01:49.53 00:11.80 | 02:01.05 00:11.51 | 02:13.09 00:12.04 | 2'12"72 | 00:35.35 | 0.04 |
| 6 (11) | SUNDAY WINNER A. POUCHIN | 4 | 64.08 T5 | 00:11.63 T5 | 01:11.97 01:11.97 | 01:23.98 00:12.01 | 01:36.74 00:12.76 | 01:48.89 00:12.14 | 02:00.52 00:11.63 | 02:13.07 00:12.55 | 2'12"73 | 00:36.32 | -2.75 |
| 4 (6) | LOS ALTOS H. BESNIER | 5 | 61.88 T4 | 00:12.04 T5 | 01:11.35 01:11.35 | 01:23.51 00:12.15 | 01:36.30 00:12.79 | 01:48.63 00:12.32 | 02:00.67 00:12.04 | 02:13.15 00:12.48 | 2'12"80 | 00:36.84 | -3.92 |
| 9 (8) | JASMINE A LA PLAGES A. HAMELIN | 6 | 63.97 T4 | 00:11.90 T5 | 01:11.65 01:11.65 | 01:23.77 00:12.11 | 01:36.50 00:12.73 | 01:48.74 00:12.24 | 02:00.65 00:11.90 | 02:13.43 00:12.77 | 2'13"06 | 00:36.92 | -0.41 |
| 2 (3) | BELEAVE YOU F. PANICUCCI | 7 | 63.40 T4 | 00:12.07 T5 | 01:11.81 01:11.81 | 01:23.92 00:12.11 | 01:36.53 00:12.61 | 01:48.80 00:12.26 | 02:00.87 00:12.07 | 02:13.53 00:12.65 | 2'13"14 | 00:36.99 | -1.90 |
| 16 (1) | CELESTIAL HOUSE A. COUTIER | 8 | 64.40 T4 | 00:11.94 T5 | 01:12.20 01:12.20 | 01:24.47 00:12.27 | 01:37.05 00:12.57 | 01:49.17 00:12.12 | 02:01.12 00:11.94 | 02:13.61 00:12.49 | 2'13"21 | 00:36.56 | -6.08 |
| 10 (9) | SIEGFRIED LINE S. FRANCOIS | 9 | 63.04 T4 | 00:12.02 T5 | 01:12.57 01:12.57 | 01:24.62 00:12.05 | 01:37.38 00:12.76 | 01:49.46 00:12.07 | 02:01.48 00:12.02 | 02:14.12 00:12.64 | 2'13"71 | 00:36.73 | 2.62 |
| 14 (13) | PRIMUS INCITATUS C. DEMURO | 10 | 61.99 T1 | 00:12.11 T2 | 01:11.50 01:11.50 | 01:23.61 00:12.11 | 01:36.22 00:12.60 | 01:48.67 00:12.45 | 02:00.99 00:12.31 | 02:14.41 00:13.42 | 2'14"00 | 00:38.19 | 1.25 |
| 7 (15) | KOOSTO L. GROSSO | 11 | 63.54 T5 | 00:11.70 T5 | 01:13.29 01:13.29 | 01:25.05 00:11.76 | 01:37.95 00:12.90 | 01:50.34 00:12.38 | 02:02.04 00:11.70 | 02:14.49 00:12.44 | 2'14"05 | 00:36.53 | 2.86 |
| 11 (2) | ACMAYAG S. LAURENT | 12 | 61.85 T4 | 00:12.02 T2 | 01:12.81 01:12.81 | 01:24.84 00:12.02 | 01:37.48 00:12.63 | 01:49.66 00:12.18 | 02:01.76 00:12.10 | 02:14.90 00:13.13 | 2'14"48 | 00:37.41 | -3.63 |
| 13 (5) | HARK E. ETIENNE | 13 | 61.42 T4 | 00:12.13 T2 | 01:11.99 01:11.99 | 01:24.13 00:12.13 | 01:36.85 00:12.71 | 01:49.16 00:12.31 | 02:01.72 00:12.56 | 02:15.46 00:13.74 | 2'15"01 | 00:38.61 | -1.91 |
| 15 (12) | TROPEZIENNE D. SANTIAGO | 14 | 62.46 T1 | 00:12.08 T2 | 01:12.23 01:12.23 | 01:24.32 00:12.08 | 01:37.28 00:12.96 | 01:49.63 00:12.34 | 02:01.98 00:12.34 | 02:15.73 00:13.75 | 2'15"31 | 00:38.44 | -0.83 |
| 5 (14) | MIRO H. LBOUC | 15 | 63.25 T2 | 00:11.92 T2 | 01:12.97 01:12.97 | 01:24.89 00:11.92 | 01:37.74 00:12.84 | 01:50.84 00:13.10 | 00:00.00 00:15.85 | 02:25.49 00:18.79 | 2'25"36 | 00:47.75 | 5.18 |
| 3 (7) | SNOWY SUNDAY J. MARIEN | | | | | | | | | | | | |

Statistiques Tracking
CHANTILLY
C2 - PRIX DE LA MARE DU MONT ALTA - 2100m
jeudi 30 janvier 2020 - 11:55

Cheval **DANDY PLACE**
 Jockey **A. NICCO**
 Rang d'arrivée **1**
 Temps de parcours **02:12.59**
 Tronçon le plus rapide **00:11.91** (tronçon 400m - 200m)
 Vitesse maximale **62.86** (tronçon 1200m - 1000m)
 Vitesse moyenne **57.1**

Données de tracking

| Tronçons de 200m | DEP 2000m | 2000m 1800m | 1800m 1600m | 1600m 1400m | 1400m 1200m | 1200m 1000m | 1000m 800m | 800m 600m | 600m 400m | 400m 200m | 200m ARR |
|--------------------------|-----------------|-----------------|-----------------|-----------------|-----------------|-----------------|-----------------|-----------------|-----------------|-----------------|-----------------|
| Temps de parcours | 00:08.47 | 00:20.52 | 00:33.06 | 00:45.94 | 00:58.80 | 01:11.11 | 01:23.27 | 01:36.03 | 01:48.45 | 02:00.37 | 02:12.59 |
| Temps du tronçon | 00:08.47 | 00:12.05 | 00:12.53 | 00:12.88 | 00:12.85 | 00:12.31 | 00:12.16 | 00:12.75 | 00:12.42 | 00:11.91 | 00:12.21 |
| Vitesse moyenne | 40.3 | 59.6 | 58.7 | 55.8 | 56.2 | 58.4 | 59.4 | 56.3 | 58.1 | 60.9 | 58.9 |

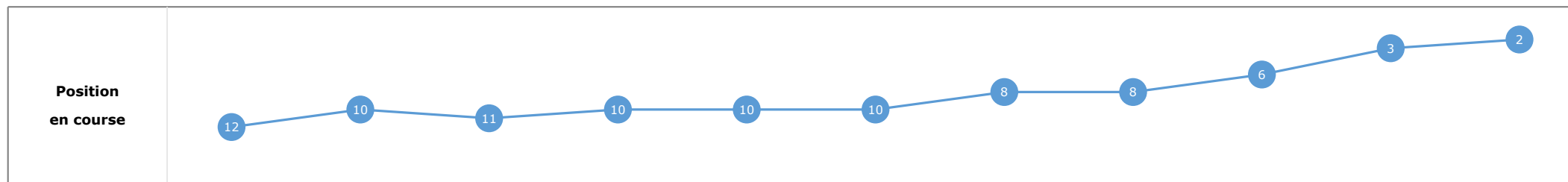
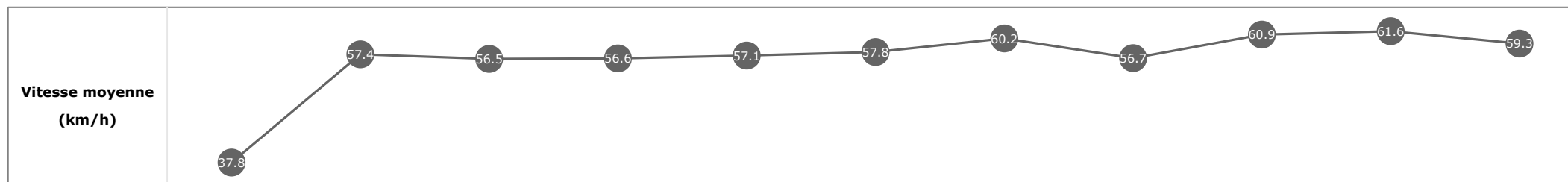


Statistiques Tracking
CHANTILLY
C2 - PRIX DE LA MARE DU MONT ALTA - 2100m
jeudi 30 janvier 2020 - 11:55

Cheval **AVEC LAURA**
 Jockey **C. LECOEVRE**
 Rang d'arrivée **2**
 Temps de parcours **02:12.76**
 Tronçon le plus rapide **00:11.65** (tronçon 400m - 200m)
 Vitesse maximale **63.86** (tronçon 600m - 400m)
 Vitesse moyenne **57**

Données de tracking

| Tronçons de 200m | DEP 2000m | 2000m 1800m | 1800m 1600m | 1600m 1400m | 1400m 1200m | 1200m 1000m | 1000m 800m | 800m 600m | 600m 400m | 400m 200m | 200m ARR |
|--------------------------|-----------------|-----------------|-----------------|-----------------|-----------------|-----------------|-----------------|-----------------|-----------------|-----------------|-----------------|
| Temps de parcours | 00:08.99 | 00:21.57 | 00:34.41 | 00:47.30 | 00:59.89 | 01:12.38 | 01:24.24 | 01:37.00 | 01:48.89 | 02:00.54 | 02:12.76 |
| Temps du tronçon | 00:08.99 | 00:12.58 | 00:12.84 | 00:12.88 | 00:12.59 | 00:12.48 | 00:11.86 | 00:12.76 | 00:11.88 | 00:11.65 | 00:12.22 |
| Vitesse moyenne | 37.8 | 57.4 | 56.5 | 56.6 | 57.1 | 57.8 | 60.2 | 56.7 | 60.9 | 61.6 | 59.3 |

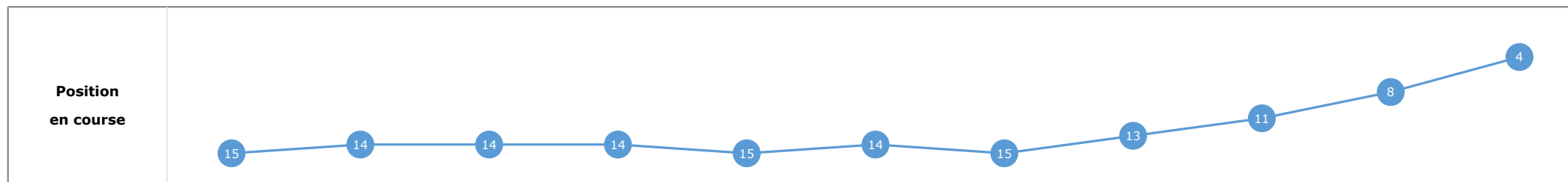
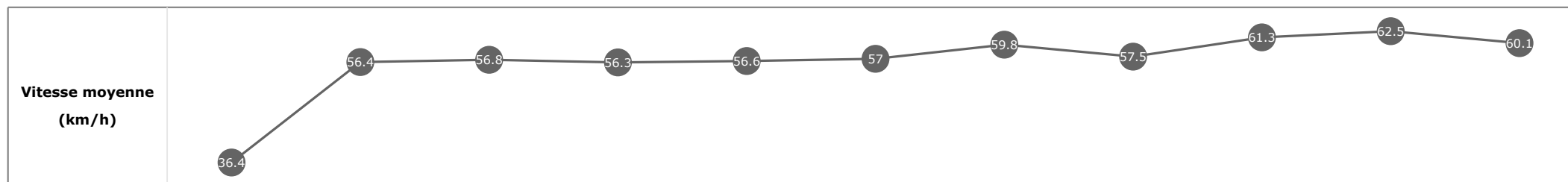


Statistiques Tracking
CHANTILLY
C2 - PRIX DE LA MARE DU MONT ALTA - 2100m
jeudi 30 janvier 2020 - 11:55

Cheval **ANOTHERFORTHEROAD**
 Jockey G. CONGIU
 Rang d'arrivée **3**
 Temps de parcours **02:13.09**
 Tronçon le plus rapide **00:11.51** (tronçon 400m - 200m)
 Vitesse maximale **64.91** (tronçon 600m - 400m)
 Vitesse moyenne **56.8**

Données de tracking

| Tronçons de 200m | DEP 2000m | 2000m 1800m | 1800m 1600m | 1600m 1400m | 1400m 1200m | 1200m 1000m | 1000m 800m | 800m 600m | 600m 400m | 400m 200m | 200m ARR |
|--------------------------|-----------------|-----------------|-----------------|-----------------|-----------------|-----------------|-----------------|-----------------|-----------------|-----------------|-----------------|
| Temps de parcours | 00:09.25 | 00:22.09 | 00:34.86 | 00:47.80 | 01:00.52 | 01:13.13 | 01:25.20 | 01:37.73 | 01:49.53 | 02:01.05 | 02:13.09 |
| Temps du tronçon | 00:09.25 | 00:12.84 | 00:12.76 | 00:12.94 | 00:12.71 | 00:12.61 | 00:12.06 | 00:12.52 | 00:11.80 | 00:11.51 | 00:12.04 |
| Vitesse moyenne | 36.4 | 56.4 | 56.8 | 56.3 | 56.6 | 57 | 59.8 | 57.5 | 61.3 | 62.5 | 60.1 |

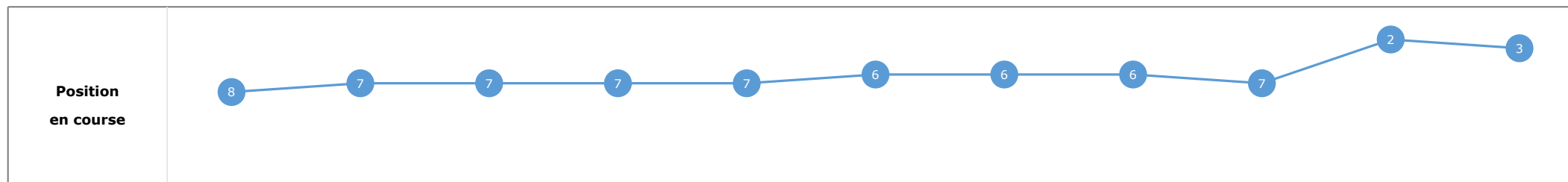
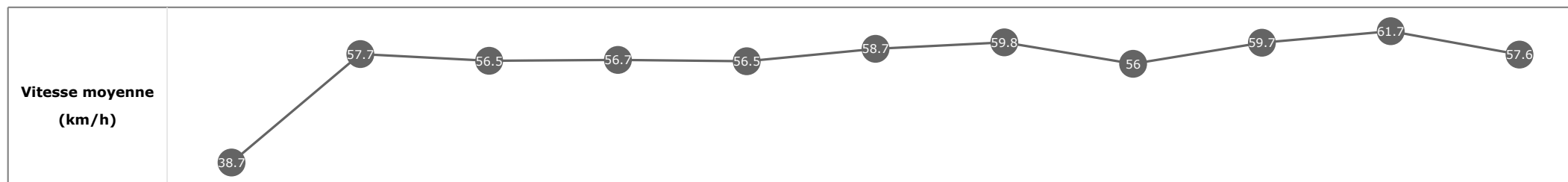


Statistiques Tracking
CHANTILLY
C2 - PRIX DE LA MARE DU MONT ALTA - 2100m
jeudi 30 janvier 2020 - 11:55

Cheval **SUNDAY WINNER**
 Jockey **A. POUCHIN**
 Rang d'arrivée **4**
 Temps de parcours **02:13.07**
 Tronçon le plus rapide **00:11.63** (tronçon 400m - 200m)
 Vitesse maximale **64.08** (tronçon 400m - 200m)
 Vitesse moyenne **56.8**

Données de tracking

| Tronçons de 200m | DEP 2000m | 2000m 1800m | 1800m 1600m | 1600m 1400m | 1400m 1200m | 1200m 1000m | 1000m 800m | 800m 600m | 600m 400m | 400m 200m | 200m ARR |
|--------------------------|-----------------|-----------------|-----------------|-----------------|-----------------|-----------------|-----------------|-----------------|-----------------|-----------------|-----------------|
| Temps de parcours | 00:08.79 | 00:21.29 | 00:34.09 | 00:46.91 | 00:59.63 | 01:11.97 | 01:23.98 | 01:36.74 | 01:48.89 | 02:00.52 | 02:13.07 |
| Temps du tronçon | 00:08.79 | 00:12.49 | 00:12.80 | 00:12.81 | 00:12.72 | 00:12.33 | 00:12.01 | 00:12.76 | 00:12.14 | 00:11.63 | 00:12.55 |
| Vitesse moyenne | 38.7 | 57.7 | 56.5 | 56.7 | 56.5 | 58.7 | 59.8 | 56 | 59.7 | 61.7 | 57.6 |

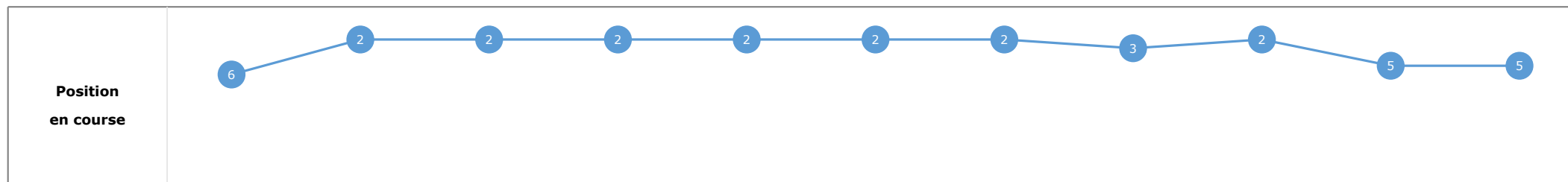
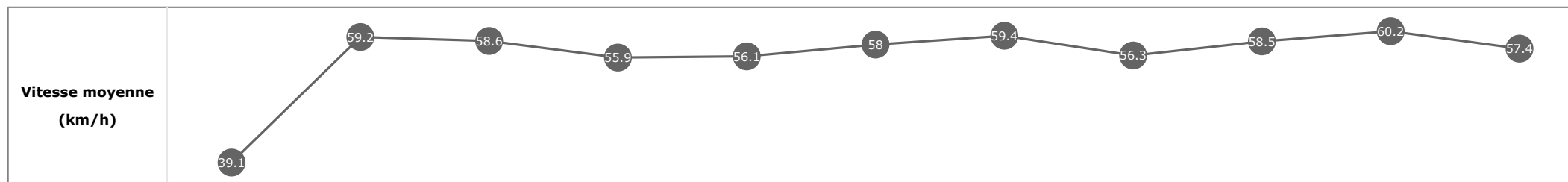


Statistiques Tracking
CHANTILLY
C2 - PRIX DE LA MARE DU MONT ALTA - 2100m
jeudi 30 janvier 2020 - 11:55

Cheval **LOS ALTOS**
 Jockey **H. BESNIER**
 Rang d'arrivée **5**
 Temps de parcours **02:13.15**
 Tronçon le plus rapide **00:12.04** (tronçon 400m - 200m)
 Vitesse maximale **61.88** (tronçon 600m - 400m)
 Vitesse moyenne **56.7**

Données de tracking

| Tronçons de 200m | DEP 2000m | 2000m 1800m | 1800m 1600m | 1600m 1400m | 1400m 1200m | 1200m 1000m | 1000m 800m | 800m 600m | 600m 400m | 400m 200m | 200m ARR |
|--------------------------|-----------------|-----------------|-----------------|-----------------|-----------------|-----------------|-----------------|-----------------|-----------------|-----------------|-----------------|
| Temps de parcours | 00:08.68 | 00:20.82 | 00:33.29 | 00:46.18 | 00:58.99 | 01:11.35 | 01:23.51 | 01:36.30 | 01:48.63 | 02:00.67 | 02:13.15 |
| Temps du tronçon | 00:08.68 | 00:12.13 | 00:12.47 | 00:12.88 | 00:12.81 | 00:12.35 | 00:12.15 | 00:12.79 | 00:12.32 | 00:12.04 | 00:12.48 |
| Vitesse moyenne | 39.1 | 59.2 | 58.6 | 55.9 | 56.1 | 58 | 59.4 | 56.3 | 58.5 | 60.2 | 57.4 |

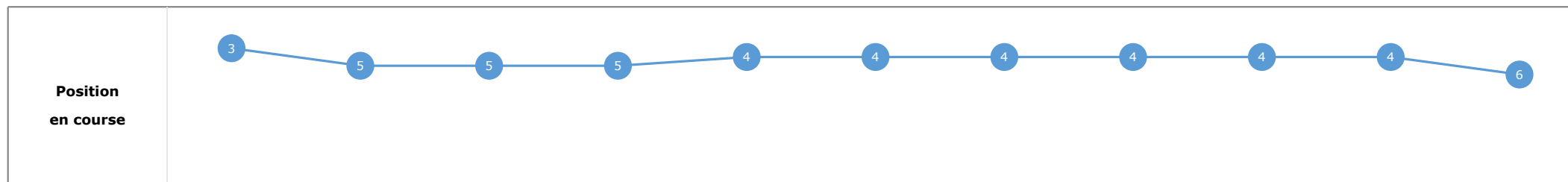
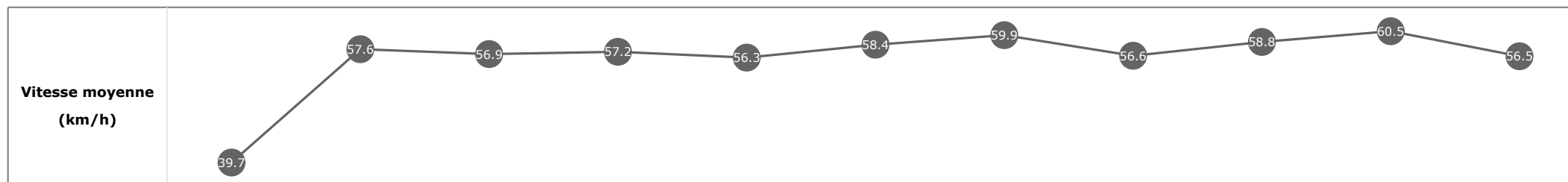


Statistiques Tracking
CHANTILLY
C2 - PRIX DE LA MARE DU MONT ALTA - 2100m
jeudi 30 janvier 2020 - 11:55

Cheval **JASMINE A LA PLAGE**
 Jockey **A. HAMELIN**
 Rang d'arrivée **6**
 Temps de parcours **02:13.43**
 Tronçon le plus rapide **00:11.90** (tronçon 400m - 200m)
 Vitesse maximale **63.97** (tronçon 600m - 400m)
 Vitesse moyenne **56.7**

Données de tracking

| Tronçons de 200m | DEP 2000m | 2000m 1800m | 1800m 1600m | 1600m 1400m | 1400m 1200m | 1200m 1000m | 1000m 800m | 800m 600m | 600m 400m | 400m 200m | 200m ARR |
|--------------------------|-----------------|-----------------|-----------------|-----------------|-----------------|-----------------|-----------------|-----------------|-----------------|-----------------|-----------------|
| Temps de parcours | 00:08.51 | 00:21.07 | 00:33.82 | 00:46.59 | 00:59.38 | 01:11.65 | 01:23.77 | 01:36.50 | 01:48.74 | 02:00.65 | 02:13.43 |
| Temps du tronçon | 00:08.51 | 00:12.55 | 00:12.75 | 00:12.76 | 00:12.79 | 00:12.27 | 00:12.11 | 00:12.73 | 00:12.24 | 00:11.90 | 00:12.77 |
| Vitesse moyenne | 39.7 | 57.6 | 56.9 | 57.2 | 56.3 | 58.4 | 59.9 | 56.6 | 58.8 | 60.5 | 56.5 |

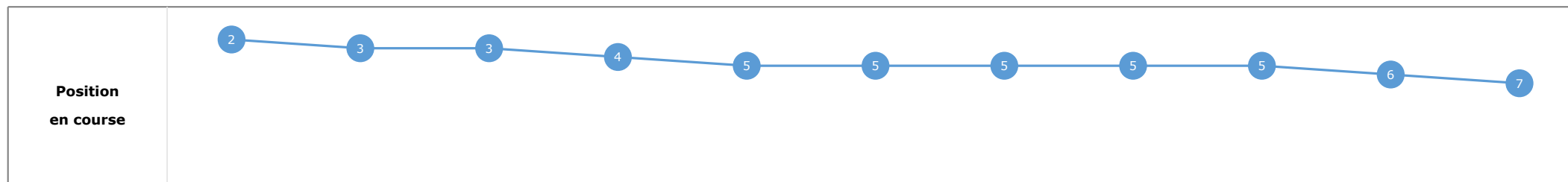
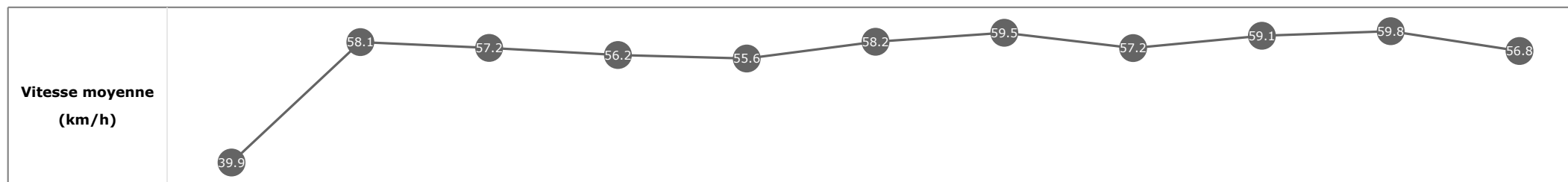


Statistiques Tracking
CHANTILLY
C2 - PRIX DE LA MARE DU MONT ALTA - 2100m
jeudi 30 janvier 2020 - 11:55

Cheval **BELEAVE YOU**
 Jockey **F. PANICUCCI**
 Rang d'arrivée **7**
 Temps de parcours **02:13.53**
 Tronçon le plus rapide **00:12.07** (tronçon 400m - 200m)
 Vitesse maximale **63.40** (tronçon 600m - 400m)
 Vitesse moyenne **56.6**

Données de tracking

| Tronçons de 200m | DEP 2000m | 2000m 1800m | 1800m 1600m | 1600m 1400m | 1400m 1200m | 1200m 1000m | 1000m 800m | 800m 600m | 600m 400m | 400m 200m | 200m ARR |
|--------------------------|-----------------|-----------------|-----------------|-----------------|-----------------|-----------------|-----------------|-----------------|-----------------|-----------------|-----------------|
| Temps de parcours | 00:08.50 | 00:20.85 | 00:33.53 | 00:46.43 | 00:59.46 | 01:11.81 | 01:23.92 | 01:36.53 | 01:48.80 | 02:00.87 | 02:13.53 |
| Temps du tronçon | 00:08.50 | 00:12.35 | 00:12.68 | 00:12.89 | 00:13.02 | 00:12.34 | 00:12.11 | 00:12.61 | 00:12.26 | 00:12.07 | 00:12.65 |
| Vitesse moyenne | 39.9 | 58.1 | 57.2 | 56.2 | 55.6 | 58.2 | 59.5 | 57.2 | 59.1 | 59.8 | 56.8 |

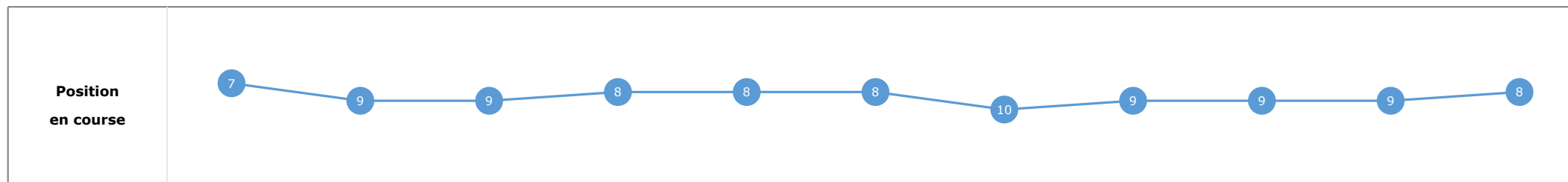
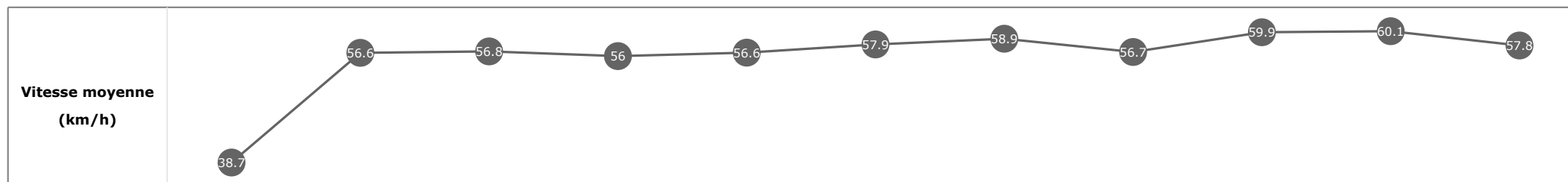


Statistiques Tracking
CHANTILLY
C2 - PRIX DE LA MARE DU MONT ALTA - 2100m
jeudi 30 janvier 2020 - 11:55

Cheval **CELESTIAL HOUSE**
 Jockey **A. COUTIER**
 Rang d'arrivée **8**
 Temps de parcours **02:13.61**
 Tronçon le plus rapide **00:11.94** (tronçon 400m - 200m)
 Vitesse maximale **64.40** (tronçon 600m - 400m)
 Vitesse moyenne **56.4**

Données de tracking

| Tronçons de 200m | DEP 2000m | 2000m 1800m | 1800m 1600m | 1600m 1400m | 1400m 1200m | 1200m 1000m | 1000m 800m | 800m 600m | 600m 400m | 400m 200m | 200m ARR |
|--------------------------|-----------------|-----------------|-----------------|-----------------|-----------------|-----------------|-----------------|-----------------|-----------------|-----------------|-----------------|
| Temps de parcours | 00:08.72 | 00:21.45 | 00:34.15 | 00:47.07 | 00:59.73 | 01:12.20 | 01:24.47 | 01:37.05 | 01:49.17 | 02:01.12 | 02:13.61 |
| Temps du tronçon | 00:08.72 | 00:12.72 | 00:12.70 | 00:12.91 | 00:12.66 | 00:12.46 | 00:12.27 | 00:12.57 | 00:12.12 | 00:11.94 | 00:12.49 |
| Vitesse moyenne | 38.7 | 56.6 | 56.8 | 56 | 56.6 | 57.9 | 58.9 | 56.7 | 59.9 | 60.1 | 57.8 |

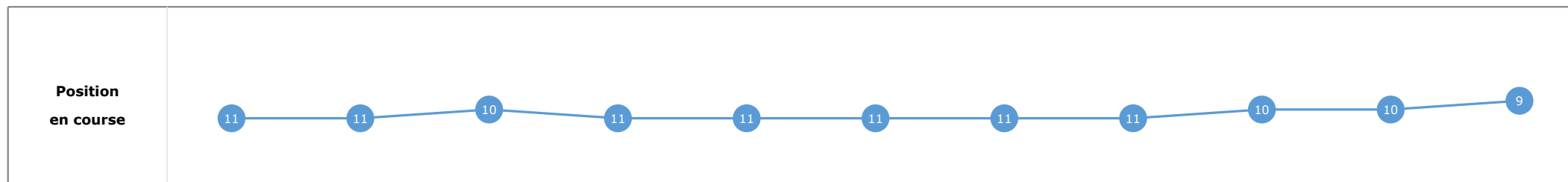
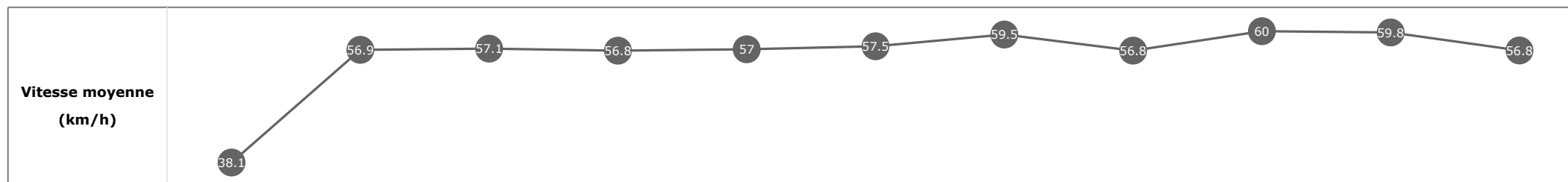


Statistiques Tracking
CHANTILLY
C2 - PRIX DE LA MARE DU MONT ALTA - 2100m
jeudi 30 janvier 2020 - 11:55

Cheval **SIEGFRIED LINE**
 Jockey **S. FRANCOIS**
 Rang d'arrivée **9**
 Temps de parcours **02:14.12**
 Tronçon le plus rapide **00:12.02** (tronçon 400m - 200m)
 Vitesse maximale **63.04** (tronçon 600m - 400m)
 Vitesse moyenne **56.5**

Données de tracking

| Tronçons de 200m | DEP 2000m | 2000m 1800m | 1800m 1600m | 1600m 1400m | 1400m 1200m | 1200m 1000m | 1000m 800m | 800m 600m | 600m 400m | 400m 200m | 200m ARR |
|--------------------------|-----------------|-----------------|-----------------|-----------------|-----------------|-----------------|-----------------|-----------------|-----------------|-----------------|-----------------|
| Temps de parcours | 00:08.97 | 00:21.60 | 00:34.41 | 00:47.38 | 01:00.06 | 01:12.57 | 01:24.62 | 01:37.38 | 01:49.46 | 02:01.48 | 02:14.12 |
| Temps du tronçon | 00:08.97 | 00:12.63 | 00:12.81 | 00:12.97 | 00:12.67 | 00:12.51 | 00:12.05 | 00:12.76 | 00:12.07 | 00:12.02 | 00:12.64 |
| Vitesse moyenne | 38.1 | 56.9 | 57.1 | 56.8 | 57 | 57.5 | 59.5 | 56.8 | 60 | 59.8 | 56.8 |

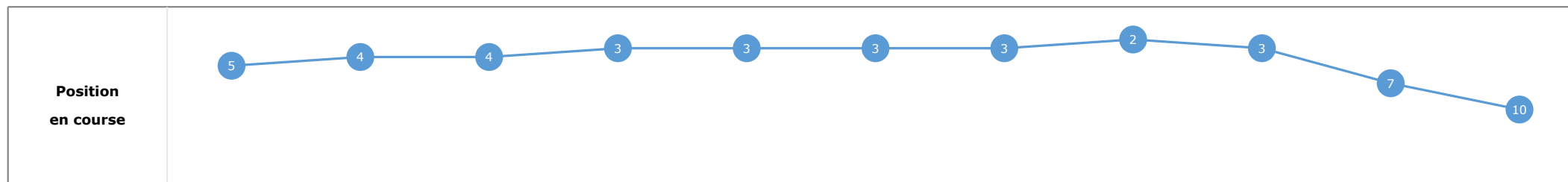
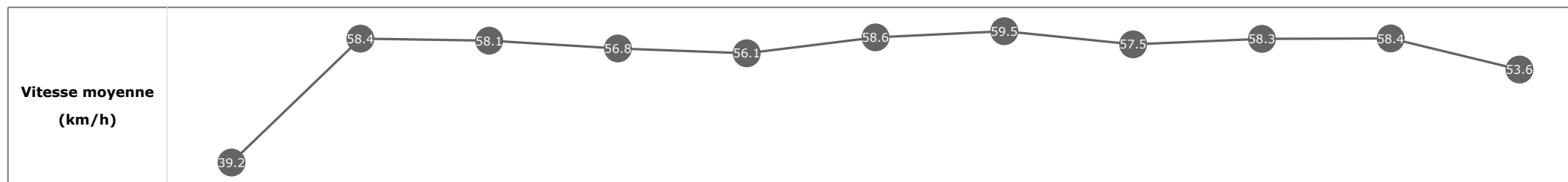


Statistiques Tracking CHANTILLY C2 - PRIX DE LA MARE DU MONT ALTA - 2100m jeudi 30 janvier 2020 - 11:55

Cheval **PRIMUS INCITATUS**
 Jockey C. DEMURO
 Rang d'arrivée **10**
 Temps de parcours **02:14.41**
 Tronçon le plus rapide **00:12.11** (tronçon 1000m - 800m)
 Vitesse maximale **61.99** (tronçon 1600m - 1400m)
 Vitesse moyenne **56.3**

Données de tracking

| Tronçons de 200m | DEP 2000m | 2000m 1800m | 1800m 1600m | 1600m 1400m | 1400m 1200m | 1200m 1000m | 1000m 800m | 800m 600m | 600m 400m | 400m 200m | 200m ARR |
|--------------------------|-----------------|-----------------|-----------------|-----------------|-----------------|-----------------|-----------------|-----------------|-----------------|-----------------|-----------------|
| Temps de parcours | 00:08.63 | 00:20.95 | 00:33.55 | 00:46.34 | 00:59.15 | 01:11.50 | 01:23.61 | 01:36.22 | 01:48.67 | 02:00.99 | 02:14.41 |
| Temps du tronçon | 00:08.63 | 00:12.32 | 00:12.59 | 00:12.78 | 00:12.81 | 00:12.34 | 00:12.11 | 00:12.60 | 00:12.45 | 00:12.31 | 00:13.42 |
| Vitesse moyenne | 39.2 | 58.4 | 58.1 | 56.8 | 56.1 | 58.6 | 59.5 | 57.5 | 58.3 | 58.4 | 53.6 |

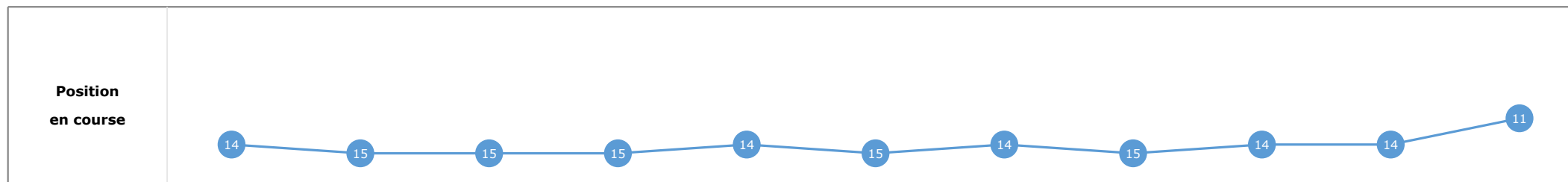
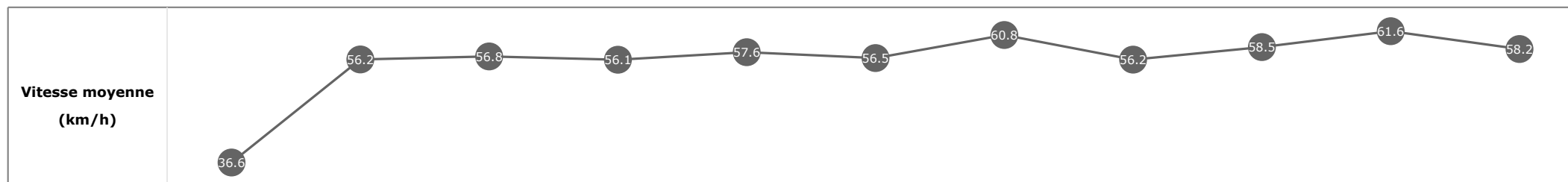


Statistiques Tracking
CHANTILLY
C2 - PRIX DE LA MARE DU MONT ALTA - 2100m
jeudi 30 janvier 2020 - 11:55

Cheval **KOOSTO**
 Jockey **L. GROSSO**
 Rang d'arrivée **11**
 Temps de parcours **02:14.49**
 Tronçon le plus rapide **00:11.70** (tronçon 400m - 200m)
 Vitesse maximale **63.54** (tronçon 400m - 200m)
 Vitesse moyenne **56.3**

Données de tracking

| Tronçons de 200m | DEP 2000m | 2000m 1800m | 1800m 1600m | 1600m 1400m | 1400m 1200m | 1200m 1000m | 1000m 800m | 800m 600m | 600m 400m | 400m 200m | 200m ARR |
|--------------------------|-----------------|-----------------|-----------------|-----------------|-----------------|-----------------|-----------------|-----------------|-----------------|-----------------|-----------------|
| Temps de parcours | 00:09.23 | 00:22.10 | 00:34.96 | 00:47.93 | 01:00.49 | 01:13.29 | 01:25.05 | 01:37.95 | 01:50.34 | 02:02.04 | 02:14.49 |
| Temps du tronçon | 00:09.23 | 00:12.86 | 00:12.86 | 00:12.96 | 00:12.56 | 00:12.79 | 00:11.76 | 00:12.90 | 00:12.38 | 00:11.70 | 00:12.44 |
| Vitesse moyenne | 36.6 | 56.2 | 56.8 | 56.1 | 57.6 | 56.5 | 60.8 | 56.2 | 58.5 | 61.6 | 58.2 |

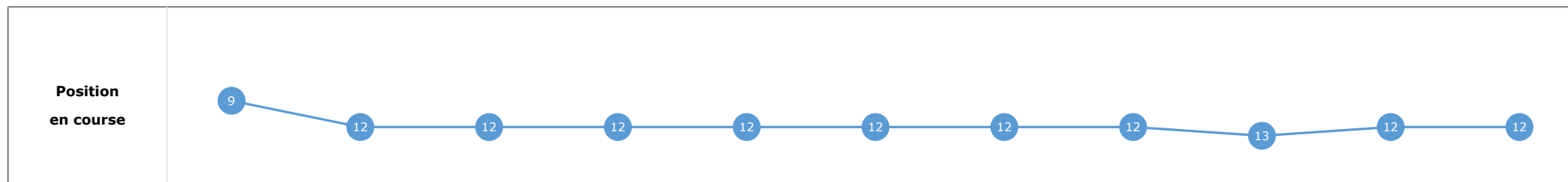
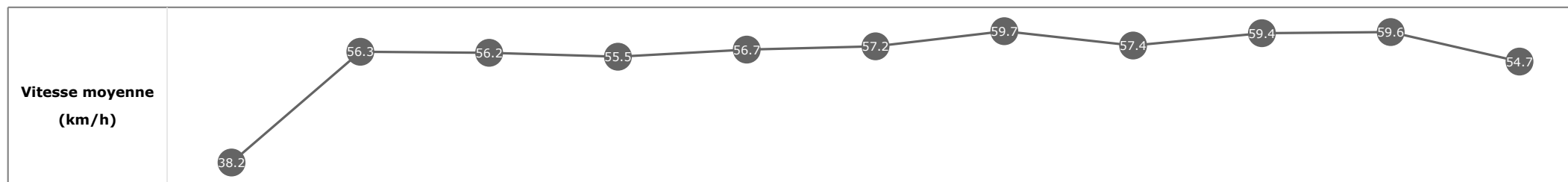


Statistiques Tracking
CHANTILLY
C2 - PRIX DE LA MARE DU MONT ALTA - 2100m
jeudi 30 janvier 2020 - 11:55

Cheval **ACMAYAG**
 Jockey **S. LAURENT**
 Rang d'arrivée **12**
 Temps de parcours **02:14.90**
 Tronçon le plus rapide **00:12.02** (tronçon 1000m - 800m)
 Vitesse maximale **61.85** (tronçon 600m - 400m)
 Vitesse moyenne **56**

Données de tracking

| Tronçons de 200m | DEP 2000m | 2000m 1800m | 1800m 1600m | 1600m 1400m | 1400m 1200m | 1200m 1000m | 1000m 800m | 800m 600m | 600m 400m | 400m 200m | 200m ARR |
|--------------------------|-----------------|-----------------|-----------------|-----------------|-----------------|-----------------|-----------------|-----------------|-----------------|-----------------|-----------------|
| Temps de parcours | 00:08.83 | 00:21.63 | 00:34.52 | 00:47.57 | 01:00.22 | 01:12.81 | 01:24.84 | 01:37.48 | 01:49.66 | 02:01.76 | 02:14.90 |
| Temps du tronçon | 00:08.83 | 00:12.79 | 00:12.89 | 00:13.05 | 00:12.65 | 00:12.59 | 00:12.02 | 00:12.63 | 00:12.18 | 00:12.10 | 00:13.13 |
| Vitesse moyenne | 38.2 | 56.3 | 56.2 | 55.5 | 56.7 | 57.2 | 59.7 | 57.4 | 59.4 | 59.6 | 54.7 |

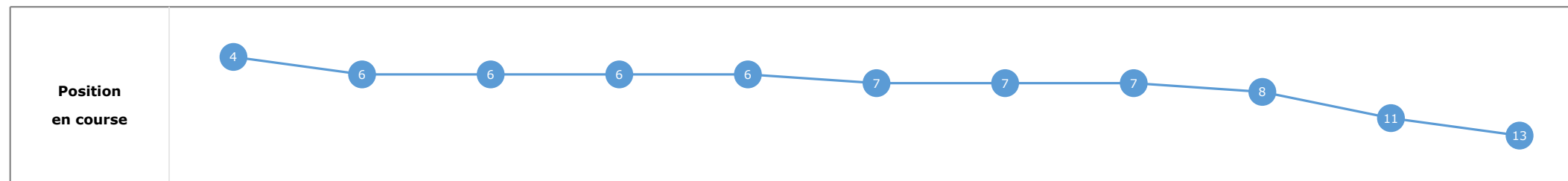
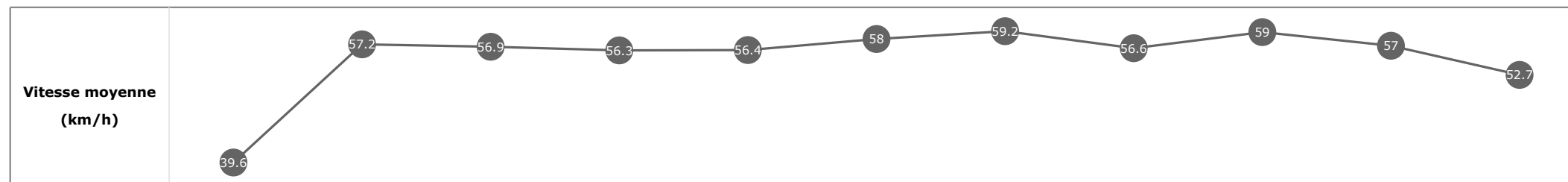


Statistiques Tracking
CHANTILLY
C2 - PRIX DE LA MARE DU MONT ALTA - 2100m
jeudi 30 janvier 2020 - 11:55

Cheval **HARK**
 Jockey **E. ETIENNE**
 Rang d'arrivée **13**
 Temps de parcours **02:15.46**
 Tronçon le plus rapide **00:12.13** (tronçon 1000m - 800m)
 Vitesse maximale **61.42** (tronçon 600m - 400m)
 Vitesse moyenne **55.8**

Données de tracking

| Tronçons de 200m | DEP 2000m | 2000m 1800m | 1800m 1600m | 1600m 1400m | 1400m 1200m | 1200m 1000m | 1000m 800m | 800m 600m | 600m 400m | 400m 200m | 200m ARR |
|--------------------------|-----------------|-----------------|-----------------|-----------------|-----------------|-----------------|-----------------|-----------------|-----------------|-----------------|-----------------|
| Temps de parcours | 00:08.58 | 00:21.13 | 00:33.86 | 00:46.75 | 00:59.54 | 01:11.99 | 01:24.13 | 01:36.85 | 01:49.16 | 02:01.72 | 02:15.46 |
| Temps du tronçon | 00:08.58 | 00:12.55 | 00:12.72 | 00:12.89 | 00:12.78 | 00:12.45 | 00:12.13 | 00:12.71 | 00:12.31 | 00:12.56 | 00:13.74 |
| Vitesse moyenne | 39.6 | 57.2 | 56.9 | 56.3 | 56.4 | 58 | 59.2 | 56.6 | 59 | 57 | 52.7 |

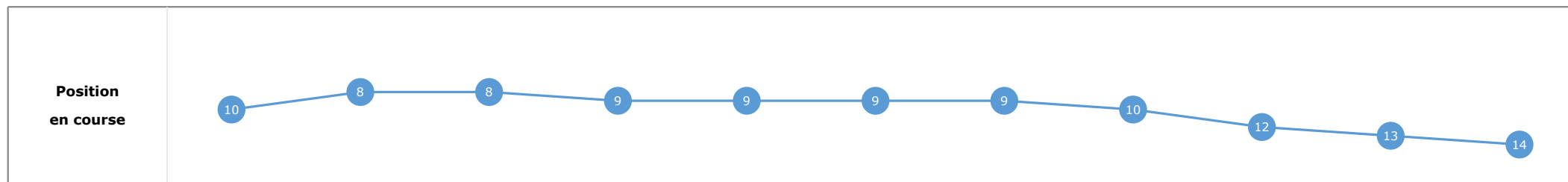
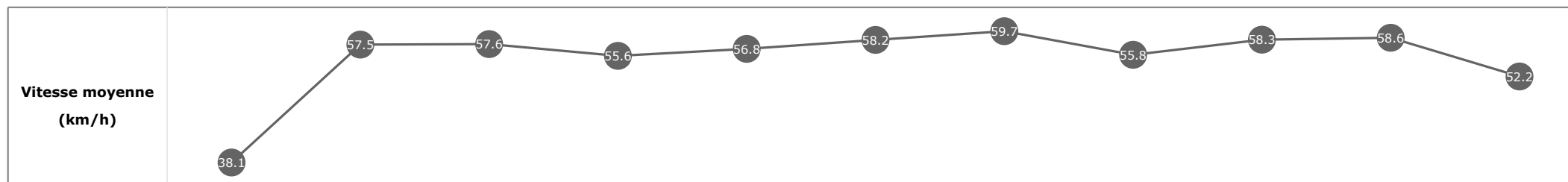


Statistiques Tracking
CHANTILLY
C2 - PRIX DE LA MARE DU MONT ALTA - 2100m
jeudi 30 janvier 2020 - 11:55

Cheval **TROPEZIENNE**
 Jockey **D. SANTIAGO**
 Rang d'arrivée **14**
 Temps de parcours **02:15.73**
 Tronçon le plus rapide **00:12.08** (tronçon 1000m - 800m)
 Vitesse maximale **62.46** (tronçon 1200m - 1000m)
 Vitesse moyenne **55.7**

Données de tracking

| Tronçons de 200m | DEP 2000m | 2000m 1800m | 1800m 1600m | 1600m 1400m | 1400m 1200m | 1200m 1000m | 1000m 800m | 800m 600m | 600m 400m | 400m 200m | 200m ARR |
|--------------------------|-----------------|-----------------|-----------------|-----------------|-----------------|-----------------|-----------------|-----------------|-----------------|-----------------|-----------------|
| Temps de parcours | 00:08.96 | 00:21.43 | 00:34.10 | 00:47.15 | 00:59.89 | 01:12.23 | 01:24.32 | 01:37.28 | 01:49.63 | 02:01.98 | 02:15.73 |
| Temps du tronçon | 00:08.96 | 00:12.47 | 00:12.67 | 00:13.04 | 00:12.74 | 00:12.34 | 00:12.08 | 00:12.96 | 00:12.34 | 00:12.34 | 00:13.75 |
| Vitesse moyenne | 38.1 | 57.5 | 57.6 | 55.6 | 56.8 | 58.2 | 59.7 | 55.8 | 58.3 | 58.6 | 52.2 |

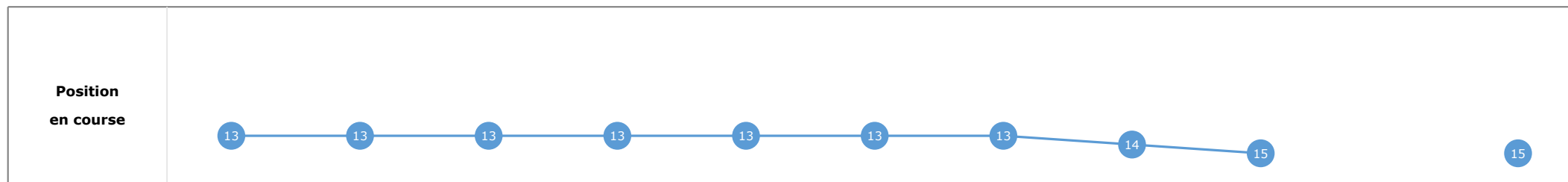
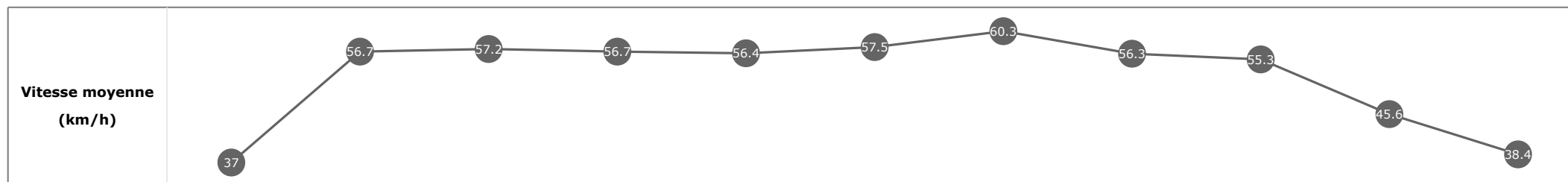


Statistiques Tracking
CHANTILLY
C2 - PRIX DE LA MARE DU MONT ALTA - 2100m
jeudi 30 janvier 2020 - 11:55

Cheval **MIRO**
 Jockey **H. LEBOUIC**
 Rang d'arrivée **15**
 Temps de parcours **02:25.49**
 Tronçon le plus rapide **00:11.92** (tronçon 1000m - 800m)
 Vitesse maximale **63.25** (tronçon 1000m - 800m)
 Vitesse moyenne **52.1**

Données de tracking

| Tronçons de 200m | DEP 2000m | 2000m 1800m | 1800m 1600m | 1600m 1400m | 1400m 1200m | 1200m 1000m | 1000m 800m | 800m 600m | 600m 400m | 400m 200m | 200m ARR |
|--------------------------|-----------------|-----------------|-----------------|-----------------|-----------------|-----------------|-----------------|-----------------|-----------------|--------------|-----------------|
| Temps de parcours | 00:09.13 | 00:21.84 | 00:34.69 | 00:47.61 | 01:00.35 | 01:12.97 | 01:24.89 | 01:37.74 | 01:50.84 | | 02:25.49 |
| Temps du tronçon | 00:09.13 | 00:12.70 | 00:12.84 | 00:12.92 | 00:12.74 | 00:12.61 | 00:11.92 | 00:12.84 | 00:13.10 | | 00:18.79 |
| Vitesse moyenne | 37 | 56.7 | 57.2 | 56.7 | 56.4 | 57.5 | 60.3 | 56.3 | 55.3 | 45.6 | 38.4 |



Statistiques Tracking
CHANTILLY
C2 - PRIX DE LA MARE DU MONT ALTA - 2100m
jeudi 30 janvier 2020 - 11:55

Cheval **SNOWY SUNDAY**
 Jockey J. MARIEN
 Rang d'arrivée **0**
 Temps de parcours **00:00.00**
 Tronçon le plus rapide
 Vitesse maximale
 Vitesse moyenne

Données de tracking

| Tronçons de 200m | 0m | 0m | 0m | 0m | 0m | 0m | 0m | 0m | 0m | 0m | 0m | 0m |
|--------------------------|-----|-----|-----|-----|-----|-----|-----|-----|-----|-----|-----|-----|
| | ARR | ARR | ARR | ARR | ARR | ARR | ARR | ARR | ARR | ARR | ARR | ARR |
| Temps de parcours | | | | | | | | | | | | |
| Temps du tronçon | | | | | | | | | | | | |
| Vitesse moyenne | | | | | | | | | | | | |

| | |
|-----------------------------------|--|
| Vitesse moyenne (km/h) | |
|-----------------------------------|--|

| | |
|-------------------------------|--|
| Position en course | |
|-------------------------------|--|