

**Statistiques Tracking**  
**CHANTILLY**  
**C3 - PRIX DE LA ROUTE DES FERMETTES - 2700m**  
**jeudi 30 janvier 2020 - 12:25**

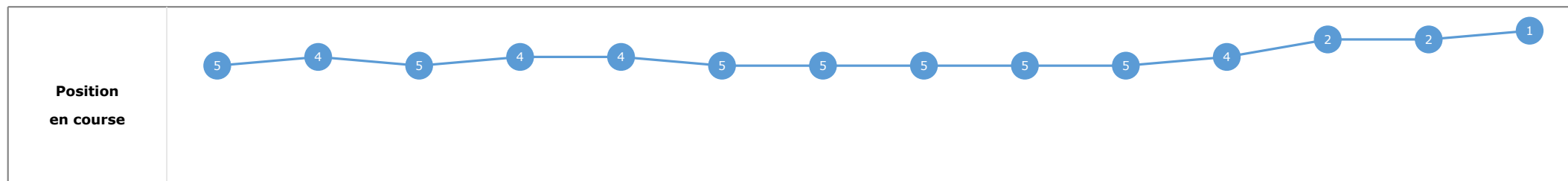
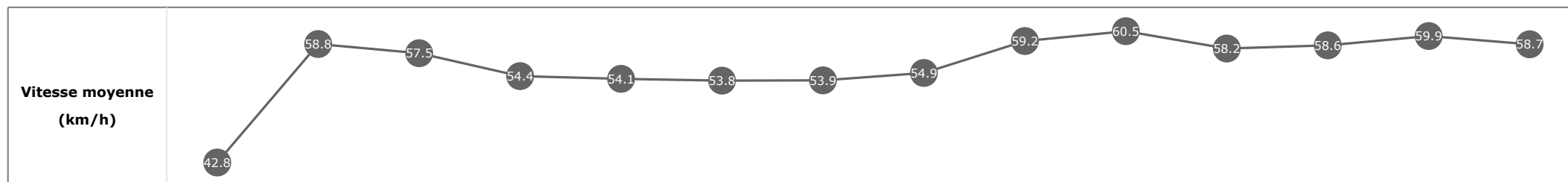
Partant (corde)	Cheval	Arrivée officielle	Tronçons de 200m Temps passage en tête Durée du tronçon		DEP - 1000m	1000m - 800m	800m - 600m	600m - 400m	400m - 200m	200m - ARR	Temps officiel	Derniers 600m	Parcouru vs. 1er				
			T1	T2	T3	T4	T5	T6									
3 (2)	<b>NOBLESSE D'ARGENT</b> A. MASSIN	1	64.69 T2	00:11.93 T2	<b>01:53.90</b> 01:53.90	5 00:11.93	<b>02:05.84</b> 00:11.93	5 00:12.32	<b>02:18.16</b> 00:12.34	4 00:12.02	<b>02:30.41</b> 00:12.23	2 00:12.28	<b>02:42.35</b> 00:12.35	<b>02:54.71</b> 00:12.35	2'54"43	00:36.55	
7 (14)	<b>SILVER CONDOR</b> V. CHEMINAUD	2	63.86 T5	00:11.84 T5	<b>01:54.48</b> 01:54.48	13 00:11.95	<b>02:06.44</b> 00:11.95	12 00:12.41	<b>02:18.85</b> 00:12.05	12 00:12.05	<b>02:30.90</b> 00:12.05	10 00:11.84	<b>02:42.74</b> 00:11.84	<b>02:54.92</b> 00:12.17	2'54"69	00:36.07	14.63
1 (8)	<b>DEACON</b> A. LEMAITRE	3	63.58 T2	00:11.98 T2	<b>01:53.49</b> 01:53.49	1 00:11.98	<b>02:05.48</b> 00:11.98	1 00:12.30	<b>02:17.78</b> 00:12.30	1 00:12.34	<b>02:30.12</b> 00:12.34	1 00:12.23	<b>02:42.35</b> 00:12.23	<b>02:55.05</b> 00:12.69	2'54"84	00:37.27	7.73
6 (13)	<b>AMAZONYA</b> S. PASQUIER	4	63.43 T2	00:11.95 T5	<b>01:54.16</b> 01:54.16	8 00:11.98	<b>02:06.15</b> 00:11.98	10 00:12.51	<b>02:18.66</b> 00:12.08	10 00:12.08	<b>02:30.74</b> 00:12.08	6 00:11.95	<b>02:42.69</b> 00:11.95	<b>02:55.14</b> 00:12.44	2'54"94	00:36.48	15.95
14 (4)	<b>CORAL BOY</b> H. BESNIER	5	64.48 T4	00:11.85 T2	<b>01:54.75</b> 01:54.75	14 00:11.85	<b>02:06.61</b> 00:11.85	14 00:12.39	<b>02:19.00</b> 00:12.39	14 00:11.90	<b>02:30.91</b> 00:11.90	12 00:12.15	<b>02:43.06</b> 00:12.15	<b>02:55.24</b> 00:12.18	2'54"98	00:36.24	3.40
10 (7)	<b>MOPUTO</b> A. NICCO	6	64.22 T4	00:12.02 T1	<b>01:53.94</b> 01:53.94	6 00:12.05	<b>02:05.99</b> 00:12.05	7 00:12.33	<b>02:18.32</b> 00:12.33	6 00:12.16	<b>02:30.48</b> 00:12.16	4 00:12.08	<b>02:42.57</b> 00:12.08	<b>02:55.33</b> 00:12.76	2'55"08	00:37.01	3.06
13 (12)	<b>GIRLY PEARL</b> C. DEMURO	7	63.43 T2	00:11.90 T2	<b>01:54.24</b> 01:54.24	10 00:11.90	<b>02:06.14</b> 00:11.90	9 00:12.40	<b>02:18.55</b> 00:12.40	9 00:12.24	<b>02:30.79</b> 00:12.24	8 00:12.03	<b>02:42.82</b> 00:12.03	<b>02:55.38</b> 00:12.56	2'55"09	00:36.83	10.11
5 (9)	<b>FLUTE EN SOL</b> Q. PERRETTE	8	63.86 T1	00:11.76 T1	<b>01:54.43</b> 01:54.43	12 00:11.86	<b>02:06.30</b> 00:11.86	11 00:12.41	<b>02:18.71</b> 00:12.41	11 00:12.18	<b>02:30.90</b> 00:12.18	11 00:12.03	<b>02:42.94</b> 00:12.03	<b>02:55.59</b> 00:12.64	2'55"26	00:36.87	6.85
15 (1)	<b>RUUDJE</b> M. GUYON	9	64.01 T2	00:11.80 T2	<b>01:54.19</b> 01:54.19	9 00:11.80	<b>02:05.99</b> 00:11.80	8 00:12.41	<b>02:18.41</b> 00:12.41	7 00:12.34	<b>02:30.76</b> 00:12.34	7 00:12.24	<b>02:43.00</b> 00:12.24	<b>02:56.20</b> 00:13.19	2'55"84	00:37.78	-1.10
2 (16)	<b>ANIEL</b> A. POUCHIN	10	62.89 T2	00:11.92 T2	<b>01:54.83</b> 01:54.83	15 00:11.92	<b>02:06.76</b> 00:11.92	15 00:12.41	<b>02:19.17</b> 00:12.41	15 00:12.30	<b>02:31.48</b> 00:12.30	15 00:12.27	<b>02:43.75</b> 00:12.27	<b>02:56.21</b> 00:12.46	2'55"87	00:37.04	13.04
12 (15)	<b>DREAM WORD</b> M. REMY	11	62.35 T2	00:12.06 T2	<b>01:54.39</b> 01:54.39	11 00:12.06	<b>02:06.45</b> 00:12.06	13 00:12.44	<b>02:18.90</b> 00:12.44	13 00:12.25	<b>02:31.15</b> 00:12.25	14 00:12.22	<b>02:43.37</b> 00:12.22	<b>02:56.23</b> 00:12.86	2'55"95	00:37.33	6.45
8 (3)	<b>MISS SPRINGSTEEN</b> T. BACHELOT	12	64.55 T3	00:11.98 T2	<b>01:53.64</b> 01:53.64	2 00:11.98	<b>02:05.62</b> 00:11.98	2 00:12.31	<b>02:17.94</b> 00:12.31	2 00:12.31	<b>02:30.42</b> 00:12.47	3 00:12.60	<b>02:43.02</b> 00:12.60	<b>02:56.37</b> 00:13.34	2'56"07	00:38.42	6.58
4 (6)	<b>SOUL SURVIVOR</b> C. PACAUT	13	65.34 T2	00:11.87 T2	<b>01:53.79</b> 01:53.79	4 00:11.87	<b>02:05.66</b> 00:11.87	3 00:12.38	<b>02:18.05</b> 00:12.38	3 00:12.38	<b>02:30.59</b> 00:12.54	5 00:12.52	<b>02:43.11</b> 00:12.52	<b>02:56.40</b> 00:13.29	2'56"13	00:38.35	10.06
11 (10)	<b>WINMAN IN GREY</b> G. BENOIST	14	63.43 T2	00:11.92 T2	<b>01:54.03</b> 01:54.03	7 00:11.92	<b>02:05.96</b> 00:11.92	6 00:12.48	<b>02:18.44</b> 00:12.48	8 00:12.60	<b>02:31.05</b> 00:12.60	13 00:12.55	<b>02:43.60</b> 00:12.55	<b>02:57.43</b> 00:13.83	2'57"12	00:38.99	12.09
9 (5)	<b>SHARQI</b> S. HELLYN	15	63.40 T2	00:12.04 T2	<b>01:53.76</b> 01:53.76	3 00:12.04	<b>02:05.81</b> 00:12.04	4 00:12.41	<b>02:18.22</b> 00:12.41	5 00:12.41	<b>02:30.81</b> 00:12.59	9 00:13.68	<b>02:44.49</b> 00:13.68	<b>03:02.73</b> 00:18.23	3'02"32	00:44.51	3.29
16 (11)	<b>SUMMER STORM</b> M. LOPEZ	16													3'02"39		

## Statistiques Tracking CHANTILLY C3 - PRIX DE LA ROUTE DES FERMETTES - 2700m jeudi 30 janvier 2020 - 12:25

Cheval **NOBLESSE D'ARGENT**  
 Jockey **A. MASSIN**  
 Rang d'arrivée **1**  
 Temps de parcours **02:54.71**  
 Tronçon le plus rapide **00:11.93** (tronçon 1000m - 800m)  
 Vitesse maximale **64.69** (tronçon 1000m - 800m)  
 Vitesse moyenne **56.2**

### Données de tracking

Tronçons de 200m	DEP 2600m	2600m 2400m	2400m 2200m	2200m 2000m	2000m 1800m	1800m 1600m	1600m 1400m	1400m 1200m	1200m 1000m	1000m 800m	800m 600m	600m 400m	400m 200m	200m ARR
<b>Temps de parcours</b>	<b>00:10.50</b>	<b>00:22.72</b>	<b>00:35.23</b>	<b>00:48.55</b>	<b>01:01.81</b>	<b>01:15.21</b>	<b>01:28.64</b>	<b>01:41.75</b>	<b>01:53.90</b>	<b>02:05.84</b>	<b>02:18.16</b>	<b>02:30.41</b>	<b>02:42.43</b>	<b>02:54.71</b>
Temps du tronçon	00:10.50	00:12.21	00:12.50	00:13.32	00:13.26	00:13.40	00:13.42	00:13.11	00:12.14	00:11.93	00:12.32	00:12.24	00:12.02	00:12.28
<b>Vitesse moyenne</b>	42.8	58.8	57.5	54.4	54.1	53.8	53.9	54.9	59.2	60.5	58.2	58.6	59.9	58.7

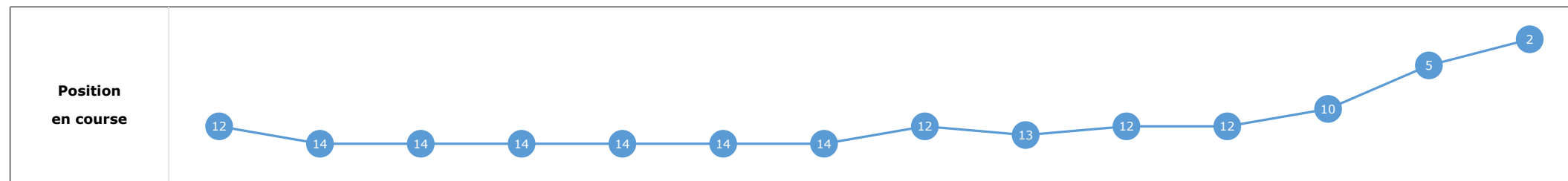
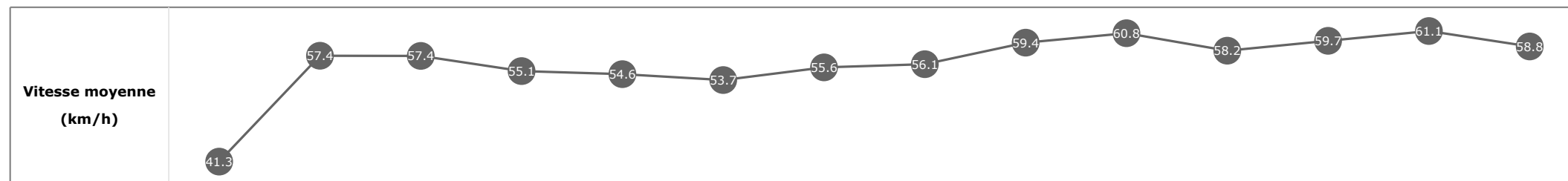


## Statistiques Tracking CHANTILLY C3 - PRIX DE LA ROUTE DES FERMETTES - 2700m jeudi 30 janvier 2020 - 12:25

Cheval **SILVER CONDOR**  
 Jockey V. CHEMINAUD  
 Rang d'arrivée **2**  
 Temps de parcours **02:54.92**  
 Tronçon le plus rapide **00:11.84** (tronçon 400m - 200m)  
 Vitesse maximale **63.86** (tronçon 400m - 200m)  
 Vitesse moyenne **56.4**

### Données de tracking

Tronçons de 200m	DEP 2600m	2600m 2400m	2400m 2200m	2200m 2000m	2000m 1800m	1800m 1600m	1600m 1400m	1400m 1200m	1200m 1000m	1000m 800m	800m 600m	600m 400m	400m 200m	200m ARR
<b>Temps de parcours</b>	<b>00:11.24</b>	<b>00:23.80</b>	<b>00:36.32</b>	<b>00:49.54</b>	<b>01:02.75</b>	<b>01:16.36</b>	<b>01:29.41</b>	<b>01:42.29</b>	<b>01:54.48</b>	<b>02:06.44</b>	<b>02:18.85</b>	<b>02:30.90</b>	<b>02:42.74</b>	<b>02:54.92</b>
Temps du tronçon	00:11.24	00:12.55	00:12.52	00:13.22	00:13.20	00:13.61	00:13.05	00:12.88	00:12.19	00:11.95	00:12.41	00:12.05	00:11.84	00:12.17
<b>Vitesse moyenne</b>	41.3	57.4	57.4	55.1	54.6	53.7	55.6	56.1	59.4	60.8	58.2	59.7	61.1	58.8

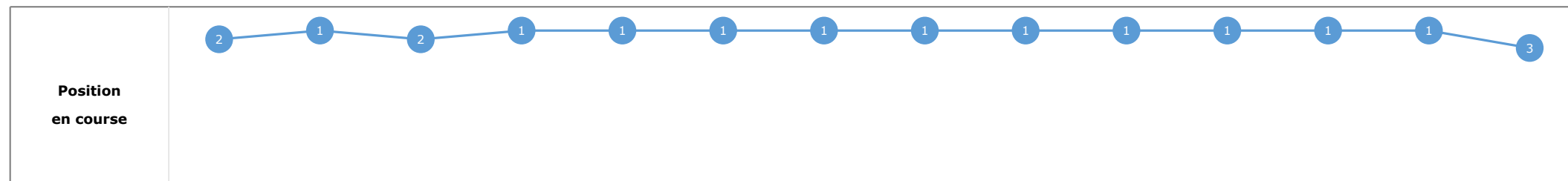
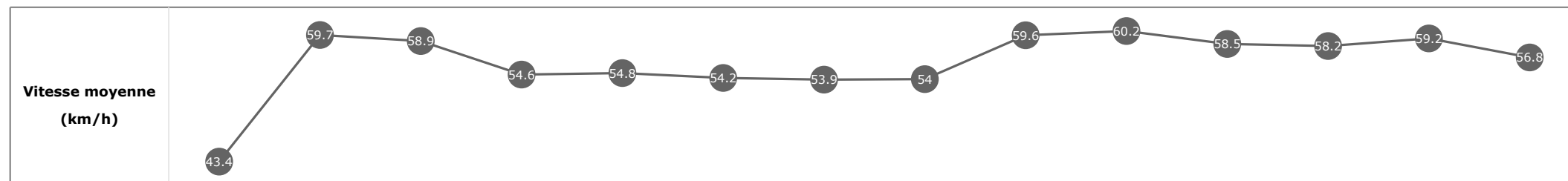


## Statistiques Tracking CHANTILLY C3 - PRIX DE LA ROUTE DES FERMETTES - 2700m jeudi 30 janvier 2020 - 12:25

Cheval **DEACON**  
 Jockey **A. LEMAITRE**  
 Rang d'arrivée **3**  
 Temps de parcours **02:55.05**  
 Tronçon le plus rapide **00:11.98** (tronçon 1000m - 800m)  
 Vitesse maximale **63.58** (tronçon 1000m - 800m)  
 Vitesse moyenne **56.2**

### Données de tracking

Tronçons de 200m	DEP 2600m	2600m 2400m	2400m 2200m	2200m 2000m	2000m 1800m	1800m 1600m	1600m 1400m	1400m 1200m	1200m 1000m	1000m 800m	800m 600m	600m 400m	400m 200m	200m ARR
<b>Temps de parcours</b>	<b>00:10.43</b>	<b>00:22.53</b>	<b>00:34.83</b>	<b>00:48.03</b>	<b>01:01.26</b>	<b>01:14.67</b>	<b>01:28.07</b>	<b>01:41.40</b>	<b>01:53.49</b>	<b>02:05.48</b>	<b>02:17.78</b>	<b>02:30.12</b>	<b>02:42.35</b>	<b>02:55.05</b>
Temps du tronçon	00:10.43	00:12.09	00:12.29	00:13.20	00:13.23	00:13.40	00:13.40	00:13.32	00:12.09	00:11.98	00:12.30	00:12.34	00:12.23	00:12.69
<b>Vitesse moyenne</b>	43.4	59.7	58.9	54.6	54.8	54.2	53.9	54	59.6	60.2	58.5	58.2	59.2	56.8



## Statistiques Tracking CHANTILLY

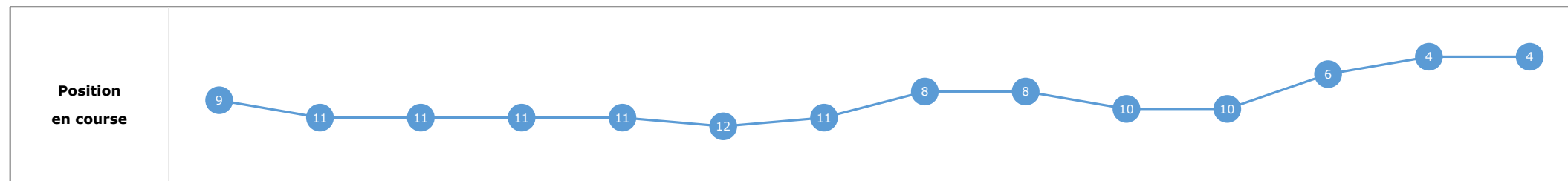
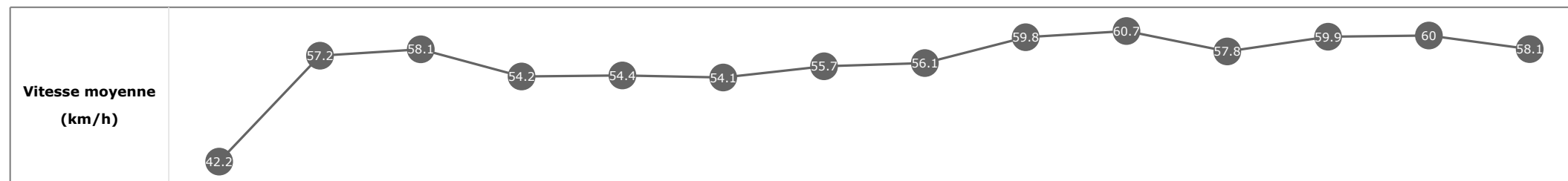
### C3 - PRIX DE LA ROUTE DES FERMETTES - 2700m

jeudi 30 janvier 2020 - 12:25

Cheval **AMAZONYA**  
 Jockey **S. PASQUIER**  
 Rang d'arrivée **4**  
 Temps de parcours **02:55.14**  
 Tronçon le plus rapide **00:11.95** (tronçon 400m - 200m)  
 Vitesse maximale **63.43** (tronçon 1000m - 800m)  
 Vitesse moyenne **56.3**

#### Données de tracking

Tronçons de 200m	DEP 2600m	2600m 2400m	2400m 2200m	2200m 2000m	2000m 1800m	1800m 1600m	1600m 1400m	1400m 1200m	1200m 1000m	1000m 800m	800m 600m	600m 400m	400m 200m	200m ARR
<b>Temps de parcours</b>	<b>00:10.91</b>	<b>00:23.59</b>	<b>00:35.97</b>	<b>00:49.28</b>	<b>01:02.50</b>	<b>01:16.07</b>	<b>01:29.18</b>	<b>01:42.01</b>	<b>01:54.16</b>	<b>02:06.15</b>	<b>02:18.66</b>	<b>02:30.74</b>	<b>02:42.69</b>	<b>02:55.14</b>
Temps du tronçon	00:10.91	00:12.68	00:12.38	00:13.30	00:13.22	00:13.56	00:13.10	00:12.83	00:12.15	00:11.98	00:12.51	00:12.08	00:11.95	00:12.44
<b>Vitesse moyenne</b>	42.2	57.2	58.1	54.2	54.4	54.1	55.7	56.1	59.8	60.7	57.8	59.9	60	58.1

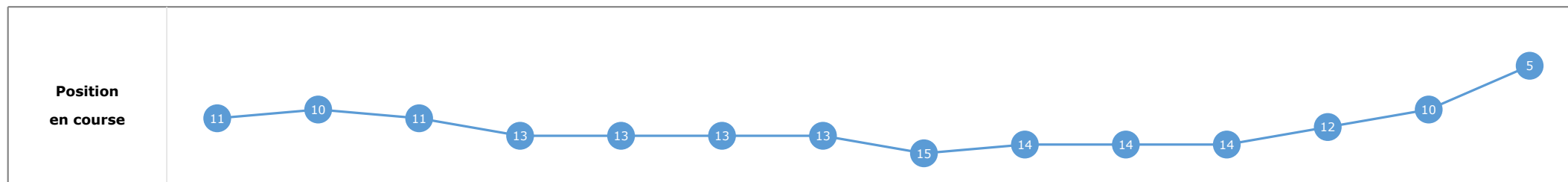
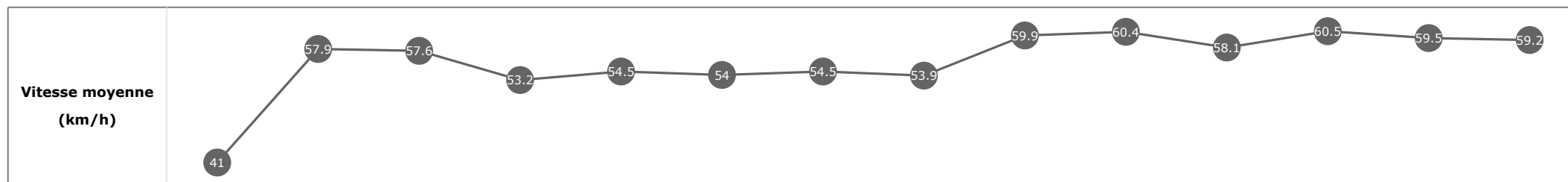


**Statistiques Tracking**  
**CHANTILLY**  
**C3 - PRIX DE LA ROUTE DES FERMETTES - 2700m**  
**jeudi 30 janvier 2020 - 12:25**

Cheval **CORAL BOY**  
 Jockey **H. BESNIER**  
 Rang d'arrivée **5**  
 Temps de parcours **02:55.24**  
 Tronçon le plus rapide **00:11.85** (tronçon 1000m - 800m)  
 Vitesse maximale **64.48** (tronçon 600m - 400m)  
 Vitesse moyenne **56.1**

**Données de tracking**

Tronçons de 200m	DEP 2600m	2600m 2400m	2400m 2200m	2200m 2000m	2000m 1800m	1800m 1600m	1600m 1400m	1400m 1200m	1200m 1000m	1000m 800m	800m 600m	600m 400m	400m 200m	200m ARR
<b>Temps de parcours</b>	<b>00:11.00</b>	<b>00:23.48</b>	<b>00:35.98</b>	<b>00:49.49</b>	<b>01:02.70</b>	<b>01:16.14</b>	<b>01:29.35</b>	<b>01:42.63</b>	<b>01:54.75</b>	<b>02:06.61</b>	<b>02:19.00</b>	<b>02:30.91</b>	<b>02:43.06</b>	<b>02:55.24</b>
Temps du tronçon	00:11.00	00:12.47	00:12.49	00:13.51	00:13.21	00:13.44	00:13.20	00:13.28	00:12.11	00:11.85	00:12.39	00:11.90	00:12.15	00:12.18
<b>Vitesse moyenne</b>	41	57.9	57.6	53.2	54.5	54	54.5	53.9	59.9	60.4	58.1	60.5	59.5	59.2

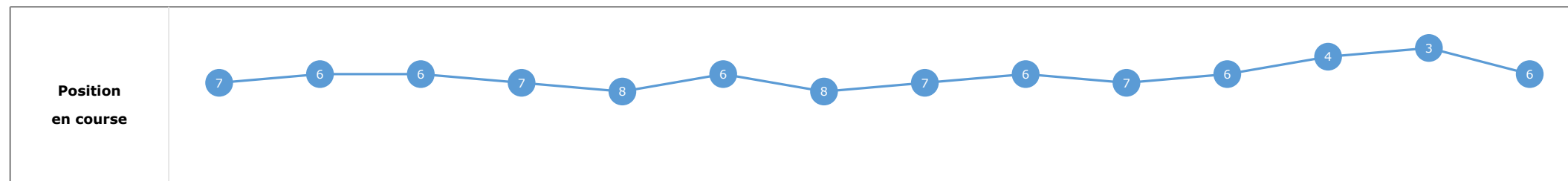
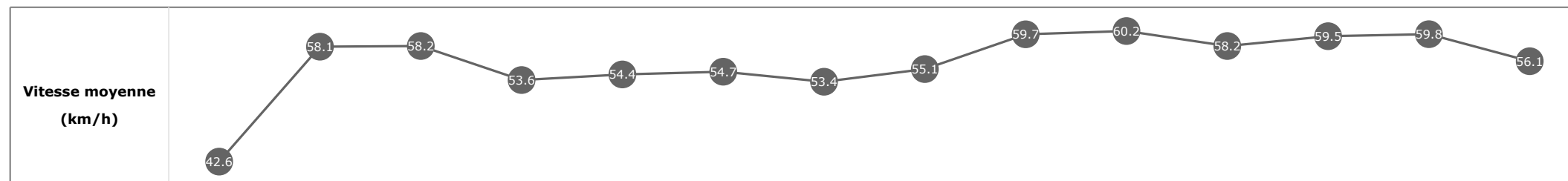


## Statistiques Tracking CHANTILLY C3 - PRIX DE LA ROUTE DES FERMETTES - 2700m jeudi 30 janvier 2020 - 12:25

Cheval **MOPUTO**  
 Jockey **A. NICCO**  
 Rang d'arrivée **6**  
 Temps de parcours **02:55.33**  
 Tronçon le plus rapide **00:12.02** (tronçon 1200m - 1000m)  
 Vitesse maximale **64.22** (tronçon 600m - 400m)  
 Vitesse moyenne **56**

### Données de tracking

Tronçons de 200m	DEP 2600m	2600m 2400m	2400m 2200m	2200m 2000m	2000m 1800m	1800m 1600m	1600m 1400m	1400m 1200m	1200m 1000m	1000m 800m	800m 600m	600m 400m	400m 200m	200m ARR
<b>Temps de parcours</b>	<b>00:10.68</b>	<b>00:23.03</b>	<b>00:35.39</b>	<b>00:48.87</b>	<b>01:02.10</b>	<b>01:15.38</b>	<b>01:28.82</b>	<b>01:41.91</b>	<b>01:53.94</b>	<b>02:05.99</b>	<b>02:18.32</b>	<b>02:30.48</b>	<b>02:42.57</b>	<b>02:55.33</b>
Temps du tronçon	00:10.68	00:12.34	00:12.36	00:13.48	00:13.22	00:13.27	00:13.44	00:13.08	00:12.02	00:12.05	00:12.33	00:12.16	00:12.08	00:12.76
<b>Vitesse moyenne</b>	42.6	58.1	58.2	53.6	54.4	54.7	53.4	55.1	59.7	60.2	58.2	59.5	59.8	56.1

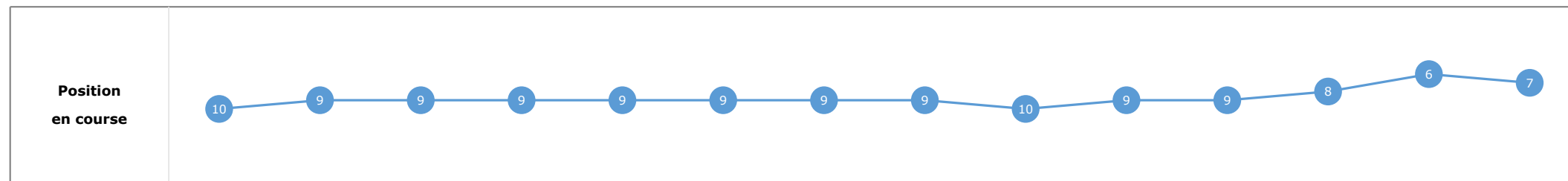
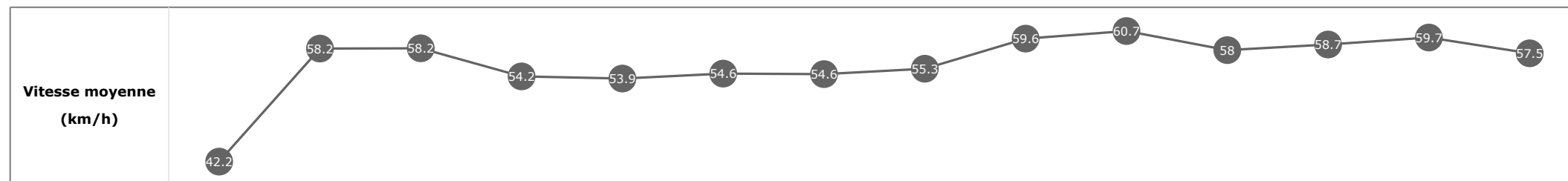


## Statistiques Tracking CHANTILLY C3 - PRIX DE LA ROUTE DES FERMETTES - 2700m jeudi 30 janvier 2020 - 12:25

Cheval **GIRLY PEARL**  
 Jockey **C. DEMURO**  
 Rang d'arrivée **7**  
 Temps de parcours **02:55.38**  
 Tronçon le plus rapide **00:11.90** (tronçon 1000m - 800m)  
 Vitesse maximale **63.43** (tronçon 1000m - 800m)  
 Vitesse moyenne **56.1**

### Données de tracking

Tronçons de 200m	DEP 2600m	2600m 2400m	2400m 2200m	2200m 2000m	2000m 1800m	1800m 1600m	1600m 1400m	1400m 1200m	1200m 1000m	1000m 800m	800m 600m	600m 400m	400m 200m	200m ARR
<b>Temps de parcours</b>	<b>00:10.95</b>	<b>00:23.32</b>	<b>00:35.74</b>	<b>00:49.05</b>	<b>01:02.33</b>	<b>01:15.70</b>	<b>01:29.00</b>	<b>01:42.02</b>	<b>01:54.24</b>	<b>02:06.14</b>	<b>02:18.55</b>	<b>02:30.79</b>	<b>02:42.82</b>	<b>02:55.38</b>
Temps du tronçon	00:10.95	00:12.36	00:12.41	00:13.31	00:13.28	00:13.36	00:13.30	00:13.02	00:12.21	00:11.90	00:12.40	00:12.24	00:12.03	00:12.56
<b>Vitesse moyenne</b>	42.2	58.2	58.2	54.2	53.9	54.6	54.6	55.3	59.6	60.7	58	58.7	59.7	57.5



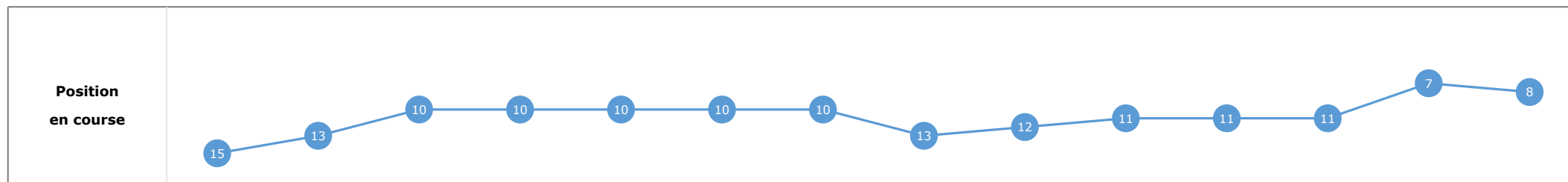
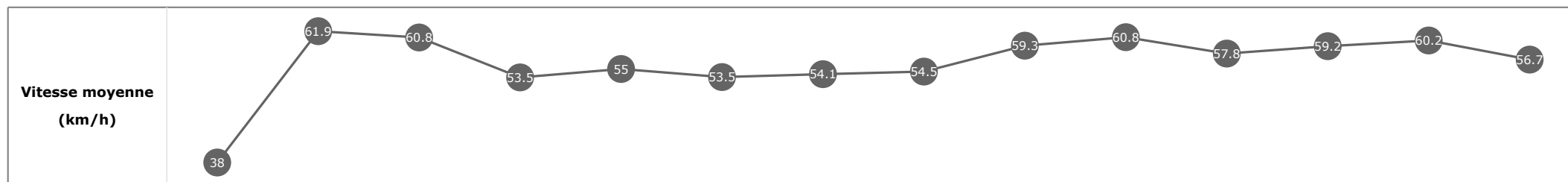


**Statistiques Tracking**  
**CHANTILLY**  
**C3 - PRIX DE LA ROUTE DES FERMETTES - 2700m**  
**jeudi 30 janvier 2020 - 12:25**

Cheval **FLUTE EN SOL**  
 Jockey **Q. PERRETTE**  
 Rang d'arrivée **8**  
 Temps de parcours **02:55.59**  
 Tronçon le plus rapide **00:11.76** (tronçon 2600m - 2400m)  
 Vitesse maximale **63.86** (tronçon 2600m - 2400m)  
 Vitesse moyenne **56**

**Données de tracking**

Tronçons de 200m	DEP 2600m	2600m 2400m	2400m 2200m	2200m 2000m	2000m 1800m	1800m 1600m	1600m 1400m	1400m 1200m	1200m 1000m	1000m 800m	800m 600m	600m 400m	400m 200m	200m ARR
<b>Temps de parcours</b>	<b>00:12.01</b>	<b>00:23.78</b>	<b>00:35.76</b>	<b>00:49.20</b>	<b>01:02.36</b>	<b>01:15.85</b>	<b>01:29.10</b>	<b>01:42.36</b>	<b>01:54.43</b>	<b>02:06.30</b>	<b>02:18.71</b>	<b>02:30.90</b>	<b>02:42.94</b>	<b>02:55.59</b>
Temps du tronçon	00:12.01	00:11.76	00:11.97	00:13.44	00:13.15	00:13.49	00:13.24	00:13.25	00:12.07	00:11.86	00:12.41	00:12.18	00:12.03	00:12.64
<b>Vitesse moyenne</b>	38	61.9	60.8	53.5	55	53.5	54.1	54.5	59.3	60.8	57.8	59.2	60.2	56.7


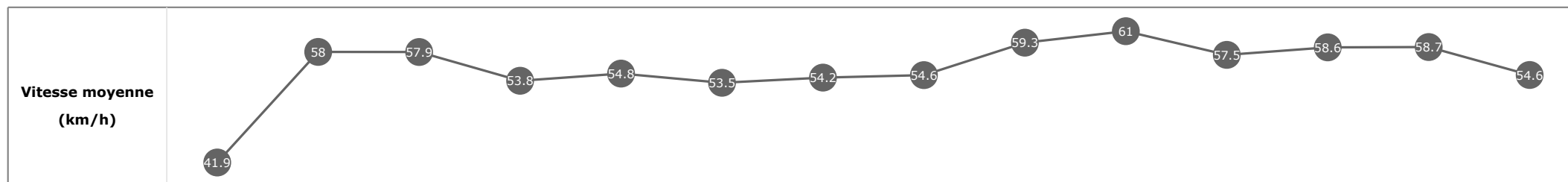


## Statistiques Tracking CHANTILLY C3 - PRIX DE LA ROUTE DES FERMETTES - 2700m jeudi 30 janvier 2020 - 12:25

Cheval **RUUDJE**  
 Jockey **M. GUYON**  
 Rang d'arrivée **9**  
 Temps de parcours **02:56.20**  
 Tronçon le plus rapide **00:11.80** (tronçon 1000m - 800m)  
 Vitesse maximale **64.01** (tronçon 1000m - 800m)  
 Vitesse moyenne **55.7**

### Données de tracking

Tronçons de 200m	DEP 2600m	2600m 2400m	2400m 2200m	2200m 2000m	2000m 1800m	1800m 1600m	1600m 1400m	1400m 1200m	1200m 1000m	1000m 800m	800m 600m	600m 400m	400m 200m	200m ARR
<b>Temps de parcours</b>	<b>00:10.76</b>	<b>00:23.17</b>	<b>00:35.56</b>	<b>00:48.91</b>	<b>01:02.08</b>	<b>01:15.53</b>	<b>01:28.82</b>	<b>01:42.06</b>	<b>01:54.19</b>	<b>02:05.99</b>	<b>02:18.41</b>	<b>02:30.76</b>	<b>02:43.00</b>	<b>02:56.20</b>
Temps du tronçon	00:10.76	00:12.41	00:12.38	00:13.35	00:13.17	00:13.44	00:13.28	00:13.24	00:12.12	00:11.80	00:12.41	00:12.34	00:12.24	00:13.19
<b>Vitesse moyenne</b>	41.9	58	57.9	53.8	54.8	53.5	54.2	54.6	59.3	61	57.5	58.6	58.7	54.6

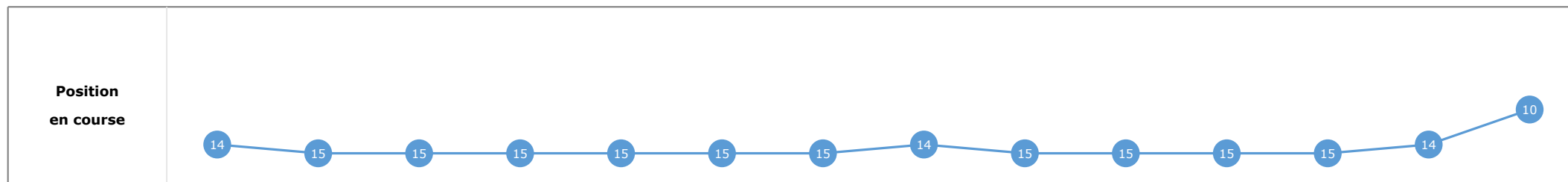
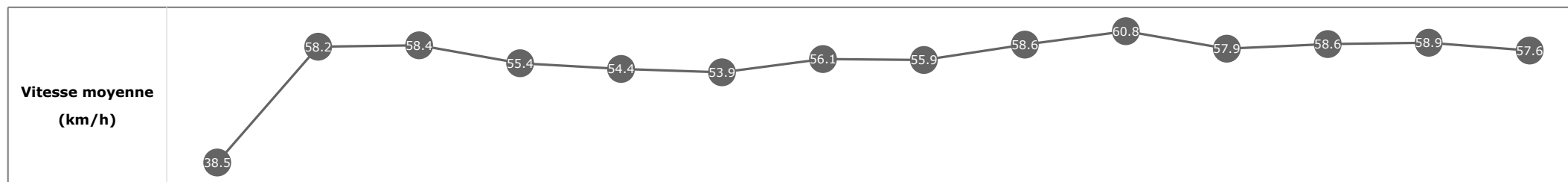


## Statistiques Tracking CHANTILLY C3 - PRIX DE LA ROUTE DES FERMETTES - 2700m jeudi 30 janvier 2020 - 12:25

Cheval **ANIEL**  
 Jockey **A. POUCHIN**  
 Rang d'arrivée **10**  
 Temps de parcours **02:56.21**  
 Tronçon le plus rapide **00:11.92** (tronçon 1000m - 800m)  
 Vitesse maximale **62.89** (tronçon 1000m - 800m)  
 Vitesse moyenne **55.9**

### Données de tracking

Tronçons de 200m	DEP 2600m	2600m 2400m	2400m 2200m	2200m 2000m	2000m 1800m	1800m 1600m	1600m 1400m	1400m 1200m	1200m 1000m	1000m 800m	800m 600m	600m 400m	400m 200m	200m ARR
<b>Temps de parcours</b>	<b>00:12.00</b>	<b>00:24.46</b>	<b>00:36.77</b>	<b>00:49.85</b>	<b>01:03.02</b>	<b>01:16.66</b>	<b>01:29.61</b>	<b>01:42.55</b>	<b>01:54.83</b>	<b>02:06.76</b>	<b>02:19.17</b>	<b>02:31.48</b>	<b>02:43.75</b>	<b>02:56.21</b>
Temps du tronçon	00:12.00	00:12.46	00:12.30	00:13.08	00:13.17	00:13.64	00:12.94	00:12.94	00:12.27	00:11.92	00:12.41	00:12.30	00:12.27	00:12.46
<b>Vitesse moyenne</b>	38.5	58.2	58.4	55.4	54.4	53.9	56.1	55.9	58.6	60.8	57.9	58.6	58.9	57.6


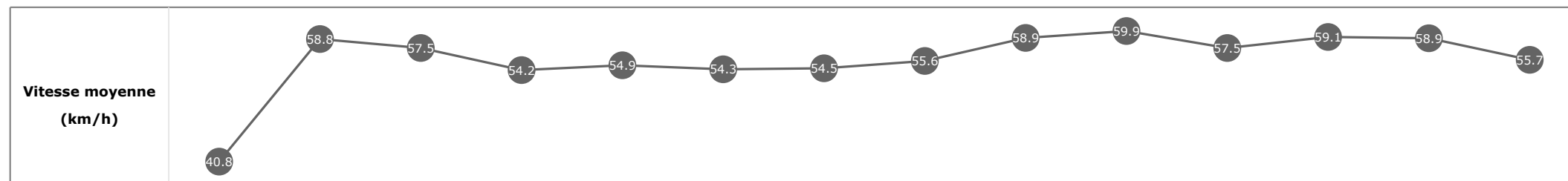


## Statistiques Tracking CHANTILLY C3 - PRIX DE LA ROUTE DES FERMETTES - 2700m jeudi 30 janvier 2020 - 12:25

Cheval **DREAM WORD**  
 Jockey **M. REMY**  
 Rang d'arrivée **11**  
 Temps de parcours **02:56.23**  
 Tronçon le plus rapide **00:12.06** (tronçon 1000m - 800m)  
 Vitesse maximale **62.35** (tronçon 1000m - 800m)  
 Vitesse moyenne **55.8**

### Données de tracking

Tronçons de 200m	DEP 2600m	2600m 2400m	2400m 2200m	2200m 2000m	2000m 1800m	1800m 1600m	1600m 1400m	1400m 1200m	1200m 1000m	1000m 800m	800m 600m	600m 400m	400m 200m	200m ARR
<b>Temps de parcours</b>	<b>00:11.35</b>	<b>00:23.65</b>	<b>00:36.16</b>	<b>00:49.42</b>	<b>01:02.58</b>	<b>01:15.92</b>	<b>01:29.20</b>	<b>01:42.13</b>	<b>01:54.39</b>	<b>02:06.45</b>	<b>02:18.90</b>	<b>02:31.15</b>	<b>02:43.37</b>	<b>02:56.23</b>
Temps du tronçon	00:11.35	00:12.29	00:12.51	00:13.26	00:13.16	00:13.34	00:13.27	00:12.93	00:12.26	00:12.06	00:12.44	00:12.25	00:12.22	00:12.86
<b>Vitesse moyenne</b>	40.8	58.8	57.5	54.2	54.9	54.3	54.5	55.6	58.9	59.9	57.5	59.1	58.9	55.7

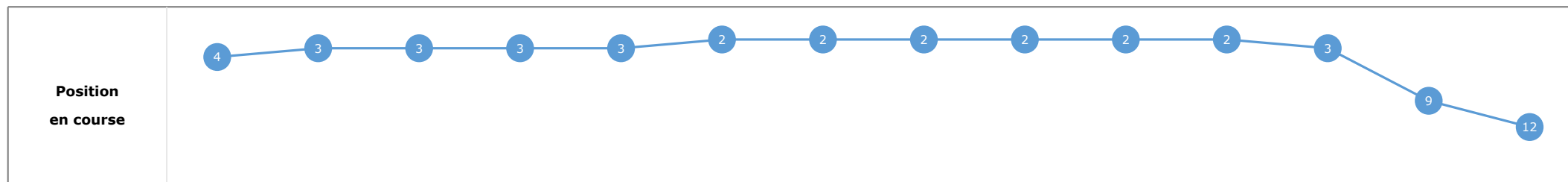
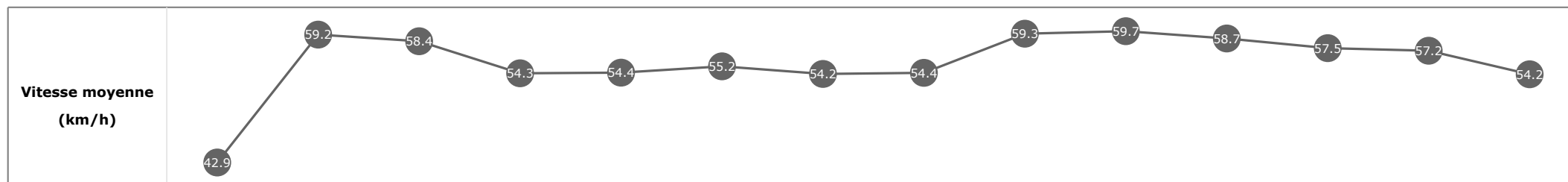


**Statistiques Tracking**  
**CHANTILLY**  
**C3 - PRIX DE LA ROUTE DES FERMETTES - 2700m**  
**jeudi 30 janvier 2020 - 12:25**

Cheval **MISS SPRINGSTEEN**  
 Jockey T. BACHELOT  
 Rang d'arrivée **12**  
 Temps de parcours **02:56.37**  
 Tronçon le plus rapide **00:11.98** (tronçon 1000m - 800m)  
 Vitesse maximale **64.55** (tronçon 800m - 600m)  
 Vitesse moyenne **55.8**

**Données de tracking**

Tronçons de 200m	DEP 2600m	2600m 2400m	2400m 2200m	2200m 2000m	2000m 1800m	1800m 1600m	1600m 1400m	1400m 1200m	1200m 1000m	1000m 800m	800m 600m	600m 400m	400m 200m	200m ARR
<b>Temps de parcours</b>	<b>00:10.50</b>	<b>00:22.68</b>	<b>00:34.99</b>	<b>00:48.35</b>	<b>01:01.53</b>	<b>01:14.79</b>	<b>01:28.24</b>	<b>01:41.42</b>	<b>01:53.64</b>	<b>02:05.62</b>	<b>02:17.94</b>	<b>02:30.42</b>	<b>02:43.02</b>	<b>02:56.37</b>
Temps du tronçon	00:10.50	00:12.18	00:12.31	00:13.35	00:13.17	00:13.26	00:13.44	00:13.18	00:12.21	00:11.98	00:12.31	00:12.47	00:12.60	00:13.34
<b>Vitesse moyenne</b>	42.9	59.2	58.4	54.3	54.4	55.2	54.2	54.4	59.3	59.7	58.7	57.5	57.2	54.2

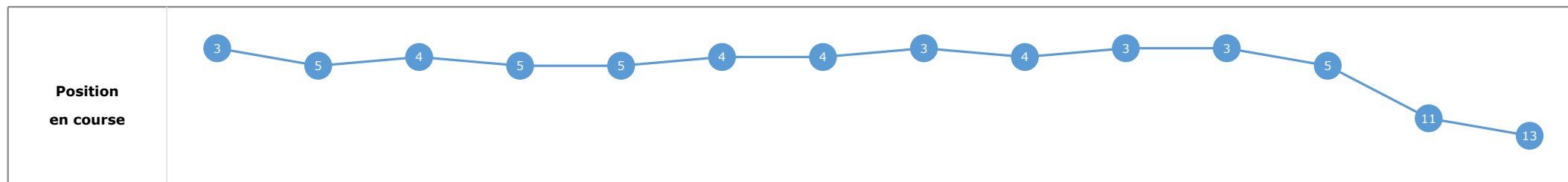
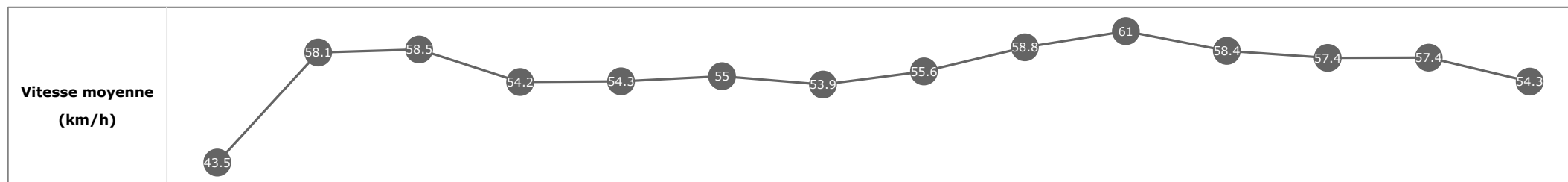


## Statistiques Tracking CHANTILLY C3 - PRIX DE LA ROUTE DES FERMETTES - 2700m jeudi 30 janvier 2020 - 12:25

Cheval **SOUL SURVIVOR**  
 Jockey C. PACAUT  
 Rang d'arrivée **13**  
 Temps de parcours **02:56.40**  
 Tronçon le plus rapide **00:11.87** (tronçon 1000m - 800m)  
 Vitesse maximale **65.34** (tronçon 1000m - 800m)  
 Vitesse moyenne **55.8**

### Données de tracking

Tronçons de 200m	DEP 2600m	2600m 2400m	2400m 2200m	2200m 2000m	2000m 1800m	1800m 1600m	1600m 1400m	1400m 1200m	1200m 1000m	1000m 800m	800m 600m	600m 400m	400m 200m	200m ARR
<b>Temps de parcours</b>	<b>00:10.47</b>	<b>00:22.87</b>	<b>00:35.20</b>	<b>00:48.58</b>	<b>01:01.82</b>	<b>01:15.09</b>	<b>01:28.52</b>	<b>01:41.56</b>	<b>01:53.79</b>	<b>02:05.66</b>	<b>02:18.05</b>	<b>02:30.59</b>	<b>02:43.11</b>	<b>02:56.40</b>
Temps du tronçon	00:10.47	00:12.40	00:12.32	00:13.37	00:13.24	00:13.27	00:13.43	00:13.03	00:12.22	00:11.87	00:12.38	00:12.54	00:12.52	00:13.29
<b>Vitesse moyenne</b>	43.5	58.1	58.5	54.2	54.3	55	53.9	55.6	58.8	61	58.4	57.4	57.4	54.3


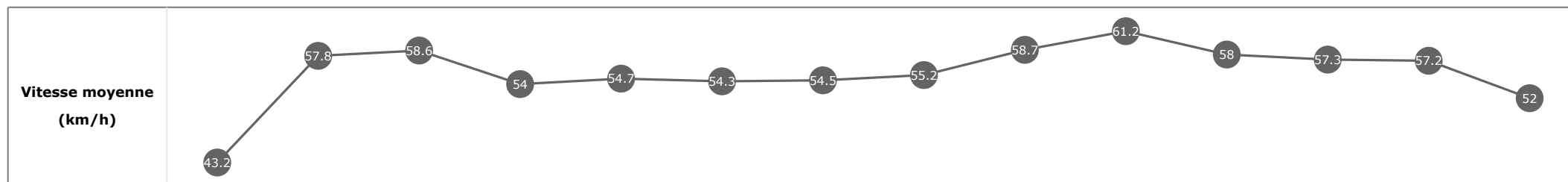


**Statistiques Tracking**  
**CHANTILLY**  
**C3 - PRIX DE LA ROUTE DES FERMETTES - 2700m**  
**jeudi 30 janvier 2020 - 12:25**

Cheval **WINMAN IN GREY**  
 Jockey **G. BENOIST**  
 Rang d'arrivée **14**  
 Temps de parcours **02:57.43**  
 Tronçon le plus rapide **00:11.92** (tronçon 1000m - 800m)  
 Vitesse maximale **63.43** (tronçon 1000m - 800m)  
 Vitesse moyenne **55.5**

**Données de tracking**

Tronçons de 200m	DEP 2600m	2600m 2400m	2400m 2200m	2200m 2000m	2000m 1800m	1800m 1600m	1600m 1400m	1400m 1200m	1200m 1000m	1000m 800m	800m 600m	600m 400m	400m 200m	200m ARR
<b>Temps de parcours</b>	<b>00:10.54</b>	<b>00:23.08</b>	<b>00:35.39</b>	<b>00:48.81</b>	<b>01:02.05</b>	<b>01:15.40</b>	<b>01:28.70</b>	<b>01:41.78</b>	<b>01:54.03</b>	<b>02:05.96</b>	<b>02:18.44</b>	<b>02:31.05</b>	<b>02:43.60</b>	<b>02:57.43</b>
Temps du tronçon	00:10.54	00:12.54	00:12.31	00:13.41	00:13.23	00:13.35	00:13.29	00:13.08	00:12.24	00:11.92	00:12.48	00:12.60	00:12.55	00:13.83
<b>Vitesse moyenne</b>	43.2	57.8	58.6	54	54.7	54.3	54.5	55.2	58.7	61.2	58	57.3	57.2	52


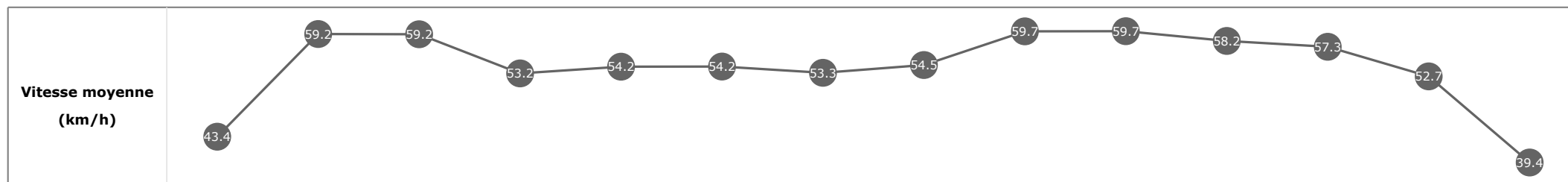


**Statistiques Tracking**  
**CHANTILLY**  
**C3 - PRIX DE LA ROUTE DES FERMETTES - 2700m**  
**jeudi 30 janvier 2020 - 12:25**

Cheval **SHARQI**  
 Jockey **S. HELLYN**  
 Rang d'arrivée **15**  
 Temps de parcours **03:02.73**  
 Tronçon le plus rapide **00:12.04** (tronçon 1000m - 800m)  
 Vitesse maximale **63.40** (tronçon 1000m - 800m)  
 Vitesse moyenne **53.8**

**Données de tracking**

Tronçons de 200m	DEP 2600m	2600m 2400m	2400m 2200m	2200m 2000m	2000m 1800m	1800m 1600m	1600m 1400m	1400m 1200m	1200m 1000m	1000m 800m	800m 600m	600m 400m	400m 200m	200m ARR
<b>Temps de parcours</b>	<b>00:10.41</b>	<b>00:22.53</b>	<b>00:34.75</b>	<b>00:48.22</b>	<b>01:01.53</b>	<b>01:14.95</b>	<b>01:28.40</b>	<b>01:41.61</b>	<b>01:53.76</b>	<b>02:05.81</b>	<b>02:18.22</b>	<b>02:30.81</b>	<b>02:44.49</b>	<b>03:02.73</b>
Temps du tronçon	00:10.41	00:12.12	00:12.22	00:13.47	00:13.30	00:13.42	00:13.45	00:13.21	00:12.15	00:12.04	00:12.41	00:12.59	00:13.68	00:18.23
<b>Vitesse moyenne</b>	43.4	59.2	59.2	53.2	54.2	54.2	53.3	54.5	59.7	59.7	58.2	57.3	52.7	39.4





Statistiques Tracking  
**CHANTILLY**  
**C3 - PRIX DE LA ROUTE DES FERMETTES - 2700m**  
**jeudi 30 janvier 2020 - 12:25**

Cheval **SUMMER STORM**  
 Jockey M. LOPEZ  
 Rang d'arrivée **16**  
 Temps de parcours **00:00.00**  
 Tronçon le plus rapide  
 Vitesse maximale  
 Vitesse moyenne

**Données de tracking**

Tronçons de 200m	0m	0m	0m	0m	0m	0m	0m	0m	0m	0m	0m	0m	0m	0m
	ARR	ARR	ARR	ARR	ARR	ARR	ARR	ARR	ARR	ARR	ARR	ARR	ARR	ARR
<b>Temps de parcours</b>														
Temps du tronçon														
<b>Vitesse moyenne</b>														

<b>Vitesse moyenne (km/h)</b>	
-------------------------------	--

<b>Position en course</b>	
---------------------------	--