

**Statistiques Tracking**  
**CHANTILLY**  
**C7 - PRIX DE LA MARE MADAME - 2100m**  
**jeudi 30 janvier 2020 - 14:45**

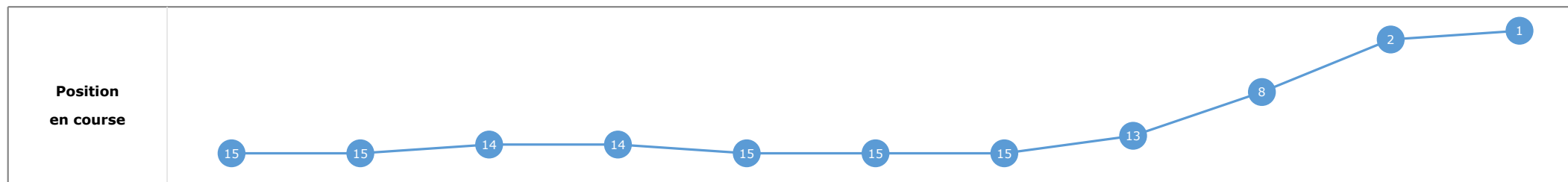
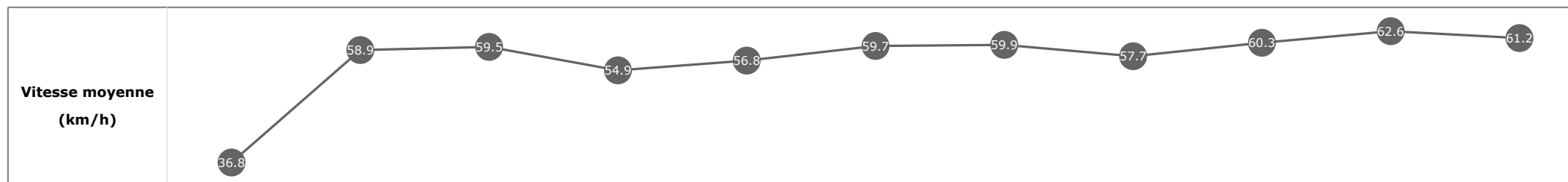
Partant (corde)	Cheval	Arrivée officielle	Tronçons de 200m Temps passage en tête Durée du tronçon		DEP - 1000m	1000m - 800m	800m - 600m	600m - 400m	400m - 200m	200m - ARR	Temps officiel	Derniers 600m	Parcours vs. 1er
			T1	T2	T3	T4	T5	T6					
11 (15)	<b>SPECIAL MISSION</b> V. CHEMINAUD	1	65.20 T5	00:11.60 T5	<b>01:11.51</b> 15 01:11.51	<b>01:23.47</b> 15 00:11.96	<b>01:35.96</b> 13 00:12.49	<b>01:47.90</b> 8 00:11.93	<b>01:59.51</b> 2 00:11.60	<b>02:11.24</b> 00:11.73	2'10"72	00:35.27	
3 (1)	<b>ARCTIC CERCLE</b> S. PASQUIER	2	65.77 T5	00:11.80 T5	<b>01:10.61</b> 3 01:10.61	<b>01:22.72</b> 4 00:12.11	<b>01:35.45</b> 5 00:12.73	<b>01:47.65</b> 4 00:12.19	<b>01:59.45</b> 1 00:11.80	<b>02:11.55</b> 00:12.09	2'11"01	00:36.10	-0.54
16 (7)	<b>WISEITEN</b> C. DEMURO	3	65.74 T5	00:11.54 T5	<b>01:11.21</b> 12 01:11.21	<b>01:23.37</b> 13 00:12.15	<b>01:35.93</b> 12 00:12.56	<b>01:48.08</b> 10 00:12.15	<b>01:59.63</b> 4 00:11.54	<b>02:11.64</b> 00:12.01	2'11"11	00:35.71	-1.71
8 (6)	<b>ZOELOLA</b> G. BENOIST	4	63.97 T5	00:11.78 T5	<b>01:11.01</b> 9 01:11.01	<b>01:22.98</b> 9 00:11.96	<b>01:35.64</b> 7 00:12.65	<b>01:47.88</b> 7 00:12.24	<b>01:59.67</b> 7 00:11.78	<b>02:11.80</b> 00:12.12	2'11"23	00:36.16	0.31
7 (14)	<b>SENATOR FROST</b> H. LÉBOUC	5	63.65 T5	00:12.05 T2	<b>01:10.81</b> 6 01:10.81	<b>01:22.87</b> 6 00:12.05	<b>01:35.22</b> 3 00:12.35	<b>01:47.60</b> 3 00:12.37	<b>01:59.65</b> 6 00:12.05	<b>02:12.03</b> 00:12.37	2'11"47	00:36.80	11.56
10 (16)	<b>GREAT DREAM</b> M. GUYON	6	65.02 T2	00:11.77 T5	<b>01:11.36</b> 13 01:11.36	<b>01:23.32</b> 12 00:11.96	<b>01:36.08</b> 14 00:12.75	<b>01:48.15</b> 12 00:12.06	<b>01:59.92</b> 9 00:11.77	<b>02:12.04</b> 00:12.11	2'11"47	00:35.95	5.90
13 (3)	<b>JEITOSO BAYER</b> H. JOURNIAC	7	64.26 T5	00:11.95 T5	<b>01:10.74</b> 5 01:10.74	<b>01:22.77</b> 5 00:12.03	<b>01:35.41</b> 4 00:12.63	<b>01:47.68</b> 5 00:12.26	<b>01:59.63</b> 5 00:11.95	<b>02:12.20</b> 00:12.56	2'11"63	00:36.78	-0.34
6 (8)	<b>ENGELBURG</b> J. CABRE	8	65.48 T2	00:12.00 T1	<b>01:10.36</b> 1 01:10.36	<b>01:22.41</b> 1 00:12.05	<b>01:35.13</b> 2 00:12.71	<b>01:47.40</b> 1 00:12.27	<b>01:59.57</b> 3 00:12.16	<b>02:12.34</b> 00:12.77	2'11"77	00:37.21	-1.60
14 (2)	<b>ZANHILL</b> C. PACAUT	9	64.58 T5	00:12.00 T2	<b>01:10.91</b> 7 01:10.91	<b>01:22.92</b> 7 00:12.00	<b>01:35.72</b> 9 00:12.80	<b>01:47.88</b> 6 00:12.15	<b>01:59.91</b> 8 00:12.03	<b>02:12.38</b> 00:12.46	2'11"78	00:36.65	-2.65
15 (10)	<b>CHAPARDEUSE</b> T. BACHELOT	10	66.38 T3	00:11.75 T2	<b>01:11.18</b> 11 01:11.18	<b>01:22.94</b> 8 00:11.75	<b>01:35.67</b> 8 00:12.73	<b>01:48.34</b> 14 00:12.67	<b>02:00.43</b> 13 00:12.09	<b>02:12.97</b> 00:12.54	2'12"38	00:37.30	12.72
1 (9)	<b>REBEL LIGHTNING</b> A. POUCHIN	11	65.95 T5	00:11.94 T2	<b>01:11.44</b> 14 01:11.44	<b>01:23.38</b> 14 00:11.94	<b>01:36.27</b> 15 00:12.88	<b>01:48.44</b> 15 00:12.17	<b>02:00.44</b> 14 00:12.00	<b>02:13.58</b> 00:13.13	2'12"91	00:37.31	10.88
5 (5)	<b>MAROBBO</b> D. SANTIAGO	12	62.89 T2	00:12.06 T2	<b>01:11.06</b> 10 01:11.06	<b>01:23.12</b> 11 00:12.06	<b>01:35.78</b> 10 00:12.65	<b>01:48.08</b> 11 00:12.30	<b>02:00.27</b> 11 00:12.18	<b>02:13.95</b> 00:13.68	2'13"32	00:38.17	4.91
12 (11)	<b>ONCLE FERNAND</b> E. HARDOUIN	13	63.04 T2	00:12.07 T1	<b>01:10.46</b> 2 01:10.46	<b>01:22.56</b> 2 00:12.10	<b>01:35.12</b> 1 00:12.55	<b>01:47.54</b> 2 00:12.41	<b>02:00.01</b> 10 00:12.47	<b>02:13.94</b> 00:13.93	2'13"34	00:38.81	3.68
4 (13)	<b>PARIS PARIS</b> M. NOBILI	14	66.78 T2	00:12.04 T2	<b>01:10.66</b> 4 01:10.66	<b>01:22.71</b> 3 00:12.04	<b>01:35.63</b> 6 00:12.91	<b>01:48.01</b> 9 00:12.37	<b>02:00.41</b> 12 00:12.40	<b>02:14.86</b> 00:14.45	2'14"22	00:39.23	7.98
2 (12)	<b>OUT OF TOWN</b> A. LEMAITRE	15	64.22 T2	00:12.02 T1	<b>01:10.97</b> 8 01:10.97	<b>01:23.01</b> 10 00:12.04	<b>01:35.88</b> 11 00:12.86	<b>01:48.23</b> 13 00:12.35	<b>02:01.95</b> 15 00:13.71	<b>02:16.87</b> 00:14.91	2'16"30	00:40.98	7.62
9 (4)	<b>GOOD DEAL</b> NON PARTANT												

**Statistiques Tracking**  
**CHANTILLY**  
**C7 - PRIX DE LA MARE MADAME - 2100m**  
**jeudi 30 janvier 2020 - 14:45**

Cheval **SPECIAL MISSION**  
 Jockey V. CHEMINAUD  
 Rang d'arrivée **1**  
 Temps de parcours **02:11.24**  
 Tronçon le plus rapide **00:11.60** (tronçon 400m - 200m)  
 Vitesse maximale **65.20** (tronçon 400m - 200m)  
 Vitesse moyenne **57.5**

**Données de tracking**

Tronçons de 200m	DEP 2000m	2000m 1800m	1800m 1600m	1600m 1400m	1400m 1200m	1200m 1000m	1000m 800m	800m 600m	600m 400m	400m 200m	200m ARR
<b>Temps de parcours</b>	<b>00:09.18</b>	<b>00:21.51</b>	<b>00:33.62</b>	<b>00:46.68</b>	<b>00:59.37</b>	<b>01:11.51</b>	<b>01:23.47</b>	<b>01:35.96</b>	<b>01:47.90</b>	<b>01:59.51</b>	<b>02:11.24</b>
Temps du tronçon	00:09.18	00:12.32	00:12.11	00:13.06	00:12.69	00:12.13	00:11.96	00:12.49	00:11.93	00:11.60	00:11.73
<b>Vitesse moyenne</b>	36.8	58.9	59.5	54.9	56.8	59.7	59.9	57.7	60.3	62.6	61.2

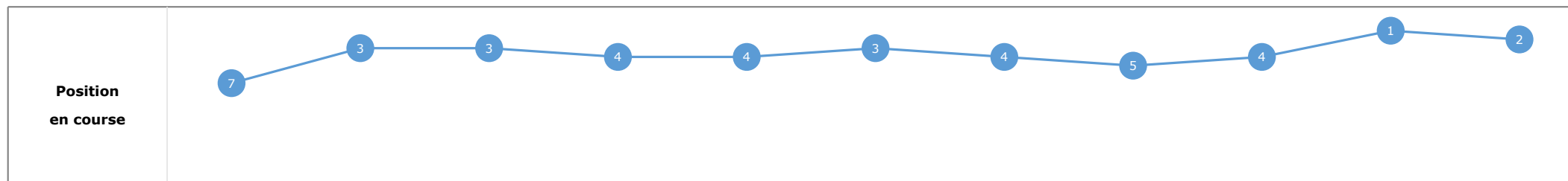
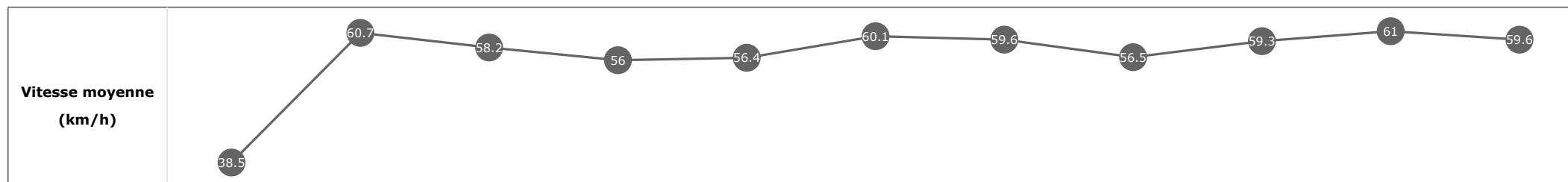


**Statistiques Tracking**  
**CHANTILLY**  
**C7 - PRIX DE LA MARE MADAME - 2100m**  
**jeudi 30 janvier 2020 - 14:45**

Cheval **ARCTIC CERCLE**  
 Jockey **S. PASQUIER**  
 Rang d'arrivée **2**  
 Temps de parcours **02:11.55**  
 Tronçon le plus rapide **00:11.80** (tronçon 400m - 200m)  
 Vitesse maximale **65.77** (tronçon 400m - 200m)  
 Vitesse moyenne **57.4**

**Données de tracking**

Tronçons de 200m	DEP 2000m	2000m 1800m	1800m 1600m	1600m 1400m	1400m 1200m	1200m 1000m	1000m 800m	800m 600m	600m 400m	400m 200m	200m ARR
<b>Temps de parcours</b>	<b>00:08.77</b>	<b>00:20.66</b>	<b>00:33.00</b>	<b>00:45.84</b>	<b>00:58.57</b>	<b>01:10.61</b>	<b>01:22.72</b>	<b>01:35.45</b>	<b>01:47.65</b>	<b>01:59.45</b>	<b>02:11.55</b>
Temps du tronçon	00:08.77	00:11.88	00:12.34	00:12.84	00:12.72	00:12.03	00:12.11	00:12.73	00:12.19	00:11.80	00:12.09
<b>Vitesse moyenne</b>	38.5	60.7	58.2	56	56.4	60.1	59.6	56.5	59.3	61	59.6


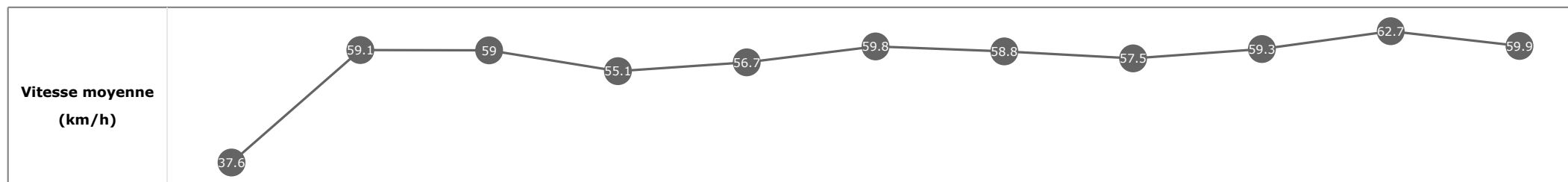


**Statistiques Tracking**  
**CHANTILLY**  
**C7 - PRIX DE LA MARE MADAME - 2100m**  
**jeudi 30 janvier 2020 - 14:45**

Cheval **WISEITEN**  
 Jockey **C. DEMURO**  
 Rang d'arrivée **3**  
 Temps de parcours **02:11.64**  
 Tronçon le plus rapide **00:11.54** (tronçon 400m - 200m)  
 Vitesse maximale **65.74** (tronçon 400m - 200m)  
 Vitesse moyenne **57.3**

**Données de tracking**

Tronçons de 200m	DEP 2000m	2000m 1800m	1800m 1600m	1600m 1400m	1400m 1200m	1200m 1000m	1000m 800m	800m 600m	600m 400m	400m 200m	200m ARR
<b>Temps de parcours</b>	<b>00:09.03</b>	<b>00:21.24</b>	<b>00:33.40</b>	<b>00:46.40</b>	<b>00:59.09</b>	<b>01:11.21</b>	<b>01:23.37</b>	<b>01:35.93</b>	<b>01:48.08</b>	<b>01:59.63</b>	<b>02:11.64</b>
Temps du tronçon	00:09.03	00:12.20	00:12.16	00:13.00	00:12.69	00:12.11	00:12.15	00:12.56	00:12.15	00:11.54	00:12.01
<b>Vitesse moyenne</b>	37.6	59.1	59	55.1	56.7	59.8	58.8	57.5	59.3	62.7	59.9

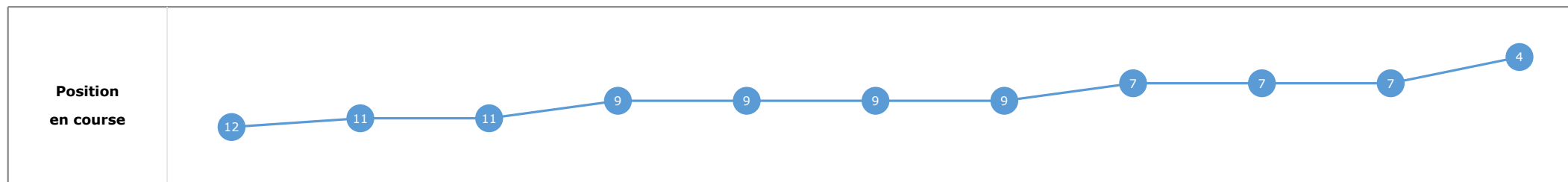
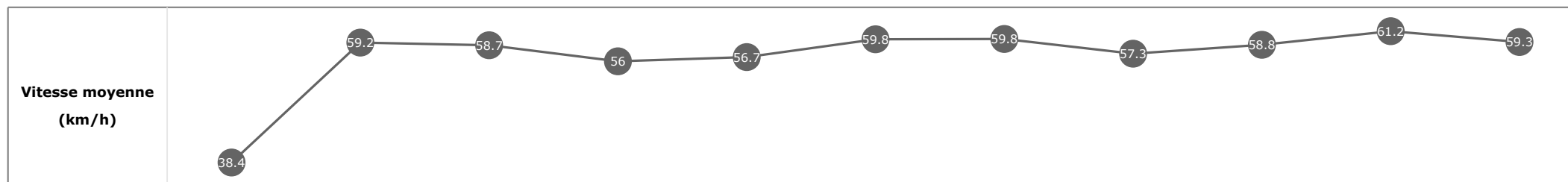


**Statistiques Tracking**  
**CHANTILLY**  
**C7 - PRIX DE LA MARE MADAME - 2100m**  
**jeudi 30 janvier 2020 - 14:45**

Cheval **ZOELOLA**  
 Jockey G. BENOIST  
 Rang d'arrivée **4**  
 Temps de parcours **02:11.80**  
 Tronçon le plus rapide **00:11.78** (tronçon 400m - 200m)  
 Vitesse maximale **63.97** (tronçon 400m - 200m)  
 Vitesse moyenne **57.3**

**Données de tracking**

Tronçons de 200m	DEP 2000m	2000m 1800m	1800m 1600m	1600m 1400m	1400m 1200m	1200m 1000m	1000m 800m	800m 600m	600m 400m	400m 200m	200m ARR
<b>Temps de parcours</b>	<b>00:08.91</b>	<b>00:21.04</b>	<b>00:33.42</b>	<b>00:46.24</b>	<b>00:58.94</b>	<b>01:11.01</b>	<b>01:22.98</b>	<b>01:35.64</b>	<b>01:47.88</b>	<b>01:59.67</b>	<b>02:11.80</b>
Temps du tronçon	00:08.91	00:12.13	00:12.37	00:12.81	00:12.70	00:12.07	00:11.96	00:12.65	00:12.24	00:11.78	00:12.12
<b>Vitesse moyenne</b>	38.4	59.2	58.7	56	56.7	59.8	59.8	57.3	58.8	61.2	59.3

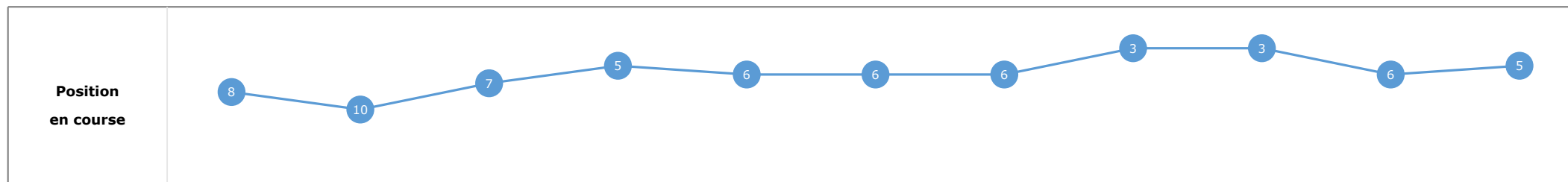
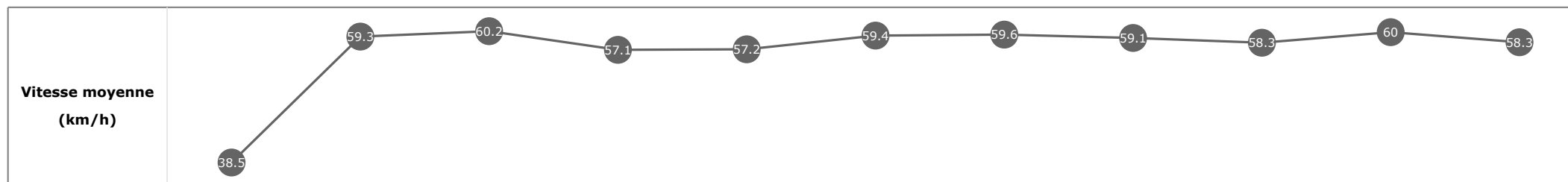


**Statistiques Tracking**  
**CHANTILLY**  
**C7 - PRIX DE LA MARE MADAME - 2100m**  
**jeudi 30 janvier 2020 - 14:45**

Cheval **SENATOR FROST**  
 Jockey **H. LEBouc**  
 Rang d'arrivée **5**  
 Temps de parcours **02:12.03**  
 Tronçon le plus rapide **00:12.05** (tronçon 1000m - 800m)  
 Vitesse maximale **63.65** (tronçon 400m - 200m)  
 Vitesse moyenne **57.5**

**Données de tracking**

Tronçons de 200m	DEP 2000m	2000m 1800m	1800m 1600m	1600m 1400m	1400m 1200m	1200m 1000m	1000m 800m	800m 600m	600m 400m	400m 200m	200m ARR
<b>Temps de parcours</b>	<b>00:08.78</b>	<b>00:21.01</b>	<b>00:33.21</b>	<b>00:45.99</b>	<b>00:58.65</b>	<b>01:10.81</b>	<b>01:22.87</b>	<b>01:35.22</b>	<b>01:47.60</b>	<b>01:59.65</b>	<b>02:12.03</b>
Temps du tronçon	00:08.78	00:12.23	00:12.20	00:12.77	00:12.65	00:12.16	00:12.05	00:12.35	00:12.37	00:12.05	00:12.37
<b>Vitesse moyenne</b>	38.5	59.3	60.2	57.1	57.2	59.4	59.6	59.1	58.3	60	58.3

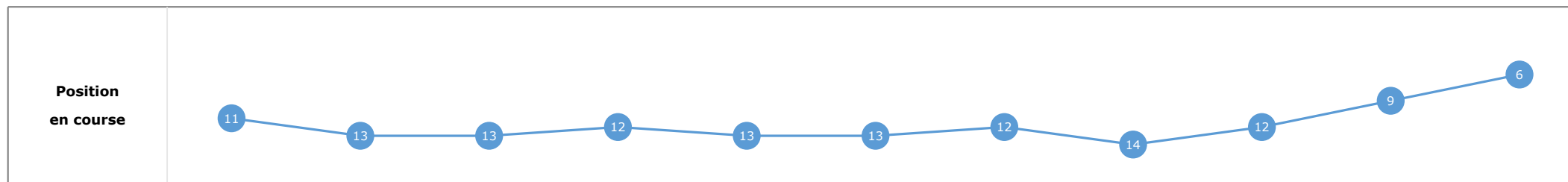
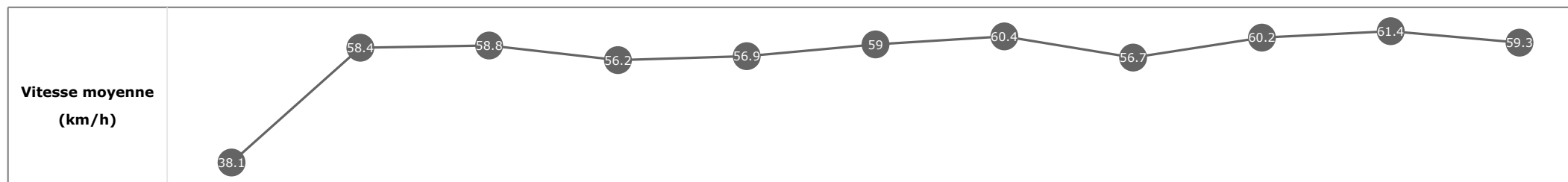


**Statistiques Tracking**  
**CHANTILLY**  
**C7 - PRIX DE LA MARE MADAME - 2100m**  
**jeudi 30 janvier 2020 - 14:45**

Cheval **GREAT DREAM**  
 Jockey **M. GUYON**  
 Rang d'arrivée **6**  
 Temps de parcours **02:12.04**  
 Tronçon le plus rapide **00:11.77** (tronçon 400m - 200m)  
 Vitesse maximale **65.02** (tronçon 1000m - 800m)  
 Vitesse moyenne **57.3**

**Données de tracking**

Tronçons de 200m	DEP 2000m	2000m 1800m	1800m 1600m	1600m 1400m	1400m 1200m	1200m 1000m	1000m 800m	800m 600m	600m 400m	400m 200m	200m ARR
<b>Temps de parcours</b>	<b>00:08.88</b>	<b>00:21.20</b>	<b>00:33.59</b>	<b>00:46.49</b>	<b>00:59.22</b>	<b>01:11.36</b>	<b>01:23.32</b>	<b>01:36.08</b>	<b>01:48.15</b>	<b>01:59.92</b>	<b>02:12.04</b>
Temps du tronçon	00:08.88	00:12.31	00:12.39	00:12.90	00:12.72	00:12.14	00:11.96	00:12.75	00:12.06	00:11.77	00:12.11
<b>Vitesse moyenne</b>	38.1	58.4	58.8	56.2	56.9	59	60.4	56.7	60.2	61.4	59.3

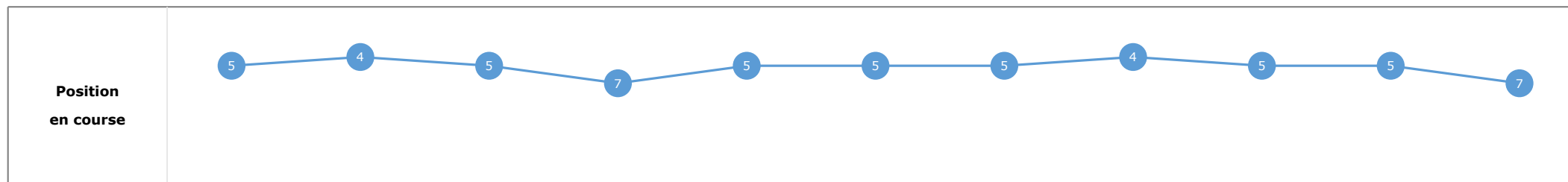
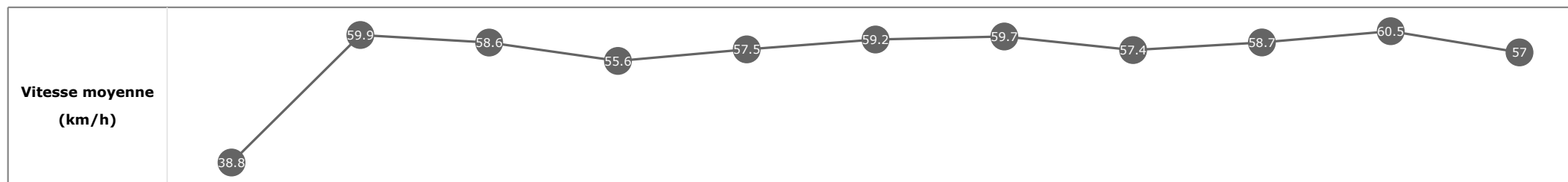


**Statistiques Tracking**  
**CHANTILLY**  
**C7 - PRIX DE LA MARE MADAME - 2100m**  
**jeudi 30 janvier 2020 - 14:45**

Cheval **JEITOSO BAYER**  
 Jockey **H. JOURNIAC**  
 Rang d'arrivée **7**  
 Temps de parcours **02:12.20**  
 Tronçon le plus rapide **00:11.95** (tronçon 400m - 200m)  
 Vitesse maximale **64.26** (tronçon 400m - 200m)  
 Vitesse moyenne **57.1**

**Données de tracking**

Tronçons de 200m	DEP 2000m	2000m 1800m	1800m 1600m	1600m 1400m	1400m 1200m	1200m 1000m	1000m 800m	800m 600m	600m 400m	400m 200m	200m ARR
<b>Temps de parcours</b>	<b>00:08.75</b>	<b>00:20.76</b>	<b>00:33.09</b>	<b>00:46.00</b>	<b>00:58.61</b>	<b>01:10.74</b>	<b>01:22.77</b>	<b>01:35.41</b>	<b>01:47.68</b>	<b>01:59.63</b>	<b>02:12.20</b>
Temps du tronçon	00:08.75	00:12.01	00:12.32	00:12.91	00:12.60	00:12.13	00:12.03	00:12.63	00:12.26	00:11.95	00:12.56
<b>Vitesse moyenne</b>	38.8	59.9	58.6	55.6	57.5	59.2	59.7	57.4	58.7	60.5	57



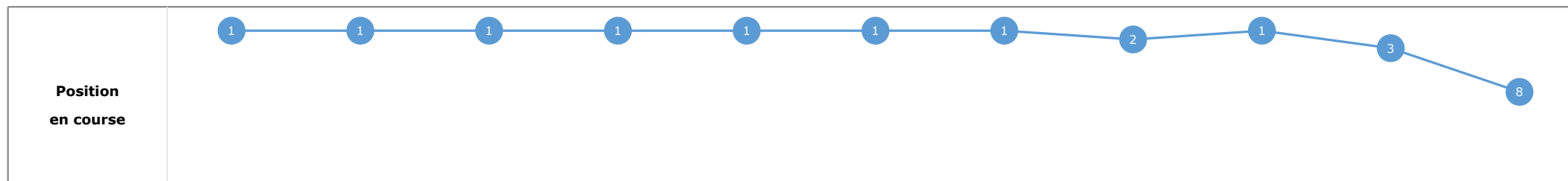
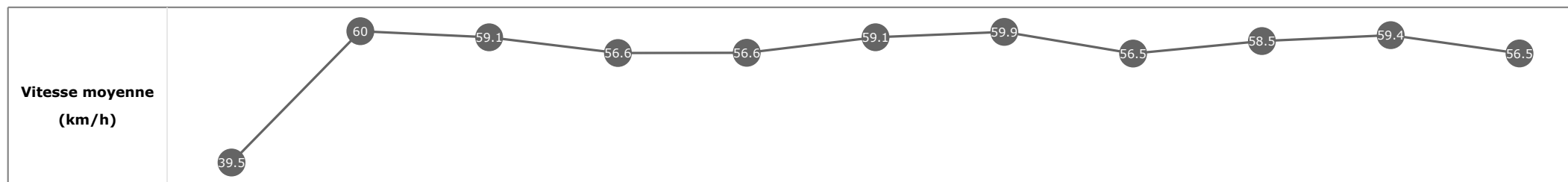


**Statistiques Tracking**  
**CHANTILLY**  
**C7 - PRIX DE LA MARE MADAME - 2100m**  
**jeudi 30 janvier 2020 - 14:45**

Cheval **ENGELBURG**  
 Jockey **J. CABRE**  
 Rang d'arrivée **8**  
 Temps de parcours **02:12.34**  
 Tronçon le plus rapide **00:12.00** (tronçon 2000m - 1800m)  
 Vitesse maximale **65.48** (tronçon 1000m - 800m)  
 Vitesse moyenne **57**

**Données de tracking**

Tronçons de 200m	DEP 2000m	2000m 1800m	1800m 1600m	1600m 1400m	1400m 1200m	1200m 1000m	1000m 800m	800m 600m	600m 400m	400m 200m	200m ARR
<b>Temps de parcours</b>	<b>00:08.56</b>	<b>00:20.57</b>	<b>00:32.77</b>	<b>00:45.51</b>	<b>00:58.22</b>	<b>01:10.36</b>	<b>01:22.41</b>	<b>01:35.13</b>	<b>01:47.40</b>	<b>01:59.57</b>	<b>02:12.34</b>
Temps du tronçon	00:08.56	00:12.00	00:12.19	00:12.74	00:12.71	00:12.14	00:12.05	00:12.71	00:12.27	00:12.16	00:12.77
<b>Vitesse moyenne</b>	39.5	60	59.1	56.6	56.6	59.1	59.9	56.5	58.5	59.4	56.5

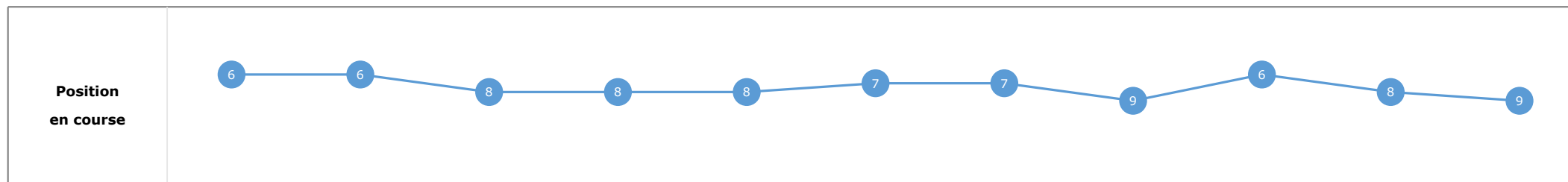
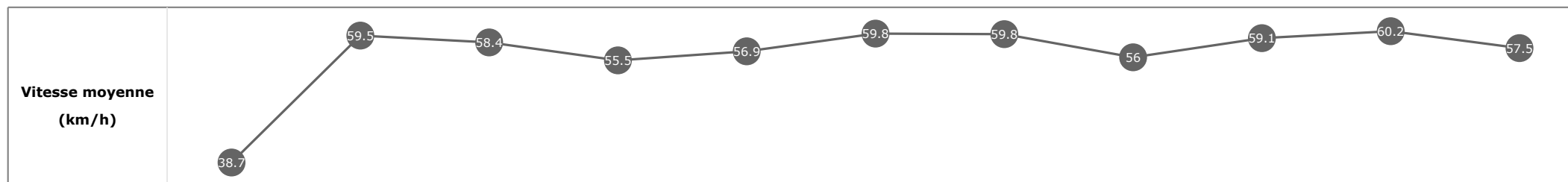


**Statistiques Tracking**  
**CHANTILLY**  
**C7 - PRIX DE LA MARE MADAME - 2100m**  
**jeudi 30 janvier 2020 - 14:45**

Cheval **ZANHILL**  
 Jockey **C. PACAUT**  
 Rang d'arrivée **9**  
 Temps de parcours **02:12.38**  
 Tronçon le plus rapide **00:12.00** (tronçon 1000m - 800m)  
 Vitesse maximale **64.58** (tronçon 400m - 200m)  
 Vitesse moyenne **56.9**

**Données de tracking**

Tronçons de 200m	DEP 2000m	2000m 1800m	1800m 1600m	1600m 1400m	1400m 1200m	1200m 1000m	1000m 800m	800m 600m	600m 400m	400m 200m	200m ARR
<b>Temps de parcours</b>	<b>00:08.75</b>	<b>00:20.80</b>	<b>00:33.23</b>	<b>00:46.16</b>	<b>00:58.79</b>	<b>01:10.91</b>	<b>01:22.92</b>	<b>01:35.72</b>	<b>01:47.88</b>	<b>01:59.91</b>	<b>02:12.38</b>
Temps du tronçon	00:08.75	00:12.05	00:12.42	00:12.92	00:12.62	00:12.11	00:12.00	00:12.80	00:12.15	00:12.03	00:12.46
<b>Vitesse moyenne</b>	38.7	59.5	58.4	55.5	56.9	59.8	59.8	56	59.1	60.2	57.5


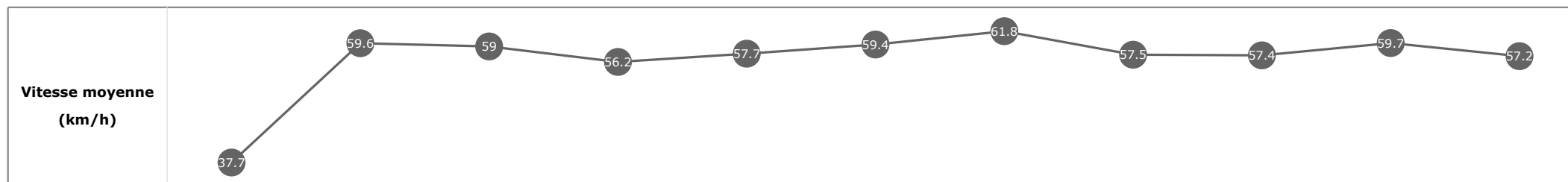


**Statistiques Tracking**  
**CHANTILLY**  
**C7 - PRIX DE LA MARE MADAME - 2100m**  
**jeudi 30 janvier 2020 - 14:45**

Cheval **CHAPARDEUSE**  
 Jockey T. BACHELOT  
 Rang d'arrivée **10**  
 Temps de parcours **02:12.97**  
 Tronçon le plus rapide **00:11.75** (tronçon 1000m - 800m)  
 Vitesse maximale **66.38** (tronçon 800m - 600m)  
 Vitesse moyenne **57.1**

**Données de tracking**

Tronçons de 200m	DEP 2000m	2000m 1800m	1800m 1600m	1600m 1400m	1400m 1200m	1200m 1000m	1000m 800m	800m 600m	600m 400m	400m 200m	200m ARR
<b>Temps de parcours</b>	<b>00:08.97</b>	<b>00:21.07</b>	<b>00:33.54</b>	<b>00:46.61</b>	<b>00:59.06</b>	<b>01:11.18</b>	<b>01:22.94</b>	<b>01:35.67</b>	<b>01:48.34</b>	<b>02:00.43</b>	<b>02:12.97</b>
Temps du tronçon	00:08.97	00:12.09	00:12.47	00:13.07	00:12.44	00:12.11	00:11.75	00:12.73	00:12.67	00:12.09	00:12.54
<b>Vitesse moyenne</b>	37.7	59.6	59	56.2	57.7	59.4	61.8	57.5	57.4	59.7	57.2

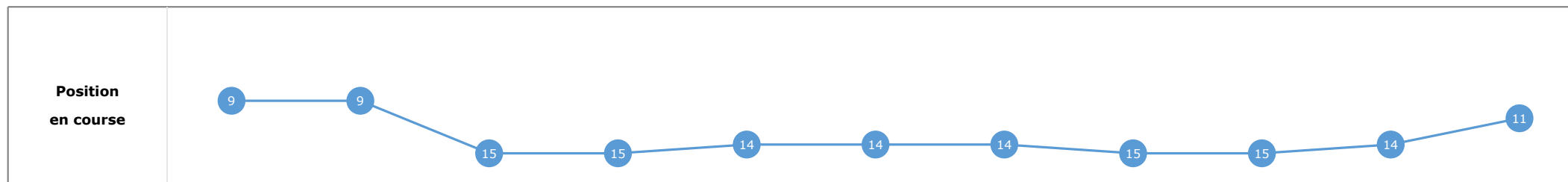
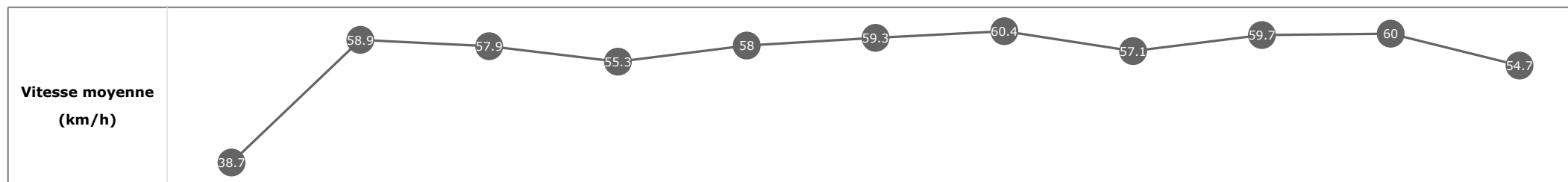


**Statistiques Tracking**  
**CHANTILLY**  
**C7 - PRIX DE LA MARE MADAME - 2100m**  
**jeudi 30 janvier 2020 - 14:45**

Cheval **REBEL LIGHTNING**  
 Jockey **A. POUCHIN**  
 Rang d'arrivée **11**  
 Temps de parcours **02:13.58**  
 Tronçon le plus rapide **00:11.94** (tronçon 1000m - 800m)  
 Vitesse maximale **65.95** (tronçon 400m - 200m)  
 Vitesse moyenne **56.8**

**Données de tracking**

Tronçons de 200m	DEP 2000m	2000m 1800m	1800m 1600m	1600m 1400m	1400m 1200m	1200m 1000m	1000m 800m	800m 600m	600m 400m	400m 200m	200m ARR
<b>Temps de parcours</b>	<b>00:08.82</b>	<b>00:20.98</b>	<b>00:33.65</b>	<b>00:46.85</b>	<b>00:59.31</b>	<b>01:11.44</b>	<b>01:23.38</b>	<b>01:36.27</b>	<b>01:48.44</b>	<b>02:00.44</b>	<b>02:13.58</b>
Temps du tronçon	00:08.82	00:12.16	00:12.66	00:13.20	00:12.46	00:12.12	00:11.94	00:12.88	00:12.17	00:12.00	00:13.13
<b>Vitesse moyenne</b>	38.7	58.9	57.9	55.3	58	59.3	60.4	57.1	59.7	60	54.7


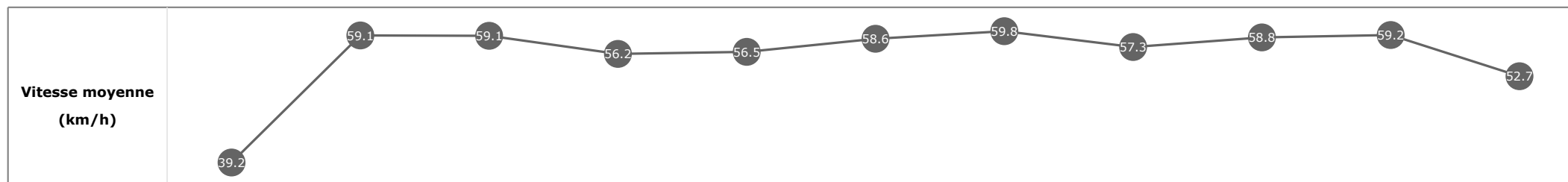


**Statistiques Tracking**  
**CHANTILLY**  
**C7 - PRIX DE LA MARE MADAME - 2100m**  
**jeudi 30 janvier 2020 - 14:45**

Cheval **MAROBOb**  
 Jockey **D. SANTIAGO**  
 Rang d'arrivée **12**  
 Temps de parcours **02:13.95**  
 Tronçon le plus rapide **00:12.06** (tronçon 1000m - 800m)  
 Vitesse maximale **62.89** (tronçon 1000m - 800m)  
 Vitesse moyenne **56.5**

**Données de tracking**

Tronçons de 200m	DEP 2000m	2000m 1800m	1800m 1600m	1600m 1400m	1400m 1200m	1200m 1000m	1000m 800m	800m 600m	600m 400m	400m 200m	200m ARR
<b>Temps de parcours</b>	<b>00:08.65</b>	<b>00:20.80</b>	<b>00:33.15</b>	<b>00:46.00</b>	<b>00:58.77</b>	<b>01:11.06</b>	<b>01:23.12</b>	<b>01:35.78</b>	<b>01:48.08</b>	<b>02:00.27</b>	<b>02:13.95</b>
Temps du tronçon	00:08.65	00:12.14	00:12.35	00:12.85	00:12.76	00:12.28	00:12.06	00:12.65	00:12.30	00:12.18	00:13.68
<b>Vitesse moyenne</b>	39.2	59.1	59.1	56.2	56.5	58.6	59.8	57.3	58.8	59.2	52.7

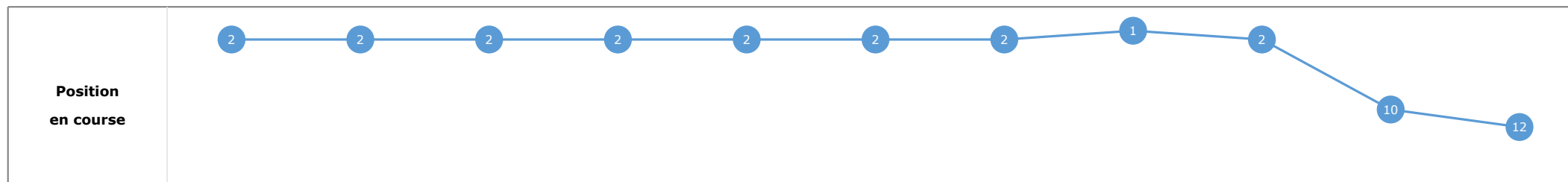
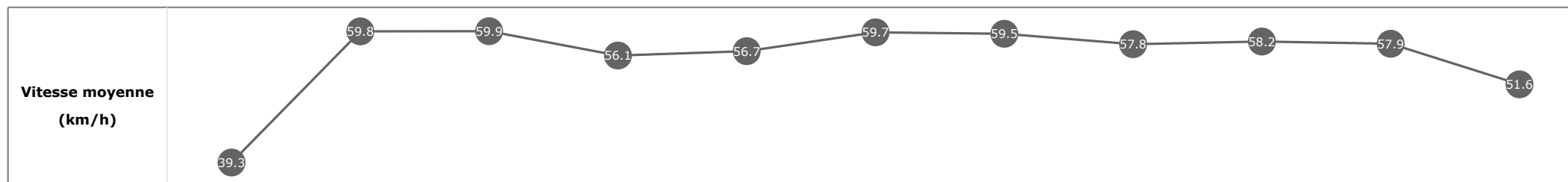


**Statistiques Tracking**  
**CHANTILLY**  
**C7 - PRIX DE LA MARE MADAME - 2100m**  
**jeudi 30 janvier 2020 - 14:45**

Cheval **ONCLE FERNAND**  
 Jockey **E. HARDOUIN**  
 Rang d'arrivée **13**  
 Temps de parcours **02:13.94**  
 Tronçon le plus rapide **00:12.07** (tronçon 2000m - 1800m)  
 Vitesse maximale **63.04** (tronçon 1000m - 800m)  
 Vitesse moyenne **56.4**

**Données de tracking**

Tronçons de 200m	DEP 2000m	2000m 1800m	1800m 1600m	1600m 1400m	1400m 1200m	1200m 1000m	1000m 800m	800m 600m	600m 400m	400m 200m	200m ARR
<b>Temps de parcours</b>	<b>00:08.58</b>	<b>00:20.65</b>	<b>00:32.82</b>	<b>00:45.67</b>	<b>00:58.37</b>	<b>01:10.46</b>	<b>01:22.56</b>	<b>01:35.12</b>	<b>01:47.54</b>	<b>02:00.01</b>	<b>02:13.94</b>
Temps du tronçon	00:08.58	00:12.07	00:12.17	00:12.85	00:12.69	00:12.08	00:12.10	00:12.55	00:12.41	00:12.47	00:13.93
<b>Vitesse moyenne</b>	39.3	59.8	59.9	56.1	56.7	59.7	59.5	57.8	58.2	57.9	51.6

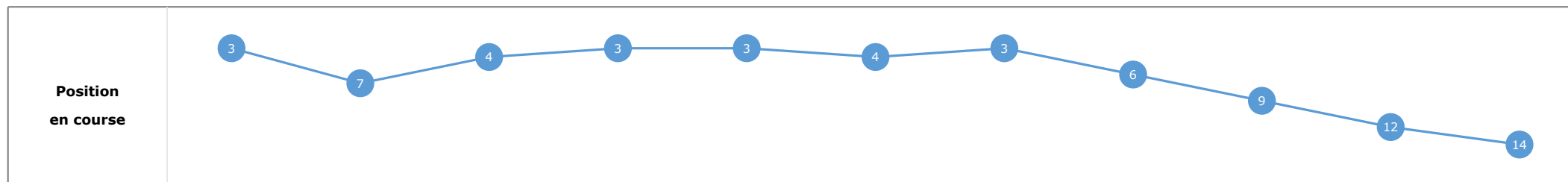
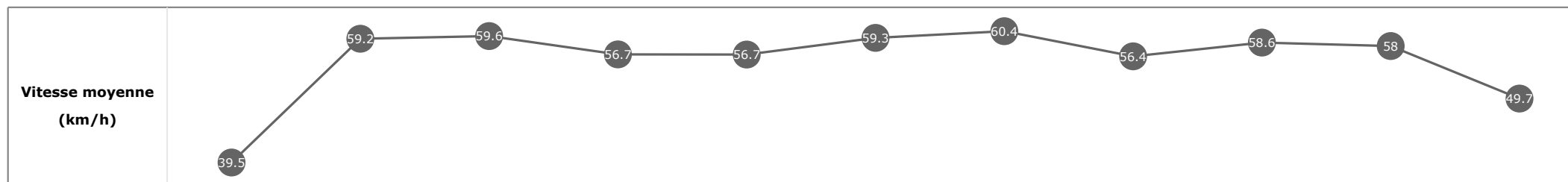


**Statistiques Tracking**  
**CHANTILLY**  
**C7 - PRIX DE LA MARE MADAME - 2100m**  
**jeudi 30 janvier 2020 - 14:45**

Cheval **PARIS PARIS**  
 Jockey **M. NOBILI**  
 Rang d'arrivée **14**  
 Temps de parcours **02:14.86**  
 Tronçon le plus rapide **00:12.04** (tronçon 1000m - 800m)  
 Vitesse maximale **66.78** (tronçon 1000m - 800m)  
 Vitesse moyenne **56.2**

**Données de tracking**

Tronçons de 200m	DEP 2000m	2000m 1800m	1800m 1600m	1600m 1400m	1400m 1200m	1200m 1000m	1000m 800m	800m 600m	600m 400m	400m 200m	200m ARR
<b>Temps de parcours</b>	<b>00:08.62</b>	<b>00:20.81</b>	<b>00:33.04</b>	<b>00:45.83</b>	<b>00:58.49</b>	<b>01:10.66</b>	<b>01:22.71</b>	<b>01:35.63</b>	<b>01:48.01</b>	<b>02:00.41</b>	<b>02:14.86</b>
Temps du tronçon	00:08.62	00:12.19	00:12.22	00:12.79	00:12.65	00:12.17	00:12.04	00:12.91	00:12.37	00:12.40	00:14.45
<b>Vitesse moyenne</b>	39.5	59.2	59.6	56.7	56.7	59.3	60.4	56.4	58.6	58	49.7

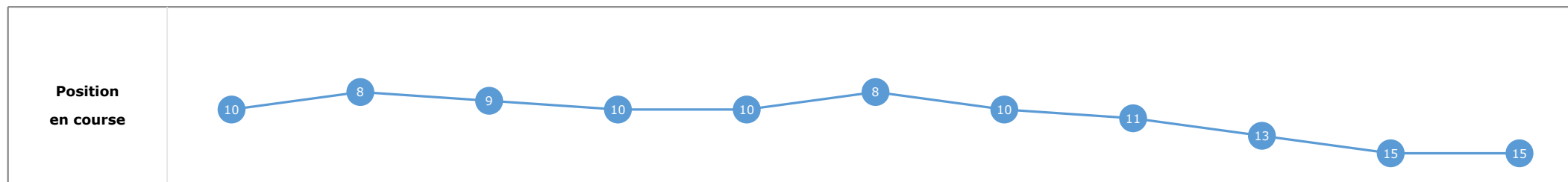
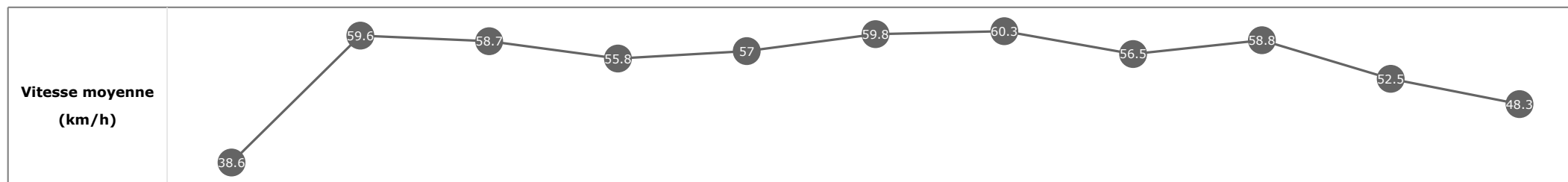


**Statistiques Tracking**  
**CHANTILLY**  
**C7 - PRIX DE LA MARE MADAME - 2100m**  
**jeudi 30 janvier 2020 - 14:45**

Cheval **OUT OF TOWN**  
 Jockey **A. LEMAITRE**  
 Rang d'arrivée **15**  
 Temps de parcours **02:16.87**  
 Tronçon le plus rapide **00:12.02** (tronçon 1200m - 1000m)  
 Vitesse maximale **64.22** (tronçon 1000m - 800m)  
 Vitesse moyenne **55.3**

**Données de tracking**

Tronçons de 200m	DEP 2000m	2000m 1800m	1800m 1600m	1600m 1400m	1400m 1200m	1200m 1000m	1000m 800m	800m 600m	600m 400m	400m 200m	200m ARR
<b>Temps de parcours</b>	<b>00:08.82</b>	<b>00:20.92</b>	<b>00:33.33</b>	<b>00:46.33</b>	<b>00:58.94</b>	<b>01:10.97</b>	<b>01:23.01</b>	<b>01:35.88</b>	<b>01:48.23</b>	<b>02:01.95</b>	<b>02:16.87</b>
Temps du tronçon	00:08.82	00:12.09	00:12.40	00:12.99	00:12.61	00:12.02	00:12.04	00:12.86	00:12.35	00:13.71	00:14.91
<b>Vitesse moyenne</b>	38.6	59.6	58.7	55.8	57	59.8	60.3	56.5	58.8	52.5	48.3





Statistiques Tracking  
**CHANTILLY**  
**C7 - PRIX DE LA MARE MADAME - 2100m**  
**jeudi 30 janvier 2020 - 14:45**

Cheval **GOOD DEAL**  
 Jockey NON PARTANT  
 Rang d'arrivée **0**  
 Temps de parcours **00:00.00**  
 Tronçon le plus rapide  
 Vitesse maximale  
 Vitesse moyenne

**Données de tracking**

Tronçons de 200m	0m	0m	0m	0m	0m	0m	0m	0m	0m	0m	0m	0m
	ARR	ARR	ARR	ARR	ARR	ARR	ARR	ARR	ARR	ARR	ARR	ARR
<b>Temps de parcours</b>												
Temps du tronçon												
<b>Vitesse moyenne</b>												

<b>Vitesse moyenne</b> (km/h)	
----------------------------------	--

<b>Position</b> en course	
------------------------------	--