

**Statistiques Tracking**  
**CHANTILLY**  
**C9 - PRIX DE PLAILLY - 1400m**  
**jeudi 30 janvier 2020 - 15:55**

| Partant<br>(corde) | Cheval                               | Arrivée<br>officielle | Tronçons de 200m<br>Temps passage en tête<br>Durée du tronçon |                          | DEP - 1000m             | 1000m - 800m            | 800m - 600m             | 600m - 400m             | 400m - 200m             | 200m - ARR           | Temps<br>officiel | Derniers<br>600m | Parcouru<br>vs. 1er |
|--------------------|--------------------------------------|-----------------------|---|--------------------------|-------------------------|-------------------------|-------------------------|-------------------------|-------------------------|----------------------|-------------------|------------------|---------------------|
|                    |                                      |                       | Vitesse<br>Max  | 200m les<br>plus rapides | 00:26.66<br>00:26.66    | 00:37.98<br>00:11.32    | 00:49.42<br>00:11.44    | 01:01.17<br>00:11.74    | 01:12.76<br>00:11.58    | 01:24.69<br>00:11.93 |                   |                  |                     |
| 1<br>(3)           | ROSS CASTLE<br>A. POUCHIN            | 1                     |   |                          |                         |                         |                         |                         |                         |                      | 1'24"53           |                  |                     |
| 6<br>(10)          | SILVER QUARTZ<br>V. CHEMINAUD        | 2                     | 66.35<br>T2   | 00:11.31<br>T2           | 00:26.95 3<br>00:26.95  | 00:38.26 3<br>00:11.31  | 00:49.91 4<br>00:11.64  | 01:01.41 4<br>00:11.50  | 01:12.82 2<br>00:11.41  | 01:24.69<br>00:11.86 | 1'24"54           | 00:34.78         |                     |
| 7<br>(5)           | MIRACLE DES AIGLES<br>F. VALLE SKAR  | 3                     | 66.35<br>T3   | 00:11.30<br>T3           | 00:26.80 2<br>00:26.80  | 00:38.12 2<br>00:11.31  | 00:49.42 1<br>00:11.30  | 01:01.17 1<br>00:11.74  | 01:12.76 1<br>00:11.58  | 01:24.75<br>00:11.98 | 1'24"58           | 00:35.32         |                     |
| 4<br>(8)           | LUCKY TEAM<br>T. BACHELOT            | 4                     | 68.04<br>T2   | 00:11.27<br>T2           | 00:27.08 4<br>00:27.08  | 00:38.35 4<br>00:11.27  | 00:49.81 3<br>00:11.46  | 01:01.38 3<br>00:11.56  | 01:12.88 3<br>00:11.50  | 01:24.88<br>00:12.00 | 1'24"68           | 00:35.06         |                     |
| 3<br>(4)           | ART COLLECTION<br>A. HAMELIN         | 5                     | 66.78<br>T1   | 00:11.38<br>T5           | 00:27.10 5<br>00:27.10  | 00:38.54 6<br>00:11.43  | 00:50.11 5<br>00:11.56  | 01:01.68 5<br>00:11.56  | 01:13.06 4<br>00:11.38  | 01:24.97<br>00:11.90 | 1'24"78           | 00:34.86         |                     |
| 11<br>(2)          | HOUSE OF KINGS<br>S. PASQUIER        | 6                     | 66.35<br>T3   | 00:11.32<br>T5           | 00:27.35 8<br>00:27.35  | 00:38.87 9<br>00:11.52  | 00:50.42 9<br>00:11.54  | 01:01.88 8<br>00:11.46  | 01:13.21 6<br>00:11.32  | 01:25.15<br>00:11.94 | 1'24"97           | 00:34.73         |                     |
| 10<br>(13)         | KILFRUSH MEMORIES<br>E. VERHESTRÆTEN | 7                     | 65.74<br>T3   | 00:11.34<br>T5           | 00:27.50 10<br>00:27.50 | 00:39.02 10<br>00:11.51 | 00:50.53 10<br>00:11.51 | 01:02.08 9<br>00:11.55  | 01:13.43 8<br>00:11.34  | 01:25.34<br>00:11.91 | 1'25"20           | 00:34.81         |                     |
| 5<br>(11)          | VIBRANT CHORDS<br>K. CLIJMANS        | 8                     | 65.84<br>T2   | 00:11.32<br>T2           | 00:26.66 1<br>00:26.66  | 00:37.98 1<br>00:11.32  | 00:49.59 2<br>00:11.60  | 01:01.30 2<br>00:11.71  | 01:13.07 5<br>00:11.77  | 01:25.48<br>00:12.40 | 1'25"31           | 00:35.89         |                     |
| 14<br>(1)          | GYMKHANA<br>E. LEBRETON              | 9                     | 68.58<br>T2   | 00:11.36<br>T2           | 00:27.40 9<br>00:27.40  | 00:38.76 8<br>00:11.36  | 00:50.20 6<br>00:11.43  | 01:01.70 6<br>00:11.49  | 01:13.34 7<br>00:11.63  | 01:25.64<br>00:12.30 | 1'25"46           | 00:35.43         |                     |
| 8<br>(15)          | ICEFINGER<br>M. GUYON                | 10                    | 66.78<br>T2   | 00:11.40<br>T5           | 00:27.82 13<br>00:27.82 | 00:39.28 13<br>00:11.45 | 00:50.88 13<br>00:11.59 | 01:02.39 13<br>00:11.51 | 01:13.80 9<br>00:11.40  | 01:26.62<br>00:12.82 | 1'26"42           | 00:35.74         |                     |
| 15<br>(14)         | NOTHING TO LOSE<br>S. BREUX          | 11                    | 66.92<br>T2   | 00:11.45<br>T2           | 00:27.96 14<br>00:27.96 | 00:39.41 14<br>00:11.45 | 00:51.12 14<br>00:11.70 | 01:02.68 14<br>00:11.56 | 01:14.19 14<br>00:11.50 | 01:26.61<br>00:12.42 | 1'26"43           | 00:35.49         |                     |
| 9<br>(12)          | NICKOS<br>A. COUTIER                 | 12                    | 68.36<br>T2   | 00:11.37<br>T2           | 00:27.69 12<br>00:27.69 | 00:39.06 11<br>00:11.37 | 00:50.57 11<br>00:11.50 | 01:02.21 11<br>00:11.64 | 01:14.11 13<br>00:11.89 | 01:26.87<br>00:12.76 | 1'26"64           | 00:36.30         |                     |
| 2<br>(7)           | NAAB<br>A. MOLINS                    | 13                    | 67.14<br>T2   | 00:11.11<br>T2           | 00:27.28 7<br>00:27.28  | 00:38.40 5<br>00:11.11  | 00:50.21 7<br>00:11.81  | 01:02.11 10<br>00:11.90 | 01:13.87 10<br>00:11.75 | 01:26.87<br>00:13.00 | 1'26"66           | 00:36.66         |                     |
| 13<br>(6)          | ESPACE<br>E. HARDOUIN                | 14                    | 65.74<br>T2   | 00:11.42<br>T2           | 00:27.25 6<br>00:27.25  | 00:38.68 7<br>00:11.42  | 00:50.22 8<br>00:11.54  | 01:01.83 7<br>00:11.61  | 01:13.90 12<br>00:12.06 | 01:26.90<br>00:13.00 | 1'26"67           | 00:36.68         |                     |
| 12<br>(9)          | INVIOLEBLE SPIRIT<br>S. HELLYN       | 15                    | 67.07<br>T2   | 00:11.48<br>T1           | 00:27.61 11<br>00:27.61 | 00:39.13 12<br>00:11.52 | 00:50.76 12<br>00:11.62 | 01:02.34 12<br>00:11.58 | 01:13.90 11<br>00:11.56 | 01:27.00<br>00:13.09 | 1'26"76           | 00:36.24         |                     |

Cheval **ROSS CASTLE**  
 Jockey A. POUCHIN  
 Rang d'arrivée **1**  
 Temps de parcours **00:00.00**  
 Tronçon le plus rapide  
 Vitesse maximale  
 Vitesse moyenne

**Données de tracking**

| Tronçons de 200m         | 0m<br>ARR | 0m<br>ARR | 0m<br>ARR | 0m<br>ARR | 0m<br>ARR | 0m<br>ARR | 0m<br>ARR |
|--------------------------|-----------|-----------|-----------|-----------|-----------|-----------|-----------|
| <b>Temps de parcours</b> |           |           |           |           |           |           |           |
| Temps du tronçon         |           |           |           |           |           |           |           |
| <b>Vitesse moyenne</b>   |           |           |           |           |           |           |           |

|                                   |  |
|-----------------------------------|--|
| <b>Vitesse moyenne<br/>(km/h)</b> |  |
|-----------------------------------|--|


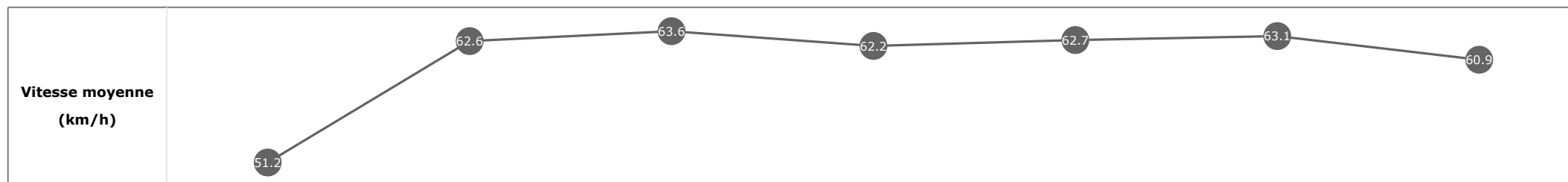
|                               |  |
|-------------------------------|--|
| <b>Position<br/>en course</b> |  |
|-------------------------------|--|

**Statistiques Tracking**  
**CHANTILLY**  
**C9 - PRIX DE PLAILLY - 1400m**  
**jeudi 30 janvier 2020 - 15:55**

Cheval **SILVER QUARTZ**  
 Jockey V. CHEMINAUD  
 Rang d'arrivée **2**  
 Temps de parcours **01:24.69**  
 Tronçon le plus rapide **00:11.31** (tronçon 1000m - 800m)  
 Vitesse maximale **66.35** (tronçon 1000m - 800m)  
 Vitesse moyenne **60.4**

**Données de tracking**

| Tronçons de 200m         | DEP<br>1200m    | 1200m<br>1000m  | 1000m<br>800m   | 800m<br>600m    | 600m<br>400m    | 400m<br>200m    | 200m<br>ARR     |
|--------------------------|-----------------|-----------------|-----------------|-----------------|-----------------|-----------------|-----------------|
| <b>Temps de parcours</b> | <b>00:15.48</b> | <b>00:26.95</b> | <b>00:38.26</b> | <b>00:49.91</b> | <b>01:01.41</b> | <b>01:12.82</b> | <b>01:24.69</b> |
| Temps du tronçon         | 00:15.48        | 00:11.46        | 00:11.31        | 00:11.64        | 00:11.50        | 00:11.41        | 00:11.86        |
| <b>Vitesse moyenne</b>   | 51.2            | 62.6            | 63.6            | 62.2            | 62.7            | 63.1            | 60.9            |

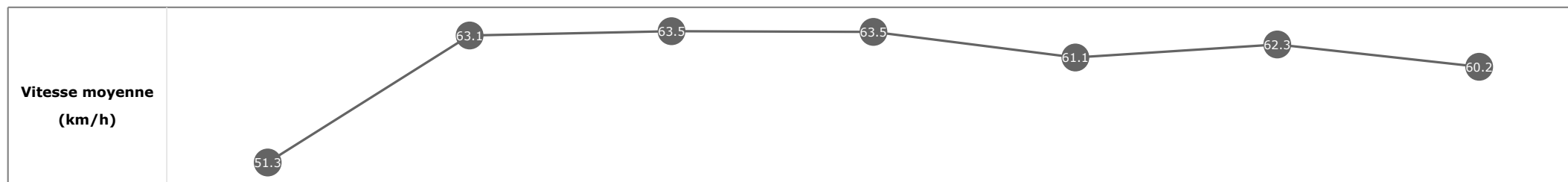


**Statistiques Tracking**  
**CHANTILLY**  
**C9 - PRIX DE PLAILLY - 1400m**  
**jeudi 30 janvier 2020 - 15:55**

Cheval **MIRACLE DES AIGLES**  
 Jockey **F. VALLE SKAR**  
 Rang d'arrivée **3**  
 Temps de parcours **01:24.75**  
 Tronçon le plus rapide **00:11.30** (tronçon 800m - 600m)  
 Vitesse maximale **66.35** (tronçon 800m - 600m)  
 Vitesse moyenne **60.3**

**Données de tracking**

| Tronçons de 200m         | DEP<br>1200m    | 1200m<br>1000m  | 1000m<br>800m   | 800m<br>600m    | 600m<br>400m    | 400m<br>200m    | 200m<br>ARR     |
|--------------------------|-----------------|-----------------|-----------------|-----------------|-----------------|-----------------|-----------------|
| <b>Temps de parcours</b> | <b>00:15.34</b> | <b>00:26.80</b> | <b>00:38.12</b> | <b>00:49.42</b> | <b>01:01.17</b> | <b>01:12.76</b> | <b>01:24.75</b> |
| Temps du tronçon         | 00:15.34        | 00:11.45        | 00:11.31        | 00:11.30        | 00:11.74        | 00:11.58        | 00:11.98        |
| <b>Vitesse moyenne</b>   | 51.3            | 63.1            | 63.5            | 63.5            | 61.1            | 62.3            | 60.2            |


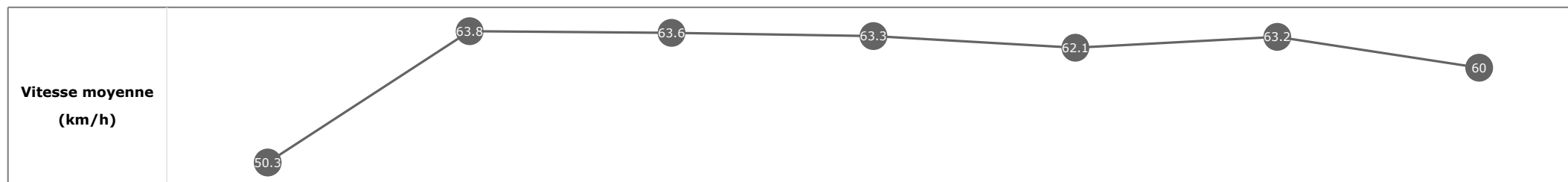


**Statistiques Tracking**  
**CHANTILLY**  
**C9 - PRIX DE PLAILLY - 1400m**  
**jeudi 30 janvier 2020 - 15:55**

Cheval **LUCKY TEAM**  
 Jockey T. BACHELOT  
 Rang d'arrivée **4**  
 Temps de parcours **01:24.88**  
 Tronçon le plus rapide **00:11.27** (tronçon 1000m - 800m)  
 Vitesse maximale **68.04** (tronçon 1000m - 800m)  
 Vitesse moyenne **60.4**

**Données de tracking**

| Tronçons de 200m         | DEP<br>1200m    | 1200m<br>1000m  | 1000m<br>800m   | 800m<br>600m    | 600m<br>400m    | 400m<br>200m    | 200m<br>ARR     |
|--------------------------|-----------------|-----------------|-----------------|-----------------|-----------------|-----------------|-----------------|
| <b>Temps de parcours</b> | <b>00:15.71</b> | <b>00:27.08</b> | <b>00:38.35</b> | <b>00:49.81</b> | <b>01:01.38</b> | <b>01:12.88</b> | <b>01:24.88</b> |
| Temps du tronçon         | 00:15.71        | 00:11.37        | 00:11.27        | 00:11.46        | 00:11.56        | 00:11.50        | 00:12.00        |
| <b>Vitesse moyenne</b>   | 50.3            | 63.8            | 63.6            | 63.3            | 62.1            | 63.2            | 60              |


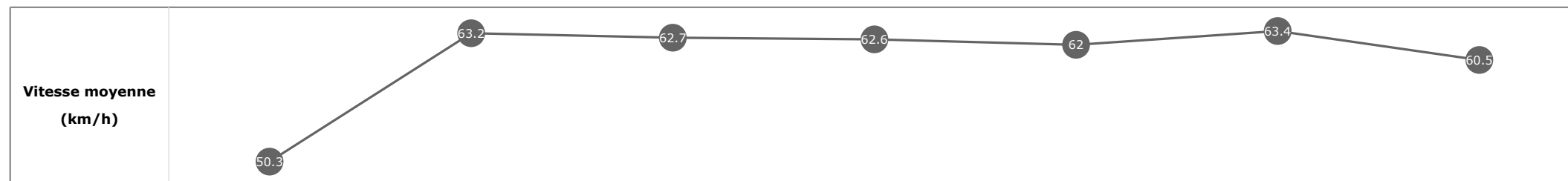


**Statistiques Tracking**  
**CHANTILLY**  
**C9 - PRIX DE PLAILLY - 1400m**  
**jeudi 30 janvier 2020 - 15:55**

Cheval **ART COLLECTION**  
 Jockey **A. HAMELIN**  
 Rang d'arrivée **5**  
 Temps de parcours **01:24.97**  
 Tronçon le plus rapide **00:11.38** (tronçon 400m - 200m)  
 Vitesse maximale **66.78** (tronçon 1200m - 1000m)  
 Vitesse moyenne **60.2**

**Données de tracking**

| Tronçons de 200m         | DEP<br>1200m    | 1200m<br>1000m  | 1000m<br>800m   | 800m<br>600m    | 600m<br>400m    | 400m<br>200m    | 200m<br>ARR     |
|--------------------------|-----------------|-----------------|-----------------|-----------------|-----------------|-----------------|-----------------|
| <b>Temps de parcours</b> | <b>00:15.64</b> | <b>00:27.10</b> | <b>00:38.54</b> | <b>00:50.11</b> | <b>01:01.68</b> | <b>01:13.06</b> | <b>01:24.97</b> |
| Temps du tronçon         | 00:15.64        | 00:11.45        | 00:11.43        | 00:11.56        | 00:11.56        | 00:11.38        | 00:11.90        |
| <b>Vitesse moyenne</b>   | 50.3            | 63.2            | 62.7            | 62.6            | 62              | 63.4            | 60.5            |

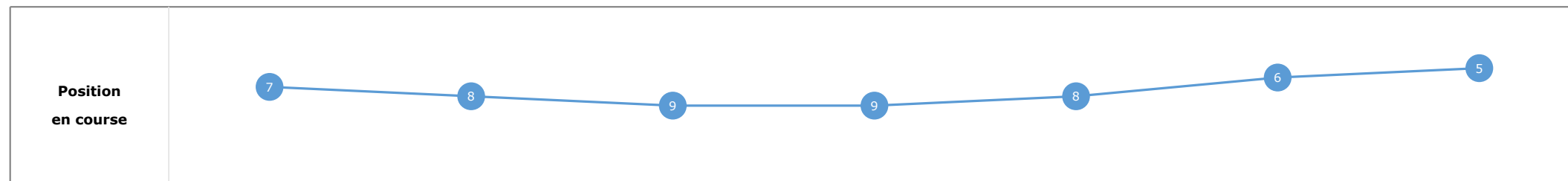
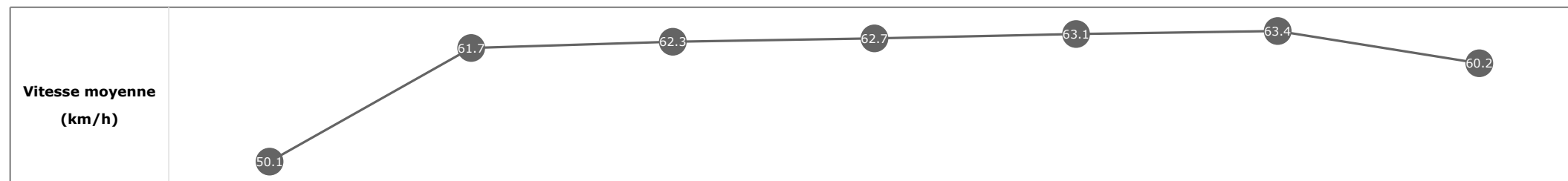


**Statistiques Tracking**  
**CHANTILLY**  
**C9 - PRIX DE PLAILLY - 1400m**  
**jeudi 30 janvier 2020 - 15:55**

Cheval **HOUSE OF KINGS**  
 Jockey **S. PASQUIER**  
 Rang d'arrivée **6**  
 Temps de parcours **01:25.15**  
 Tronçon le plus rapide **00:11.32** (tronçon 400m - 200m)  
 Vitesse maximale **66.35** (tronçon 800m - 600m)  
 Vitesse moyenne **60**

**Données de tracking**

| Tronçons de 200m         | DEP<br>1200m    | 1200m<br>1000m  | 1000m<br>800m   | 800m<br>600m    | 600m<br>400m    | 400m<br>200m    | 200m<br>ARR     |
|--------------------------|-----------------|-----------------|-----------------|-----------------|-----------------|-----------------|-----------------|
| <b>Temps de parcours</b> | <b>00:15.73</b> | <b>00:27.35</b> | <b>00:38.87</b> | <b>00:50.42</b> | <b>01:01.88</b> | <b>01:13.21</b> | <b>01:25.15</b> |
| Temps du tronçon         | 00:15.73        | 00:11.62        | 00:11.52        | 00:11.54        | 00:11.46        | 00:11.32        | 00:11.94        |
| <b>Vitesse moyenne</b>   | 50.1            | 61.7            | 62.3            | 62.7            | 63.1            | 63.4            | 60.2            |

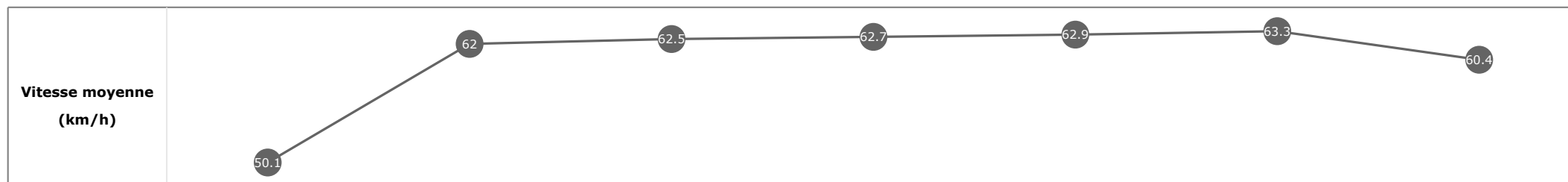


**Statistiques Tracking**  
**CHANTILLY**  
**C9 - PRIX DE PLAILLY - 1400m**  
**jeudi 30 janvier 2020 - 15:55**

Cheval **KILFRUSH MEMORIES**  
 Jockey **E. VERHESTRAETEN**  
 Rang d'arrivée **7**  
 Temps de parcours **01:25.34**  
 Tronçon le plus rapide **00:11.34** (tronçon 400m - 200m)  
 Vitesse maximale **65.74** (tronçon 800m - 600m)  
 Vitesse moyenne **60**

**Données de tracking**

| Tronçons de 200m         | DEP<br>1200m    | 1200m<br>1000m  | 1000m<br>800m   | 800m<br>600m    | 600m<br>400m    | 400m<br>200m    | 200m<br>ARR     |
|--------------------------|-----------------|-----------------|-----------------|-----------------|-----------------|-----------------|-----------------|
| <b>Temps de parcours</b> | <b>00:15.81</b> | <b>00:27.50</b> | <b>00:39.02</b> | <b>00:50.53</b> | <b>01:02.08</b> | <b>01:13.43</b> | <b>01:25.34</b> |
| Temps du tronçon         | 00:15.81        | 00:11.69        | 00:11.51        | 00:11.51        | 00:11.55        | 00:11.34        | 00:11.91        |
| <b>Vitesse moyenne</b>   | 50.1            | 62              | 62.5            | 62.7            | 62.9            | 63.3            | 60.4            |




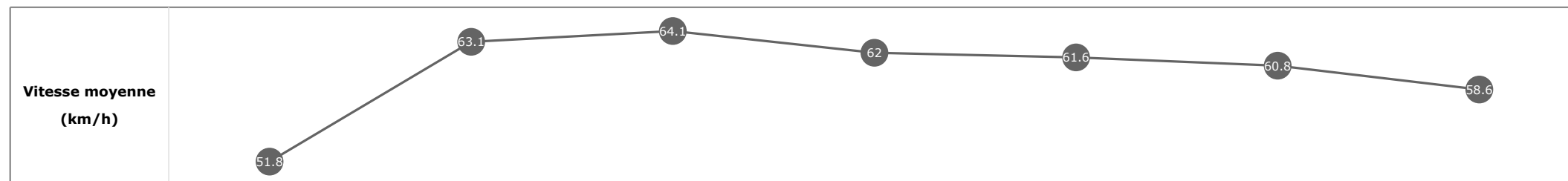


**Statistiques Tracking**  
**CHANTILLY**  
**C9 - PRIX DE PLAILLY - 1400m**  
**jeudi 30 janvier 2020 - 15:55**

Cheval **VIBRANT CHORDS**  
 Jockey K. CLIJMANS  
 Rang d'arrivée **8**  
 Temps de parcours **01:25.48**  
 Tronçon le plus rapide **00:11.32** (tronçon 1000m - 800m)  
 Vitesse maximale **65.84** (tronçon 1000m - 800m)  
 Vitesse moyenne **59.9**

**Données de tracking**

| Tronçons de 200m         | DEP<br>1200m    | 1200m<br>1000m  | 1000m<br>800m   | 800m<br>600m    | 600m<br>400m    | 400m<br>200m    | 200m<br>ARR     |
|--------------------------|-----------------|-----------------|-----------------|-----------------|-----------------|-----------------|-----------------|
| <b>Temps de parcours</b> | <b>00:15.25</b> | <b>00:26.66</b> | <b>00:37.98</b> | <b>00:49.59</b> | <b>01:01.30</b> | <b>01:13.07</b> | <b>01:25.48</b> |
| Temps du tronçon         | 00:15.25        | 00:11.41        | 00:11.32        | 00:11.60        | 00:11.71        | 00:11.77        | 00:12.40        |
| <b>Vitesse moyenne</b>   | 51.8            | 63.1            | 64.1            | 62              | 61.6            | 60.8            | 58.6            |


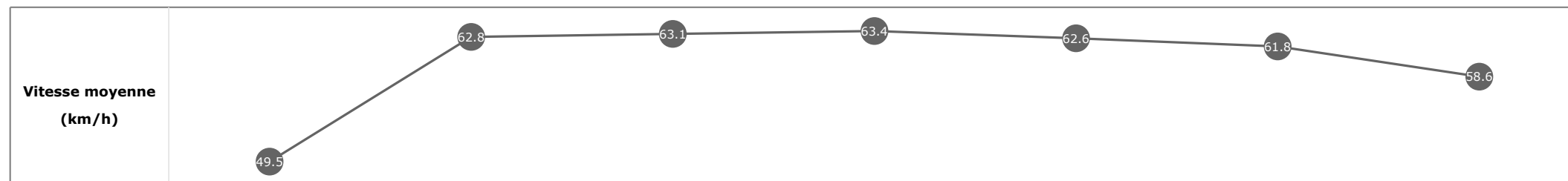


**Statistiques Tracking**  
**CHANTILLY**  
**C9 - PRIX DE PLAILLY - 1400m**  
**jeudi 30 janvier 2020 - 15:55**

Cheval **GYMKHANA**  
 Jockey **E. LEBRETON**  
 Rang d'arrivée **9**  
 Temps de parcours **01:25.64**  
 Tronçon le plus rapide **00:11.36** (tronçon 1000m - 800m)  
 Vitesse maximale **68.58** (tronçon 1000m - 800m)  
 Vitesse moyenne **59.7**

**Données de tracking**

| Tronçons de 200m         | DEP<br>1200m    | 1200m<br>1000m  | 1000m<br>800m   | 800m<br>600m    | 600m<br>400m    | 400m<br>200m    | 200m<br>ARR     |
|--------------------------|-----------------|-----------------|-----------------|-----------------|-----------------|-----------------|-----------------|
| <b>Temps de parcours</b> | <b>00:15.86</b> | <b>00:27.40</b> | <b>00:38.76</b> | <b>00:50.20</b> | <b>01:01.70</b> | <b>01:13.34</b> | <b>01:25.64</b> |
| Temps du tronçon         | 00:15.86        | 00:11.53        | 00:11.36        | 00:11.43        | 00:11.49        | 00:11.63        | 00:12.30        |
| <b>Vitesse moyenne</b>   | 49.5            | 62.8            | 63.1            | 63.4            | 62.6            | 61.8            | 58.6            |


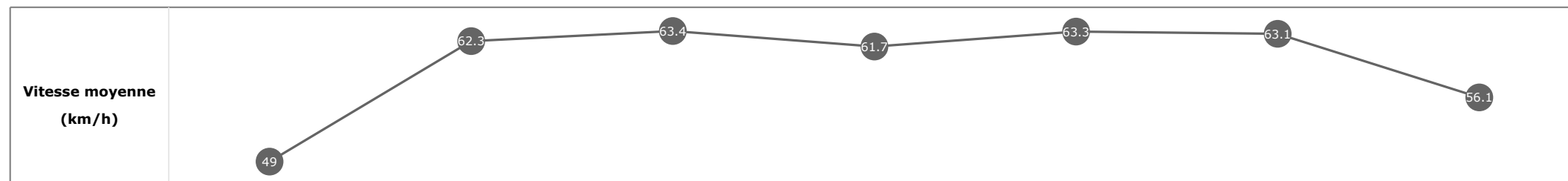


**Statistiques Tracking**  
**CHANTILLY**  
**C9 - PRIX DE PLAILLY - 1400m**  
**jeudi 30 janvier 2020 - 15:55**

Cheval **ICEFINGER**  
 Jockey M. GUYON  
 Rang d'arrivée **10**  
 Temps de parcours **01:26.62**  
 Tronçon le plus rapide **00:11.40** (tronçon 400m - 200m)  
 Vitesse maximale **66.78** (tronçon 1000m - 800m)  
 Vitesse moyenne **59.2**

**Données de tracking**

| Tronçons de 200m         | DEP<br>1200m    | 1200m<br>1000m  | 1000m<br>800m   | 800m<br>600m    | 600m<br>400m    | 400m<br>200m    | 200m<br>ARR     |
|--------------------------|-----------------|-----------------|-----------------|-----------------|-----------------|-----------------|-----------------|
| <b>Temps de parcours</b> | <b>00:16.20</b> | <b>00:27.82</b> | <b>00:39.28</b> | <b>00:50.88</b> | <b>01:02.39</b> | <b>01:13.80</b> | <b>01:26.62</b> |
| Temps du tronçon         | 00:16.20        | 00:11.62        | 00:11.45        | 00:11.59        | 00:11.51        | 00:11.40        | 00:12.82        |
| <b>Vitesse moyenne</b>   | 49              | 62.3            | 63.4            | 61.7            | 63.3            | 63.1            | 56.1            |


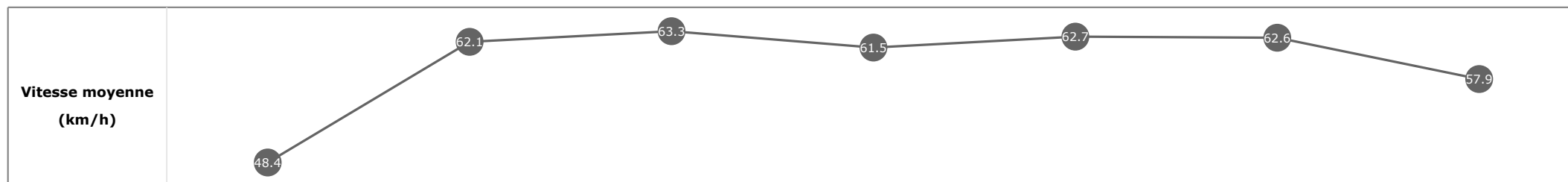


**Statistiques Tracking**  
**CHANTILLY**  
**C9 - PRIX DE PLAILLY - 1400m**  
**jeudi 30 janvier 2020 - 15:55**

Cheval **NOTHING TO LOSE**  
 Jockey S. BREUX  
 Rang d'arrivée **11**  
 Temps de parcours **01:26.61**  
 Tronçon le plus rapide **00:11.45** (tronçon 1000m - 800m)  
 Vitesse maximale **66.92** (tronçon 1000m - 800m)  
 Vitesse moyenne **59.1**

**Données de tracking**

| Tronçons de 200m         | DEP<br>1200m    | 1200m<br>1000m  | 1000m<br>800m   | 800m<br>600m    | 600m<br>400m    | 400m<br>200m    | 200m<br>ARR     |
|--------------------------|-----------------|-----------------|-----------------|-----------------|-----------------|-----------------|-----------------|
| <b>Temps de parcours</b> | <b>00:16.39</b> | <b>00:27.96</b> | <b>00:39.41</b> | <b>00:51.12</b> | <b>01:02.68</b> | <b>01:14.19</b> | <b>01:26.61</b> |
| Temps du tronçon         | 00:16.39        | 00:11.57        | 00:11.45        | 00:11.70        | 00:11.56        | 00:11.50        | 00:12.42        |
| <b>Vitesse moyenne</b>   | 48.4            | 62.1            | 63.3            | 61.5            | 62.7            | 62.6            | 57.9            |

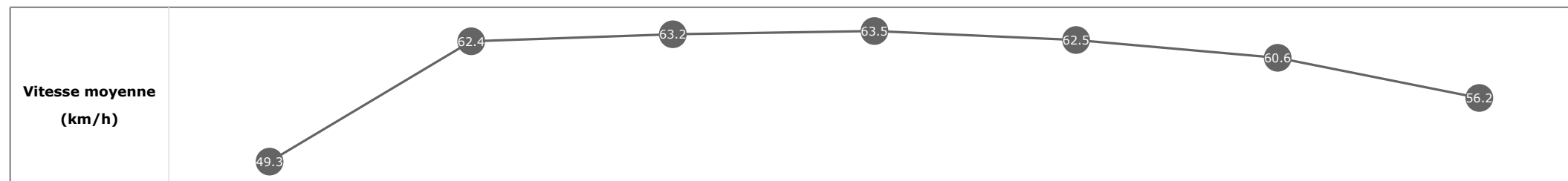


**Statistiques Tracking**  
**CHANTILLY**  
**C9 - PRIX DE PLAILLY - 1400m**  
**jeudi 30 janvier 2020 - 15:55**

Cheval **NICKOS**  
 Jockey **A. COUTIER**  
 Rang d'arrivée **12**  
 Temps de parcours **01:26.87**  
 Tronçon le plus rapide **00:11.37** (tronçon 1000m - 800m)  
 Vitesse maximale **68.36** (tronçon 1000m - 800m)  
 Vitesse moyenne **59.1**

**Données de tracking**

| Tronçons de 200m         | DEP<br>1200m    | 1200m<br>1000m  | 1000m<br>800m   | 800m<br>600m    | 600m<br>400m    | 400m<br>200m    | 200m<br>ARR     |
|--------------------------|-----------------|-----------------|-----------------|-----------------|-----------------|-----------------|-----------------|
| <b>Temps de parcours</b> | <b>00:16.04</b> | <b>00:27.69</b> | <b>00:39.06</b> | <b>00:50.57</b> | <b>01:02.21</b> | <b>01:14.11</b> | <b>01:26.87</b> |
| Temps du tronçon         | 00:16.04        | 00:11.65        | 00:11.37        | 00:11.50        | 00:11.64        | 00:11.89        | 00:12.76        |
| <b>Vitesse moyenne</b>   | 49.3            | 62.4            | 63.2            | 63.5            | 62.5            | 60.6            | 56.2            |


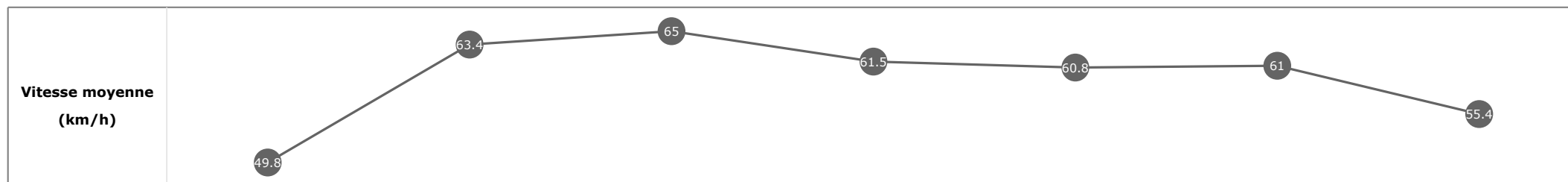


**Statistiques Tracking**  
**CHANTILLY**  
**C9 - PRIX DE PLAILLY - 1400m**  
**jeudi 30 janvier 2020 - 15:55**

Cheval **NAAB**  
 Jockey **A. MOLINS**  
 Rang d'arrivée **13**  
 Temps de parcours **01:26.87**  
 Tronçon le plus rapide **00:11.11** (tronçon 1000m - 800m)  
 Vitesse maximale **67.14** (tronçon 1000m - 800m)  
 Vitesse moyenne **59**

**Données de tracking**

| Tronçons de 200m         | DEP<br>1200m    | 1200m<br>1000m  | 1000m<br>800m   | 800m<br>600m    | 600m<br>400m    | 400m<br>200m    | 200m<br>ARR     |
|--------------------------|-----------------|-----------------|-----------------|-----------------|-----------------|-----------------|-----------------|
| <b>Temps de parcours</b> | <b>00:15.89</b> | <b>00:27.28</b> | <b>00:38.40</b> | <b>00:50.21</b> | <b>01:02.11</b> | <b>01:13.87</b> | <b>01:26.87</b> |
| Temps du tronçon         | 00:15.89        | 00:11.39        | 00:11.11        | 00:11.81        | 00:11.90        | 00:11.75        | 00:13.00        |
| <b>Vitesse moyenne</b>   | 49.8            | 63.4            | 65              | 61.5            | 60.8            | 61              | 55.4            |

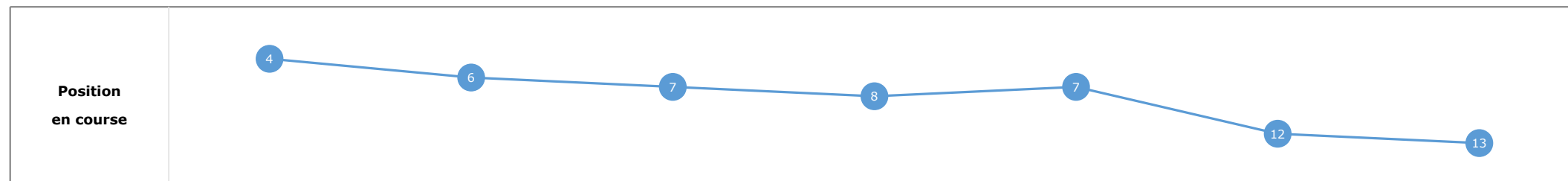
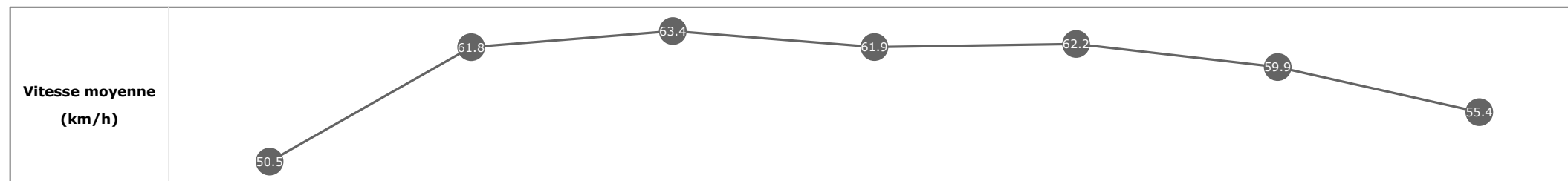


**Statistiques Tracking**  
**CHANTILLY**  
**C9 - PRIX DE PLAILLY - 1400m**  
**jeudi 30 janvier 2020 - 15:55**

Cheval **ESPACE**  
 Jockey E. HARDOUIN  
 Rang d'arrivée **14**  
 Temps de parcours **01:26.90**  
 Tronçon le plus rapide **00:11.42** (tronçon 1000m - 800m)  
 Vitesse maximale **65.74** (tronçon 1000m - 800m)  
 Vitesse moyenne **58.8**

**Données de tracking**

| Tronçons de 200m         | DEP<br>1200m    | 1200m<br>1000m  | 1000m<br>800m   | 800m<br>600m    | 600m<br>400m    | 400m<br>200m    | 200m<br>ARR     |
|--------------------------|-----------------|-----------------|-----------------|-----------------|-----------------|-----------------|-----------------|
| <b>Temps de parcours</b> | <b>00:15.62</b> | <b>00:27.25</b> | <b>00:38.68</b> | <b>00:50.22</b> | <b>01:01.83</b> | <b>01:13.90</b> | <b>01:26.90</b> |
| Temps du tronçon         | 00:15.62        | 00:11.62        | 00:11.42        | 00:11.54        | 00:11.61        | 00:12.06        | 00:13.00        |
| <b>Vitesse moyenne</b>   | 50.5            | 61.8            | 63.4            | 61.9            | 62.2            | 59.9            | 55.4            |



**Statistiques Tracking**  
**CHANTILLY**  
**C9 - PRIX DE PLAILLY - 1400m**  
**jeudi 30 janvier 2020 - 15:55**

Cheval **INVIOLEBLE SPIRIT**  
 Jockey S. HELLYN  
 Rang d'arrivée **15**  
 Temps de parcours **01:27.00**  
 Tronçon le plus rapide **00:11.48** (tronçon 1200m - 1000m)  
 Vitesse maximale **67.07** (tronçon 1000m - 800m)  
 Vitesse moyenne **58.8**

**Données de tracking**

| Tronçons de 200m         | DEP<br>1200m    | 1200m<br>1000m  | 1000m<br>800m   | 800m<br>600m    | 600m<br>400m    | 400m<br>200m    | 200m<br>ARR     |
|--------------------------|-----------------|-----------------|-----------------|-----------------|-----------------|-----------------|-----------------|
| <b>Temps de parcours</b> | <b>00:16.13</b> | <b>00:27.61</b> | <b>00:39.13</b> | <b>00:50.76</b> | <b>01:02.34</b> | <b>01:13.90</b> | <b>01:27.00</b> |
| Temps du tronçon         | 00:16.13        | 00:11.48        | 00:11.52        | 00:11.62        | 00:11.58        | 00:11.56        | 00:13.09        |
| <b>Vitesse moyenne</b>   | 48.9            | 62.8            | 62.4            | 61.8            | 62.3            | 62.5            | 55              |

