

**Statistiques Tracking**  
**DEAUVILLE**  
**C3 - PRIX DES FALAISES - 3400m**  
**samedi 29 février 2020 - 13:15**

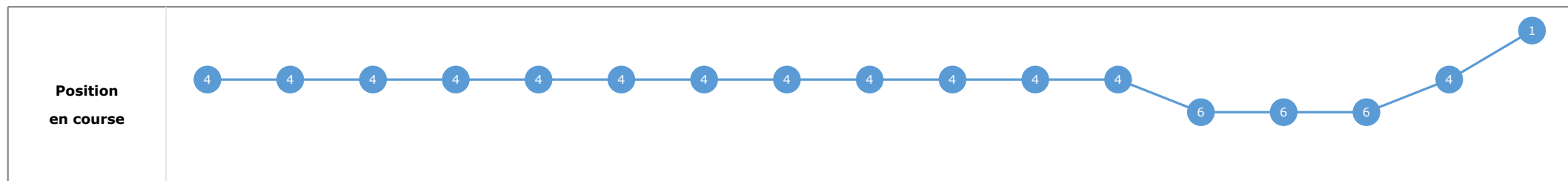
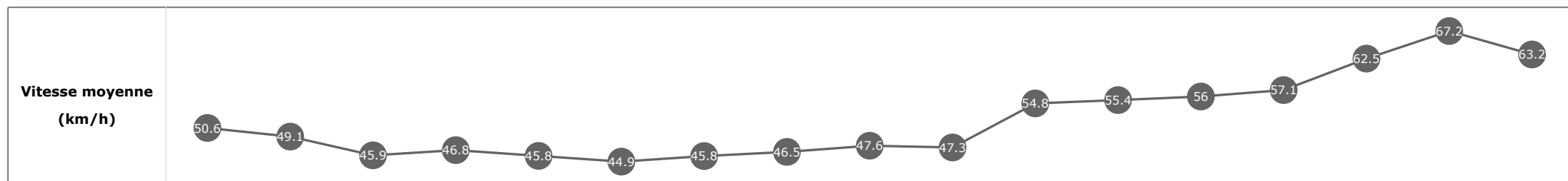
Partant (corde)	Cheval	Arrivée officielle	Tronçons de 200m		DEP - 1000m	1000m - 800m	800m - 600m	600m - 400m	400m - 200m	200m - ARR	Temps officiel	Derniers 600m	Parcours vs. 1er
			Vitesse Max	200m les plus rapides	Temps passage en tête	Durée du tronçon	02:59.80	03:12.73	03:25.47	03:37.09			
					T1	T2	T3	T4	T5	T6			
1 (2)	<b>COSMIC CITY</b> A. NICCO	1	71.10 T5	00:10.76 T5	<b>03:00.51</b> 4 03:00.51	<b>03:13.34</b> 6 00:12.83	<b>03:25.96</b> 6 00:12.62	<b>03:37.49</b> 6 00:11.53	<b>03:48.25</b> 4 00:10.76	<b>03:59.65</b> 00:11.40	3'59"55	00:33.69	
6 (1)	<b>SUDFAA</b> S. PASQUIER	2	71.46 T5	00:10.88 T5	<b>03:00.04</b> 2 03:00.04	<b>03:12.88</b> 2 00:12.84	<b>03:25.52</b> 2 00:12.64	<b>03:37.19</b> 2 00:11.67	<b>03:48.07</b> 2 00:10.88	<b>03:59.72</b> 00:11.64	3'59"63	00:34.20	9.17
5 (5)	<b>ZAK</b> A. LEMAITRE	3	72.18 T5	00:10.87 T5	<b>03:00.89</b> 7 03:00.89	<b>03:13.31</b> 5 00:12.42	<b>03:25.88</b> 5 00:12.57	<b>03:37.32</b> 4 00:11.43	<b>03:48.19</b> 3 00:10.87	<b>03:59.90</b> 00:11.70	3'59"90	00:34.01	2.35
3 (8)	<b>ALMACADO GREE</b> T. PICCONE	4	69.84 T5	00:10.96 T5	<b>02:59.80</b> 1 02:59.80	<b>03:12.73</b> 1 00:12.93	<b>03:25.47</b> 1 00:12.73	<b>03:37.09</b> 1 00:11.62	<b>03:48.05</b> 1 00:10.96	<b>03:59.92</b> 00:11.86	3'59"94	00:34.45	1.05
4 (9)	<b>BALANNJAR</b> M. VELON	5	67.82 T4	00:11.14 T5	<b>03:01.36</b> 9 03:01.36	<b>03:13.75</b> 9 00:12.38	<b>03:26.08</b> 7 00:12.33	<b>03:37.52</b> 7 00:11.43	<b>03:48.66</b> 7 00:11.14	<b>04:00.44</b> 00:11.78	4'00"23	00:34.36	2.98
7 (3)	<b>ROCK OR BUST</b> A. POUCHIN	6	71.32 T5	00:11.01 T5	<b>03:00.34</b> 3 03:00.34	<b>03:13.12</b> 4 00:12.78	<b>03:25.72</b> 4 00:12.60	<b>03:37.28</b> 3 00:11.56	<b>03:48.30</b> 5 00:11.01	<b>04:00.38</b> 00:12.08	4'00"30	00:34.66	-2.26
8 (7)	<b>TINO JELOIS</b> C. DEMURO	7	69.62 T5	00:11.04 T5	<b>03:01.09</b> 8 03:01.09	<b>03:13.52</b> 7 00:12.43	<b>03:26.10</b> 8 00:12.58	<b>03:37.91</b> 9 00:11.80	<b>03:48.95</b> 9 00:11.04	<b>04:00.65</b> 00:11.70	4'00"46	00:34.54	7.13
2 (4)	<b>ANGELO DREAM</b> J. GUILLOCHON	8	70.34 T5	00:11.17 T5	<b>03:00.55</b> 5 03:00.55	<b>03:13.02</b> 3 00:12.47	<b>03:25.66</b> 3 00:12.63	<b>03:37.33</b> 5 00:11.67	<b>03:48.51</b> 6 00:11.17	<b>04:00.61</b> 00:12.09	4'00"54	00:34.94	6.50
9 (6)	<b>BAMAXSAR</b> E. HARDOUIN	9	69.66 T5	00:11.08 T5	<b>03:00.73</b> 6 03:00.73	<b>03:13.59</b> 8 00:12.85	<b>03:26.24</b> 9 00:12.64	<b>03:37.84</b> 8 00:11.59	<b>03:48.92</b> 8 00:11.08	<b>04:00.57</b> 00:11.64	4'00"58	00:34.32	1.61

**Statistiques Tracking**  
**DEAUVILLE**  
**C3 - PRIX DES FALAISES - 3400m**  
**samedi 29 février 2020 - 13:15**

Cheval **COSMIC CITY**  
 Jockey **A. NICCO**  
 Rang d'arrivée **1**  
 Temps de parcours **03:59.65**  
 Tronçon le plus rapide **00:10.76** (tronçon 400m - 200m)  
 Vitesse maximale **71.10** (tronçon 400m - 200m)  
 Vitesse moyenne **50.8**

**Données de tracking**

Tronçons de 200m	DEP 3200m	3200m 3000m	3000m 2800m	2800m 2600m	2600m 2400m	2400m 2200m	2200m 2000m	2000m 1800m	1800m 1600m	1600m 1400m	1400m 1200m	1200m 1000m	1000m 800m	800m 600m	600m 400m	400m 200m	200m ARR
<b>Temps de parcours</b>	<b>00:15.27</b>	<b>00:29.96</b>	<b>00:45.60</b>	<b>01:01.02</b>	<b>01:16.67</b>	<b>01:32.70</b>	<b>01:48.51</b>	<b>02:03.94</b>	<b>02:19.11</b>	<b>02:34.34</b>	<b>02:47.46</b>	<b>03:00.51</b>	<b>03:13.34</b>	<b>03:25.96</b>	<b>03:37.49</b>	<b>03:48.25</b>	<b>03:59.65</b>
Temps du tronçon	00:13.06	00:14.68	00:15.63	00:15.42	00:15.65	00:16.02	00:15.81	00:15.42	00:15.16	00:15.23	00:13.12	00:13.04	00:12.83	00:12.62	00:11.53	00:10.76	00:11.40
<b>Vitesse moyenne</b>	50.6	49.1	45.9	46.8	45.8	44.9	45.8	46.5	47.6	47.3	54.8	55.4	56	57.1	62.5	67.2	63.2

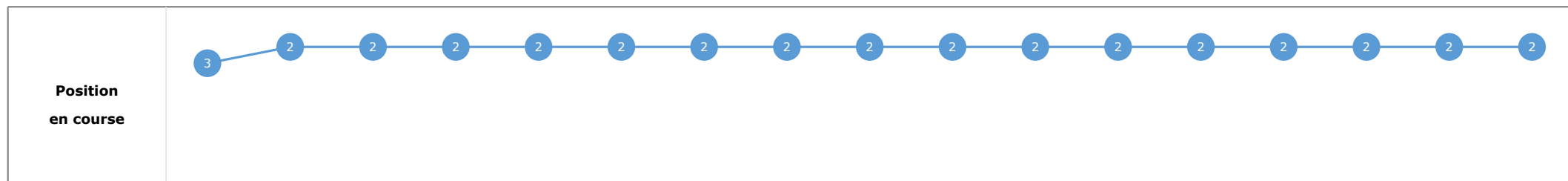
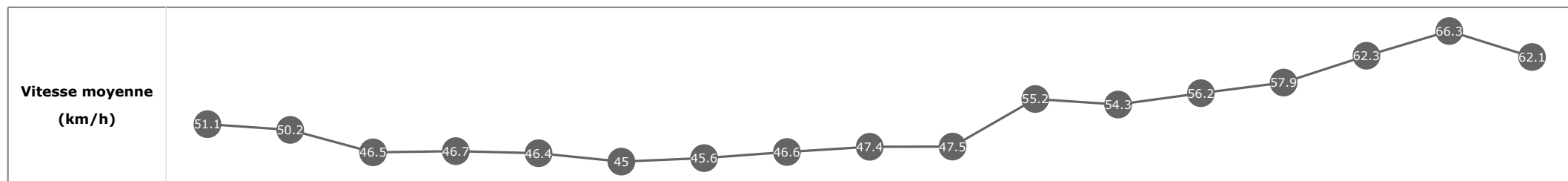


**Statistiques Tracking**  
**DEAUVILLE**  
**C3 - PRIX DES FALAISES - 3400m**  
**samedi 29 février 2020 - 13:15**

Cheval **SUDFAA**  
 Jockey **S. PASQUIER**  
 Rang d'arrivée **2**  
 Temps de parcours **03:59.72**  
 Tronçon le plus rapide **00:10.88** (tronçon 400m - 200m)  
 Vitesse maximale **71.46** (tronçon 400m - 200m)  
 Vitesse moyenne **51**

**Données de tracking**

Tronçons de 200m	DEP 3200m	3200m 3000m	3000m 2800m	2800m 2600m	2600m 2400m	2400m 2200m	2200m 2000m	2000m 1800m	1800m 1600m	1600m 1400m	1400m 1200m	1200m 1000m	1000m 800m	800m 600m	600m 400m	400m 200m	200m ARR
<b>Temps de parcours</b>	<b>00:15.11</b>	<b>00:29.47</b>	<b>00:44.99</b>	<b>01:00.49</b>	<b>01:16.13</b>	<b>01:32.12</b>	<b>01:47.93</b>	<b>02:03.33</b>	<b>02:18.54</b>	<b>02:33.73</b>	<b>02:46.76</b>	<b>03:00.04</b>	<b>03:12.88</b>	<b>03:25.52</b>	<b>03:37.19</b>	<b>03:48.07</b>	<b>03:59.72</b>
Temps du tronçon	00:12.89	00:14.36	00:15.51	00:15.50	00:15.63	00:15.99	00:15.80	00:15.40	00:15.20	00:15.19	00:13.02	00:13.27	00:12.84	00:12.64	00:11.67	00:10.88	00:11.64
<b>Vitesse moyenne</b>	51.1	50.2	46.5	46.7	46.4	45	45.6	46.6	47.4	47.5	55.2	54.3	56.2	57.9	62.3	66.3	62.1

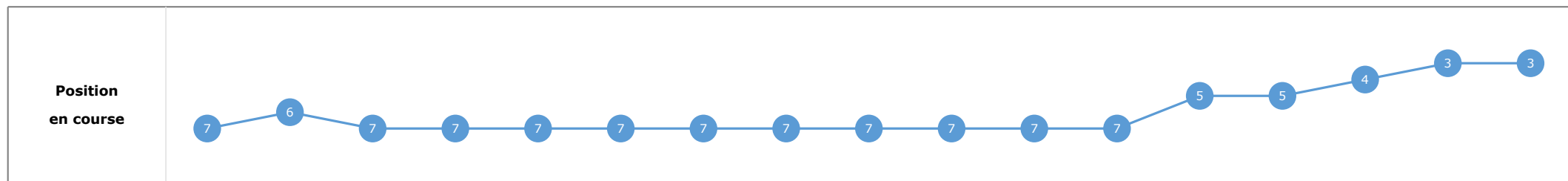
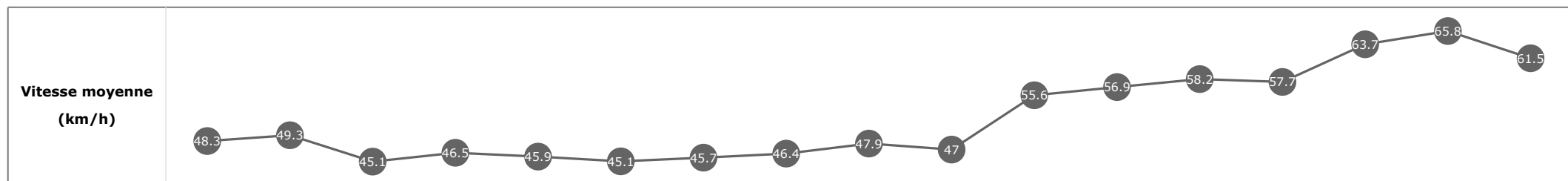


**Statistiques Tracking**  
**DEAUVILLE**  
**C3 - PRIX DES FALAISES - 3400m**  
**samedi 29 février 2020 - 13:15**

Cheval **ZAK**  
 Jockey **A. LEMAITRE**  
 Rang d'arrivée **3**  
 Temps de parcours **03:59.90**  
 Tronçon le plus rapide **00:10.87** (tronçon 400m - 200m)  
 Vitesse maximale **72.18** (tronçon 400m - 200m)  
 Vitesse moyenne **50.8**

**Données de tracking**

Tronçons de 200m	DEP 3200m	3200m 3000m	3000m 2800m	2800m 2600m	2600m 2400m	2400m 2200m	2200m 2000m	2000m 1800m	1800m 1600m	1600m 1400m	1400m 1200m	1200m 1000m	1000m 800m	800m 600m	600m 400m	400m 200m	200m ARR
<b>Temps de parcours</b>	<b>00:15.88</b>	<b>00:30.52</b>	<b>00:46.45</b>	<b>01:01.89</b>	<b>01:17.60</b>	<b>01:33.58</b>	<b>01:49.41</b>	<b>02:04.88</b>	<b>02:19.95</b>	<b>02:35.28</b>	<b>02:48.21</b>	<b>03:00.89</b>	<b>03:13.31</b>	<b>03:25.88</b>	<b>03:37.32</b>	<b>03:48.19</b>	<b>03:59.90</b>
Temps du tronçon	00:13.67	00:14.64	00:15.93	00:15.44	00:15.70	00:15.97	00:15.83	00:15.46	00:15.07	00:15.32	00:12.92	00:12.68	00:12.42	00:12.57	00:11.43	00:10.87	00:11.70
<b>Vitesse moyenne</b>	48.3	49.3	45.1	46.5	45.9	45.1	45.7	46.4	47.9	47	55.6	56.9	58.2	57.7	63.7	65.8	61.5

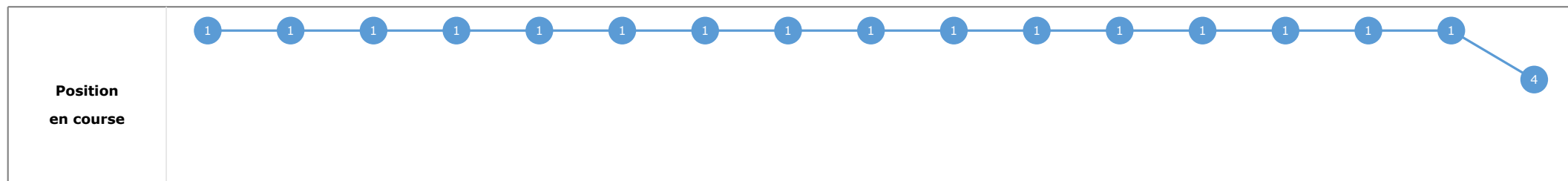
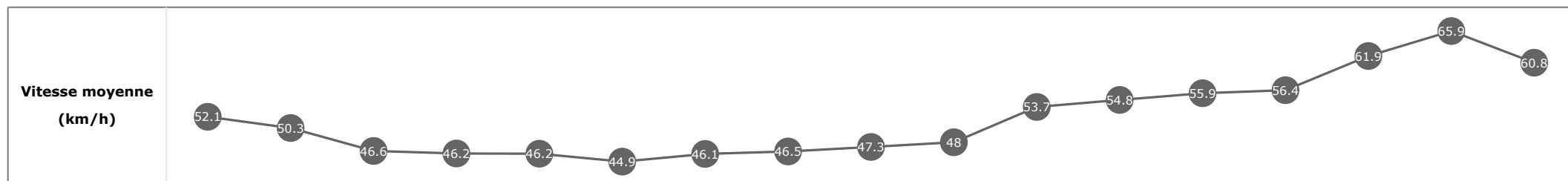


**Statistiques Tracking**  
**DEAUVILLE**  
**C3 - PRIX DES FALAISES - 3400m**  
**samedi 29 février 2020 - 13:15**

Cheval **ALMACADO GREE**  
 Jockey T. PICCONE  
 Rang d'arrivée **4**  
 Temps de parcours **03:59.92**  
 Tronçon le plus rapide **00:10.96** (tronçon 400m - 200m)  
 Vitesse maximale **69.84** (tronçon 400m - 200m)  
 Vitesse moyenne **50.8**

**Données de tracking**

Tronçons de 200m	DEP 3200m	3200m 3000m	3000m 2800m	2800m 2600m	2600m 2400m	2400m 2200m	2200m 2000m	2000m 1800m	1800m 1600m	1600m 1400m	1400m 1200m	1200m 1000m	1000m 800m	800m 600m	600m 400m	400m 200m	200m ARR
<b>Temps de parcours</b>	<b>00:14.93</b>	<b>00:29.25</b>	<b>00:44.72</b>	<b>01:00.19</b>	<b>01:15.78</b>	<b>01:31.85</b>	<b>01:47.53</b>	<b>02:03.05</b>	<b>02:18.34</b>	<b>02:33.33</b>	<b>02:46.74</b>	<b>02:59.80</b>	<b>03:12.73</b>	<b>03:25.47</b>	<b>03:37.09</b>	<b>03:48.05</b>	<b>03:59.92</b>
Temps du tronçon	00:12.72	00:14.32	00:15.46	00:15.46	00:15.58	00:16.06	00:15.67	00:15.52	00:15.28	00:14.99	00:13.40	00:13.06	00:12.93	00:12.73	00:11.62	00:10.96	00:11.86
<b>Vitesse moyenne</b>	52.1	50.3	46.6	46.2	46.2	44.9	46.1	46.5	47.3	48	53.7	54.8	55.9	56.4	61.9	65.9	60.8

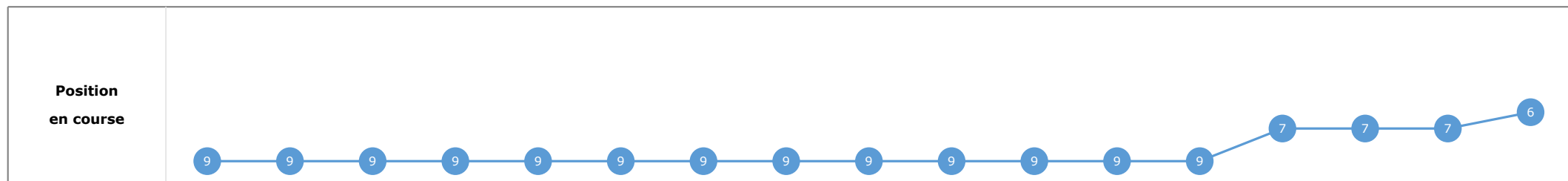
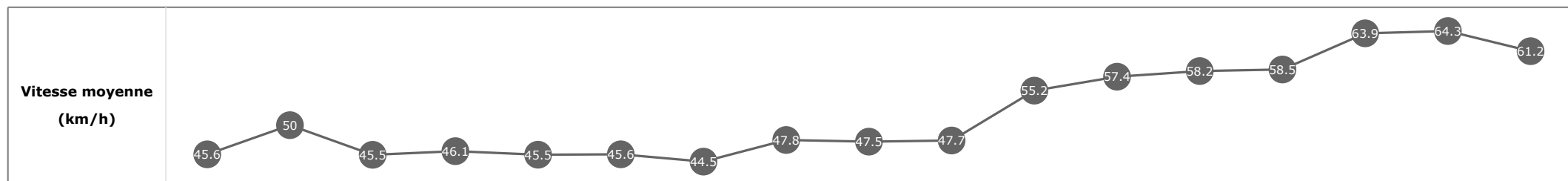


## Statistiques Tracking DEAUVILLE C3 - PRIX DES FALAISES - 3400m samedi 29 février 2020 - 13:15

Cheval **BALANNJAR**  
 Jockey M. VELON  
 Rang d'arrivée **5**  
 Temps de parcours **04:00.44**  
 Tronçon le plus rapide **00:11.14** (tronçon 400m - 200m)  
 Vitesse maximale **67.82** (tronçon 600m - 400m)  
 Vitesse moyenne **50.7**

### Données de tracking

Tronçons de 200m	DEP 3200m	3200m 3000m	3000m 2800m	2800m 2600m	2600m 2400m	2400m 2200m	2200m 2000m	2000m 1800m	1800m 1600m	1600m 1400m	1400m 1200m	1200m 1000m	1000m 800m	800m 600m	600m 400m	400m 200m	200m ARR
<b>Temps de parcours</b>	<b>00:16.70</b>	<b>00:31.09</b>	<b>00:46.90</b>	<b>01:02.51</b>	<b>01:18.37</b>	<b>01:34.21</b>	<b>01:50.37</b>	<b>02:05.46</b>	<b>02:20.60</b>	<b>02:35.76</b>	<b>02:48.78</b>	<b>03:01.36</b>	<b>03:13.75</b>	<b>03:26.08</b>	<b>03:37.52</b>	<b>03:48.66</b>	<b>04:00.44</b>
Temps du tronçon	00:14.49	00:14.38	00:15.81	00:15.61	00:15.85	00:15.84	00:16.16	00:15.09	00:15.13	00:15.16	00:13.02	00:12.58	00:12.38	00:12.33	00:11.43	00:11.14	00:11.78
<b>Vitesse moyenne</b>	45.6	50	45.5	46.1	45.5	45.6	44.5	47.8	47.5	47.7	55.2	57.4	58.2	58.5	63.9	64.3	61.2

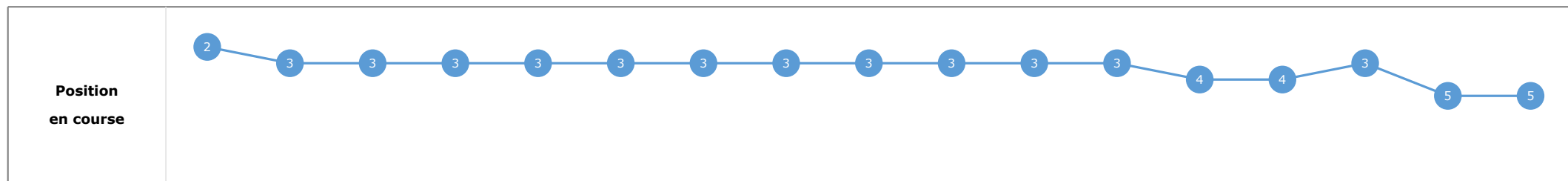
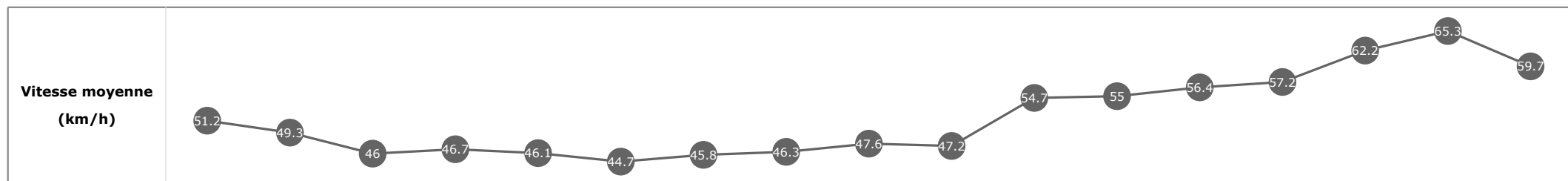


**Statistiques Tracking**  
**DEAUVILLE**  
**C3 - PRIX DES FALAISES - 3400m**  
**samedi 29 février 2020 - 13:15**

Cheval **ROCK OR BUST**  
 Jockey **A. POUCHIN**  
 Rang d'arrivée **6**  
 Temps de parcours **04:00.38**  
 Tronçon le plus rapide **00:11.01** (tronçon 400m - 200m)  
 Vitesse maximale **71.32** (tronçon 400m - 200m)  
 Vitesse moyenne **50.7**

**Données de tracking**

Tronçons de 200m	DEP 3200m	3200m 3000m	3000m 2800m	2800m 2600m	2600m 2400m	2400m 2200m	2200m 2000m	2000m 1800m	1800m 1600m	1600m 1400m	1400m 1200m	1200m 1000m	1000m 800m	800m 600m	600m 400m	400m 200m	200m ARR
<b>Temps de parcours</b>	<b>00:15.10</b>	<b>00:29.74</b>	<b>00:45.30</b>	<b>01:00.74</b>	<b>01:16.30</b>	<b>01:32.39</b>	<b>01:48.17</b>	<b>02:03.68</b>	<b>02:18.85</b>	<b>02:34.07</b>	<b>02:47.24</b>	<b>03:00.34</b>	<b>03:13.12</b>	<b>03:25.72</b>	<b>03:37.28</b>	<b>03:48.30</b>	<b>04:00.38</b>
Temps du tronçon	00:12.89	00:14.63	00:15.55	00:15.44	00:15.55	00:16.09	00:15.77	00:15.51	00:15.16	00:15.22	00:13.17	00:13.09	00:12.78	00:12.60	00:11.56	00:11.01	00:12.08
<b>Vitesse moyenne</b>	51.2	49.3	46	46.7	46.1	44.7	45.8	46.3	47.6	47.2	54.7	55	56.4	57.2	62.2	65.3	59.7

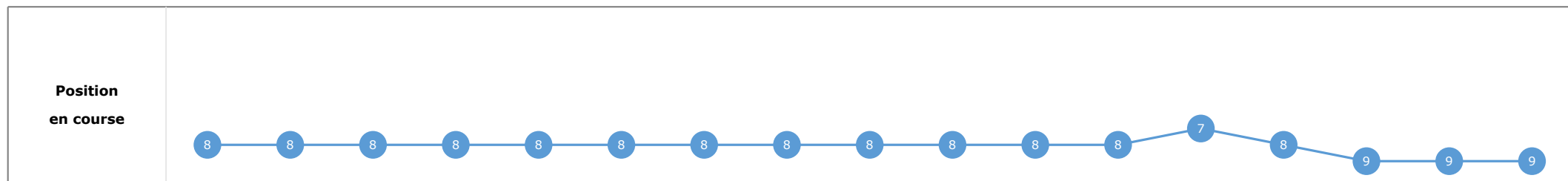



**Statistiques Tracking**  
**DEAUVILLE**  
**C3 - PRIX DES FALAISES - 3400m**  
**samedi 29 février 2020 - 13:15**

Cheval **TINO JELOIS**  
 Jockey **C. DEMURO**  
 Rang d'arrivée **7**  
 Temps de parcours **04:00.65**  
 Tronçon le plus rapide **00:11.04** (tronçon 400m - 200m)  
 Vitesse maximale **69.62** (tronçon 400m - 200m)  
 Vitesse moyenne **50.7**

**Données de tracking**

Tronçons de 200m	DEP 3200m	3200m 3000m	3000m 2800m	2800m 2600m	2600m 2400m	2400m 2200m	2200m 2000m	2000m 1800m	1800m 1600m	1600m 1400m	1400m 1200m	1200m 1000m	1000m 800m	800m 600m	600m 400m	400m 200m	200m ARR
<b>Temps de parcours</b>	<b>00:16.29</b>	<b>00:30.83</b>	<b>00:46.69</b>	<b>01:02.23</b>	<b>01:18.03</b>	<b>01:33.88</b>	<b>01:50.02</b>	<b>02:05.19</b>	<b>02:20.25</b>	<b>02:35.40</b>	<b>02:48.47</b>	<b>03:01.09</b>	<b>03:13.52</b>	<b>03:26.10</b>	<b>03:37.91</b>	<b>03:48.95</b>	<b>04:00.65</b>
Temps du tronçon	00:14.08	00:14.53	00:15.86	00:15.54	00:15.79	00:15.84	00:16.14	00:15.16	00:15.05	00:15.14	00:13.07	00:12.62	00:12.43	00:12.58	00:11.80	00:11.04	00:11.70
<b>Vitesse moyenne</b>	46.9	49.8	45.2	46.5	45.5	45.3	44.7	47.2	47.9	47.4	55.2	57.1	58.8	57.6	61.8	65.6	61.6



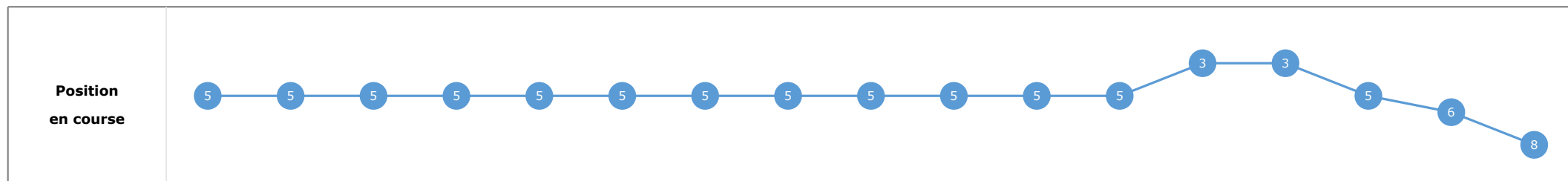
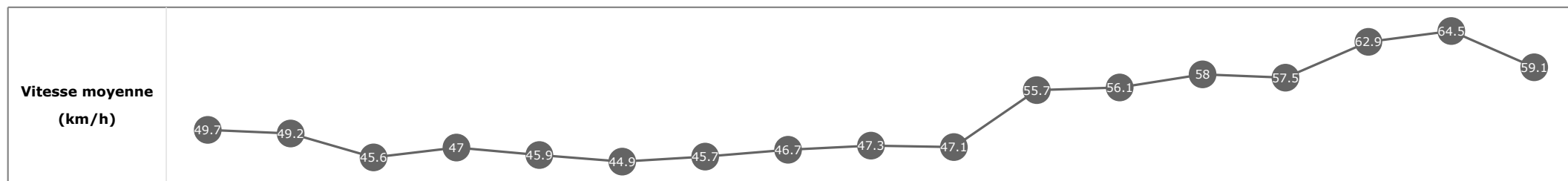


**Statistiques Tracking**  
**DEAUVILLE**  
**C3 - PRIX DES FALAISES - 3400m**  
**samedi 29 février 2020 - 13:15**

Cheval **ANGELO DREAM**  
 Jockey J. GUILLOCHON  
 Rang d'arrivée **8**  
 Temps de parcours **04:00.61**  
 Tronçon le plus rapide **00:11.17** (tronçon 400m - 200m)  
 Vitesse maximale **70.34** (tronçon 400m - 200m)  
 Vitesse moyenne **50.7**

**Données de tracking**

Tronçons de 200m	DEP 3200m	3200m 3000m	3000m 2800m	2800m 2600m	2600m 2400m	2400m 2200m	2200m 2000m	2000m 1800m	1800m 1600m	1600m 1400m	1400m 1200m	1200m 1000m	1000m 800m	800m 600m	600m 400m	400m 200m	200m ARR
<b>Temps de parcours</b>	<b>00:15.55</b>	<b>00:30.24</b>	<b>00:45.99</b>	<b>01:01.34</b>	<b>01:16.98</b>	<b>01:33.04</b>	<b>01:48.83</b>	<b>02:04.24</b>	<b>02:19.40</b>	<b>02:34.70</b>	<b>02:47.72</b>	<b>03:00.55</b>	<b>03:13.02</b>	<b>03:25.66</b>	<b>03:37.33</b>	<b>03:48.51</b>	<b>04:00.61</b>
Temps du tronçon	00:13.33	00:14.69	00:15.75	00:15.34	00:15.64	00:16.06	00:15.78	00:15.41	00:15.16	00:15.30	00:13.02	00:12.82	00:12.47	00:12.63	00:11.67	00:11.17	00:12.09
<b>Vitesse moyenne</b>	49.7	49.2	45.6	47	45.9	44.9	45.7	46.7	47.3	47.1	55.7	56.1	58	57.5	62.9	64.5	59.1



**Statistiques Tracking**  
**DEAUVILLE**  
**C3 - PRIX DES FALAISES - 3400m**  
**samedi 29 février 2020 - 13:15**

Cheval **BAMAXSAR**  
 Jockey **E. HARDOUIN**  
 Rang d'arrivée **9**  
 Temps de parcours **04:00.57**  
 Tronçon le plus rapide **00:11.08** (tronçon 400m - 200m)  
 Vitesse maximale **69.66** (tronçon 400m - 200m)  
 Vitesse moyenne **50.7**

**Données de tracking**

Tronçons de 200m	DEP	3200m	3000m	2800m	2600m	2400m	2200m	2000m	1800m	1600m	1400m	1200m	1000m	800m	600m	400m	200m
	3200m	3000m	2800m	2600m	2400m	2200m	2000m	1800m	1600m	1400m	1200m	1000m	800m	600m	400m	200m	ARR
<b>Temps de parcours</b>	<b>00:15.74</b>	<b>00:30.56</b>	<b>00:46.21</b>	<b>01:01.62</b>	<b>01:17.26</b>	<b>01:33.30</b>	<b>01:49.12</b>	<b>02:04.55</b>	<b>02:19.67</b>	<b>02:34.97</b>	<b>02:47.90</b>	<b>03:00.73</b>	<b>03:13.59</b>	<b>03:26.24</b>	<b>03:37.84</b>	<b>03:48.92</b>	<b>04:00.57</b>
Temps du tronçon	00:13.53	00:14.81	00:15.65	00:15.41	00:15.63	00:16.04	00:15.81	00:15.42	00:15.12	00:15.29	00:12.93	00:12.83	00:12.85	00:12.64	00:11.59	00:11.08	00:11.64
<b>Vitesse moyenne</b>	49	48.6	46.2	46.6	45.9	44.8	45.8	46.6	47.6	47	55.6	56.4	55.7	57.5	62.5	65	61.6

