

Statistiques Tracking
DEAUVILLE
C7 - PRIX DE L'OPERATION MAPLE - 2500m
samedi 29 février 2020 - 15:36

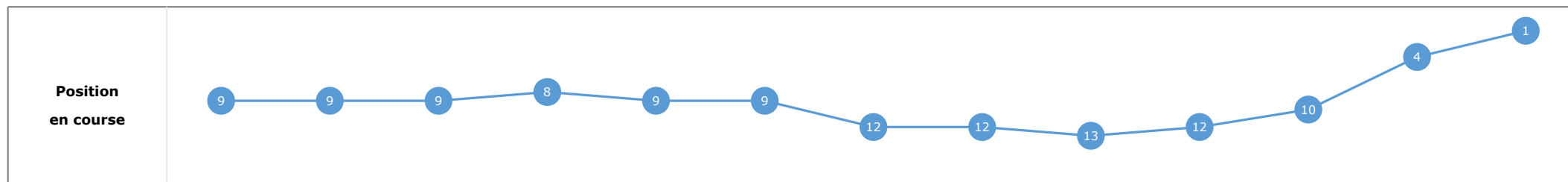
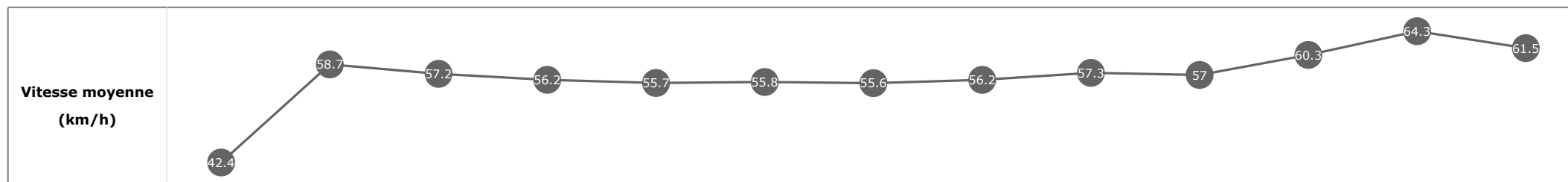
Partant (corde)	Cheval	Arrivée officielle	Tronçons de 200m		DEP - 1000m	1000m - 800m	800m - 600m	600m - 400m	400m - 200m	200m - ARR	Temps officiel	Derniers 600m	Parcouru vs. 1er
			Vitesse Max	200m les plus rapides	Temps passage en tête	Durée du tronçon	01:38.72	01:51.41	02:04.09	02:16.34			
					01:38.72	00:12.69	00:12.67	00:12.25	00:11.81	00:11.80			
					T1	T2	T3	T4	T5	T6			
2 (4)	TETE RAIDE S. MARTINO	1	66.46 T5	00:11.20 T5	01:39.39 12 01:39.39	01:52.10 13 00:12.70	02:04.85 12 00:12.75	02:17.10 10 00:12.24	02:28.30 4 00:11.20	02:39.96 00:11.66	2'39"95	00:35.10	
9 (6)	BIELLA C. MIETTE	2	65.12 T5	00:11.40 T5	01:39.57 14 01:39.57	01:52.08 12 00:12.51	02:04.69 9 00:12.60	02:16.90 7 00:12.20	02:28.30 3 00:11.40	02:40.24 00:11.93	2'40"23	00:35.55	-5.44
12 (2)	HEAVEN'S DOOR E. ETIENNE	3	65.56 T5	00:11.36 T5	01:39.07 7 01:39.07	01:51.95 11 00:12.88	02:04.77 11 00:12.81	02:17.11 11 00:12.34	02:28.48 6 00:11.36	02:40.37 00:11.89	2'40"29	00:35.60	-7.07
11 (5)	L'AS DE GREE A. BERNARD	4	65.34 T5	00:11.65 T5	01:39.06 6 01:39.06	01:51.57 4 00:12.51	02:04.56 6 00:12.98	02:16.50 4 00:11.94	02:28.15 1 00:11.65	02:40.22 00:12.06	2'40"37	00:35.66	-8.87
1 (12)	ANOTHERFORTHROAD C. DEMURO	5	66.13 T5	00:11.21 T5	01:39.71 15 01:39.71	01:52.48 16 00:12.77	02:05.14 16 00:12.65	02:17.48 14 00:12.34	02:28.70 11 00:11.21	02:40.37 00:11.66	2'40"41	00:35.22	-12.64
8 (1)	YELLOW MAD MONKEY J. CABRE	6	65.95 T5	00:11.53 T5	01:39.23 8 01:39.23	01:51.93 9 00:12.69	02:04.92 13 00:12.99	02:17.29 13 00:12.36	02:28.82 12 00:11.53	02:40.79 00:11.96	2'40"53	00:35.86	-9.92
6 (15)	DESERT DUNE A. HAMELIN	7	62.60 T1	00:11.87 T1	01:38.72 2 01:38.72	01:51.51 3 00:12.78	02:04.24 2 00:12.73	02:16.34 1 00:12.10	02:28.27 2 00:11.92	02:40.59 00:12.31	2'40"58	00:36.34	-8.58
15 (13)	BETTY DE JUILLEY M. DELALANDE	8	63.94 T3	00:11.84 T5	01:39.23 9 01:39.23	01:51.77 7 00:12.53	02:04.25 3 00:12.47	02:16.48 3 00:12.22	02:28.32 5 00:11.84	02:40.74 00:12.42	2'40"68	00:36.49	-2.13
16 (14)	SEEKING REVENGE L. GROSSO	9	64.26 T5	00:11.76 T5	01:39.32 10 01:39.32	01:51.95 10 00:12.63	02:04.50 5 00:12.55	02:16.71 6 00:12.21	02:28.48 7 00:11.76	02:40.72 00:12.23	2'40"72	00:36.22	2.74
10 (10)	DELTANA C. PACAUT	10	66.56 T5	00:11.23 T5	01:39.40 13 01:39.40	01:52.24 14 00:12.84	02:05.03 14 00:12.78	02:17.26 12 00:12.22	02:28.49 8 00:11.23	02:40.69 00:12.19	2'40"73	00:35.65	-11.14
5 (3)	BLUE LINN A. LEMAITRE	11	63.47 T5	00:11.69 T5	01:38.88 4 01:38.88	01:51.73 6 00:12.84	02:04.73 10 00:12.99	02:16.98 9 00:12.24	02:28.67 10 00:11.69	02:41.79 00:13.11	2'41"80	00:37.05	-11.90
3 (7)	CALINA A. NICCO	12	63.29 T5	00:12.20 T5	01:38.88 3 01:38.88	01:51.41 2 00:12.53	02:04.09 1 00:12.67	02:16.36 2 00:12.27	02:28.56 9 00:12.20	02:42.05 00:13.48	2'41"97	00:37.96	-7.29
14 (11)	ACMAYAG M. BERTO	13	62.10 T1	00:11.89 T1	01:38.96 5 01:38.96	01:51.61 5 00:12.65	02:04.40 4 00:12.78	02:16.70 5 00:12.30	02:29.04 14 00:12.33	02:42.53 00:13.49	2'42"47	00:38.12	-3.65
13 (16)	GOT RUN E. HARDOUIN	14	62.82 T2	00:11.98 T5	01:39.34 11 01:39.34	01:51.79 8 00:12.45	02:04.62 8 00:12.82	02:16.93 8 00:12.31	02:28.91 13 00:11.98	02:42.49 00:13.58	2'42"48	00:37.87	0.45
7 (8)	AHMED PRIDE H. JOURNIAC	15	63.32 T5	00:11.81 T5	01:39.75 16 01:39.75	01:52.43 15 00:12.68	02:05.08 15 00:12.64	02:17.54 15 00:12.46	02:29.35 15 00:11.81	02:42.58 00:13.22	2'42"51	00:37.50	-2.25
4 (9)	FEEL ROU D. SANTIAGO												

Statistiques Tracking
DEAUVILLE
C7 - PRIX DE L'OPERATION MAPLE - 2500m
samedi 29 février 2020 - 15:36

Cheval **TETE RAIDE**
 Jockey **S. MARTINO**
 Rang d'arrivée **1**
 Temps de parcours **02:39.96**
 Tronçon le plus rapide **00:11.20** (tronçon 400m - 200m)
 Vitesse maximale **66.46** (tronçon 400m - 200m)
 Vitesse moyenne **56.9**

Données de tracking

Tronçons de 200m	DEP 2400m	2400m 2200m	2200m 2000m	2000m 1800m	1800m 1600m	1600m 1400m	1400m 1200m	1200m 1000m	1000m 800m	800m 600m	600m 400m	400m 200m	200m ARR
Temps de parcours	00:09.93	00:22.16	00:34.78	00:47.67	01:00.68	01:13.65	01:26.63	01:39.39	01:52.10	02:04.85	02:17.10	02:28.30	02:39.96
Temps du tronçon	00:09.98	00:12.23	00:12.62	00:12.89	00:13.00	00:12.97	00:12.97	00:12.76	00:12.70	00:12.75	00:12.24	00:11.20	00:11.66
Vitesse moyenne	42.4	58.7	57.2	56.2	55.7	55.8	55.6	56.2	57.3	57	60.3	64.3	61.5


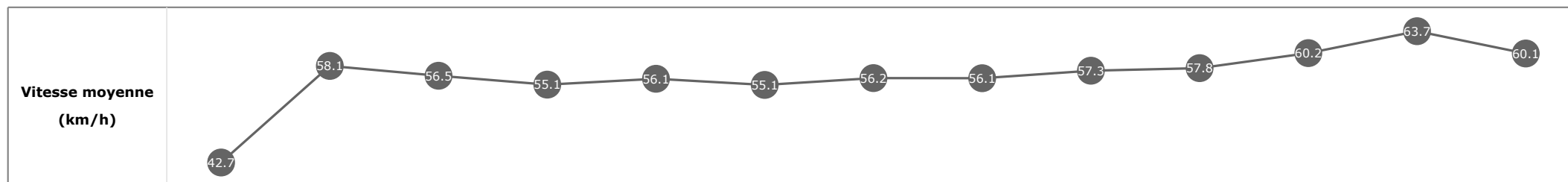


Statistiques Tracking
DEAUVILLE
C7 - PRIX DE L'OPERATION MAPLE - 2500m
samedi 29 février 2020 - 15:36

Cheval **BIELLA**
 Jockey **C. MIETTE**
 Rang d'arrivée **2**
 Temps de parcours **02:40.24**
 Tronçon le plus rapide **00:11.40** (tronçon 400m - 200m)
 Vitesse maximale **65.12** (tronçon 400m - 200m)
 Vitesse moyenne **56.7**

Données de tracking

Tronçons de 200m	DEP 2400m	2400m 2200m	2200m 2000m	2000m 1800m	1800m 1600m	1600m 1400m	1400m 1200m	1200m 1000m	1000m 800m	800m 600m	600m 400m	400m 200m	200m ARR
Temps de parcours	00:09.84	00:22.24	00:34.96	00:48.04	01:00.91	01:13.89	01:26.81	01:39.57	01:52.08	02:04.69	02:16.90	02:28.30	02:40.24
Temps du tronçon	00:09.89	00:12.40	00:12.72	00:13.07	00:12.87	00:12.98	00:12.91	00:12.76	00:12.51	00:12.60	00:12.20	00:11.40	00:11.93
Vitesse moyenne	42.7	58.1	56.5	55.1	56.1	55.1	56.2	56.1	57.3	57.8	60.2	63.7	60.1

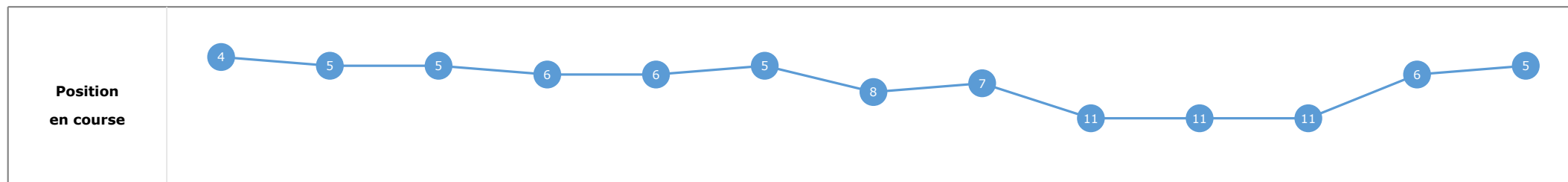
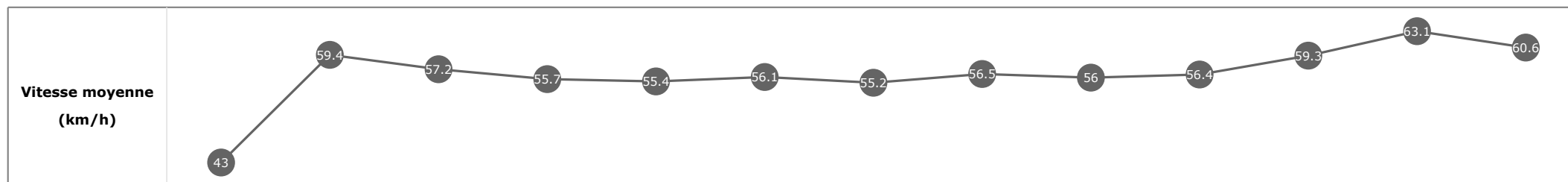


Statistiques Tracking
DEAUVILLE
C7 - PRIX DE L'OPERATION MAPLE - 2500m
samedi 29 février 2020 - 15:36

Cheval **HEAVEN'S DOOR**
 Jockey **E. ETIENNE**
 Rang d'arrivée **3**
 Temps de parcours **02:40.37**
 Tronçon le plus rapide **00:11.36** (tronçon 400m - 200m)
 Vitesse maximale **65.56** (tronçon 400m - 200m)
 Vitesse moyenne **56.6**

Données de tracking

Tronçons de 200m	DEP 2400m	2400m 2200m	2200m 2000m	2000m 1800m	1800m 1600m	1600m 1400m	1400m 1200m	1200m 1000m	1000m 800m	800m 600m	600m 400m	400m 200m	200m ARR
Temps de parcours	00:09.76	00:21.86	00:34.45	00:47.35	01:00.38	01:13.27	01:26.40	01:39.07	01:51.95	02:04.77	02:17.11	02:28.48	02:40.37
Temps du tronçon	00:09.81	00:12.10	00:12.59	00:12.90	00:13.02	00:12.89	00:13.12	00:12.67	00:12.88	00:12.81	00:12.34	00:11.36	00:11.89
Vitesse moyenne	43	59.4	57.2	55.7	55.4	56.1	55.2	56.5	56	56.4	59.3	63.1	60.6

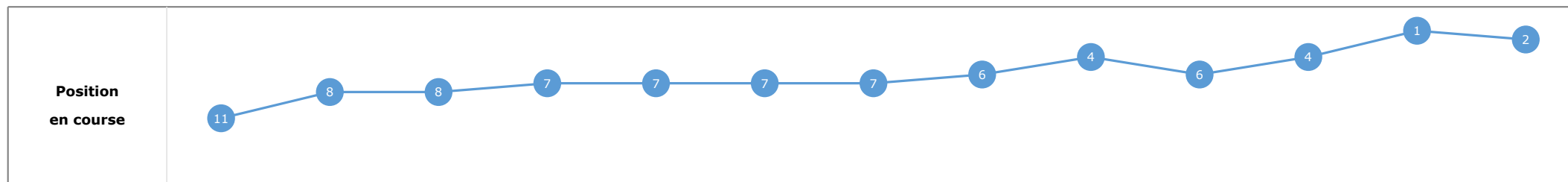
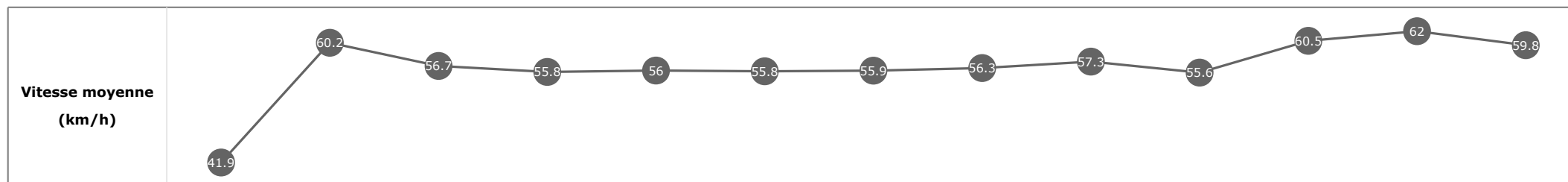


Statistiques Tracking
DEAUVILLE
C7 - PRIX DE L'OPERATION MAPLE - 2500m
samedi 29 février 2020 - 15:36

Cheval **L'AS DE GREE**
 Jockey **A. BERNARD**
 Rang d'arrivée **4**
 Temps de parcours **02:40.22**
 Tronçon le plus rapide **00:11.65** (tronçon 400m - 200m)
 Vitesse maximale **65.34** (tronçon 400m - 200m)
 Vitesse moyenne **56.6**

Données de tracking

Tronçons de 200m	DEP 2400m	2400m 2200m	2200m 2000m	2000m 1800m	1800m 1600m	1600m 1400m	1400m 1200m	1200m 1000m	1000m 800m	800m 600m	600m 400m	400m 200m	200m ARR
Temps de parcours	00:09.98	00:22.01	00:34.72	00:47.59	01:00.54	01:13.44	01:26.33	01:39.06	01:51.57	02:04.56	02:16.50	02:28.15	02:40.22
Temps du tronçon	00:10.03	00:12.03	00:12.71	00:12.86	00:12.95	00:12.89	00:12.88	00:12.73	00:12.51	00:12.98	00:11.94	00:11.65	00:12.06
Vitesse moyenne	41.9	60.2	56.7	55.8	56	55.8	55.9	56.3	57.3	55.6	60.5	62	59.8


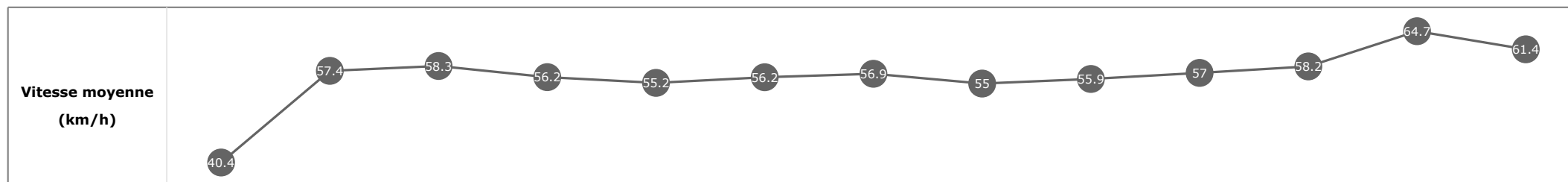


Statistiques Tracking
DEAUVILLE
C7 - PRIX DE L'OPERATION MAPLE - 2500m
samedi 29 février 2020 - 15:36

Cheval **ANOTHERFORTHEROAD**
 Jockey **C. DEMURO**
 Rang d'arrivée **5**
 Temps de parcours **02:40.37**
 Tronçon le plus rapide **00:11.21** (tronçon 400m - 200m)
 Vitesse maximale **66.13** (tronçon 400m - 200m)
 Vitesse moyenne **56.5**

Données de tracking

Tronçons de 200m	DEP 2400m	2400m 2200m	2200m 2000m	2000m 1800m	1800m 1600m	1600m 1400m	1400m 1200m	1200m 1000m	1000m 800m	800m 600m	600m 400m	400m 200m	200m ARR
Temps de parcours	00:10.42	00:23.00	00:35.27	00:48.12	01:01.07	01:13.88	01:26.61	01:39.71	01:52.48	02:05.14	02:17.48	02:28.70	02:40.37
Temps du tronçon	00:10.47	00:12.58	00:12.27	00:12.84	00:12.95	00:12.80	00:12.73	00:13.09	00:12.77	00:12.65	00:12.34	00:11.21	00:11.66
Vitesse moyenne	40.4	57.4	58.3	56.2	55.2	56.2	56.9	55	55.9	57	58.2	64.7	61.4

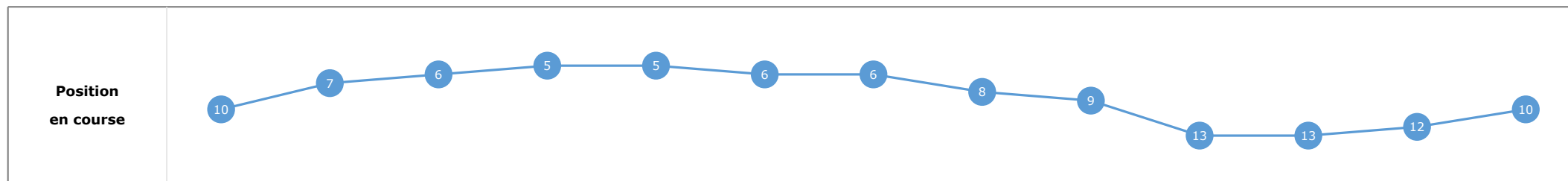
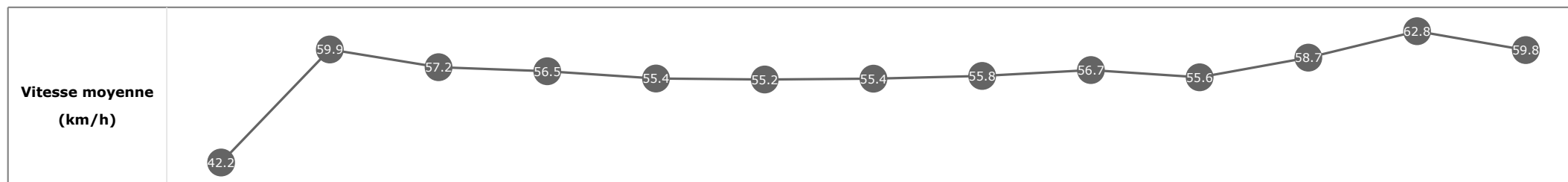


Statistiques Tracking
DEAUVILLE
C7 - PRIX DE L'OPERATION MAPLE - 2500m
samedi 29 février 2020 - 15:36

Cheval **YELLOW MAD MONKEY**
 Jockey **J. CABRE**
 Rang d'arrivée **6**
 Temps de parcours **02:40.79**
 Tronçon le plus rapide **00:11.53** (tronçon 400m - 200m)
 Vitesse maximale **65.95** (tronçon 400m - 200m)
 Vitesse moyenne **56.4**

Données de tracking

Tronçons de 200m	DEP 2400m	2400m 2200m	2200m 2000m	2000m 1800m	1800m 1600m	1600m 1400m	1400m 1200m	1200m 1000m	1000m 800m	800m 600m	600m 400m	400m 200m	200m ARR
Temps de parcours	00:09.95	00:22.01	00:34.55	00:47.31	01:00.31	01:13.32	01:26.28	01:39.23	01:51.93	02:04.92	02:17.29	02:28.82	02:40.79
Temps du tronçon	00:10.00	00:12.05	00:12.54	00:12.76	00:12.99	00:13.01	00:12.95	00:12.95	00:12.69	00:12.99	00:12.36	00:11.53	00:11.96
Vitesse moyenne	42.2	59.9	57.2	56.5	55.4	55.2	55.4	55.8	56.7	55.6	58.7	62.8	59.8

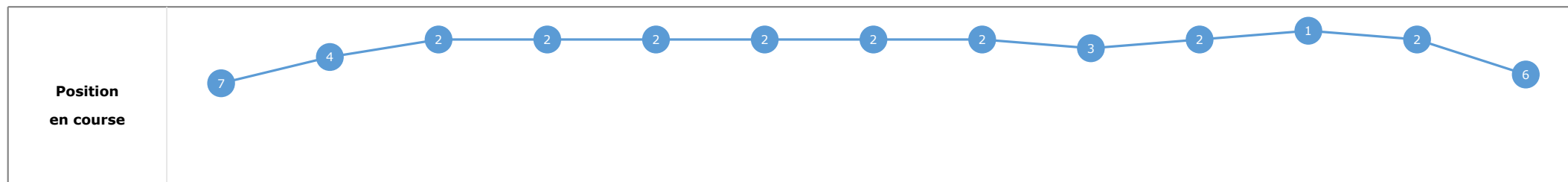
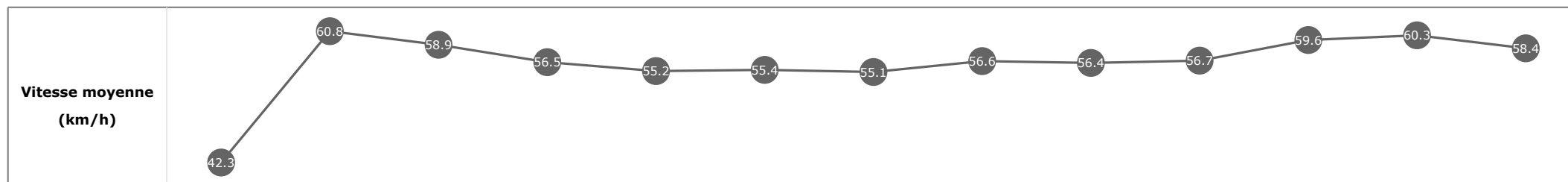


Statistiques Tracking
DEAUVILLE
C7 - PRIX DE L'OPERATION MAPLE - 2500m
samedi 29 février 2020 - 15:36

Cheval **DESERT DUNE**
 Jockey **A. HAMELIN**
 Rang d'arrivée **7**
 Temps de parcours **02:40.59**
 Tronçon le plus rapide **00:11.87** (tronçon 2400m - 2200m)
 Vitesse maximale **62.60** (tronçon 2200m - 2000m)
 Vitesse moyenne **56.5**

Données de tracking

Tronçons de 200m	DEP 2400m	2400m 2200m	2200m 2000m	2000m 1800m	1800m 1600m	1600m 1400m	1400m 1200m	1200m 1000m	1000m 800m	800m 600m	600m 400m	400m 200m	200m ARR
Temps de parcours	00:09.88	00:21.76	00:34.04	00:46.77	00:59.85	01:12.87	01:25.96	01:38.72	01:51.51	02:04.24	02:16.34	02:28.27	02:40.59
Temps du tronçon	00:09.93	00:11.87	00:12.28	00:12.72	00:13.08	00:13.02	00:13.08	00:12.75	00:12.78	00:12.73	00:12.10	00:11.92	00:12.31
Vitesse moyenne	42.3	60.8	58.9	56.5	55.2	55.4	55.1	56.6	56.4	56.7	59.6	60.3	58.4

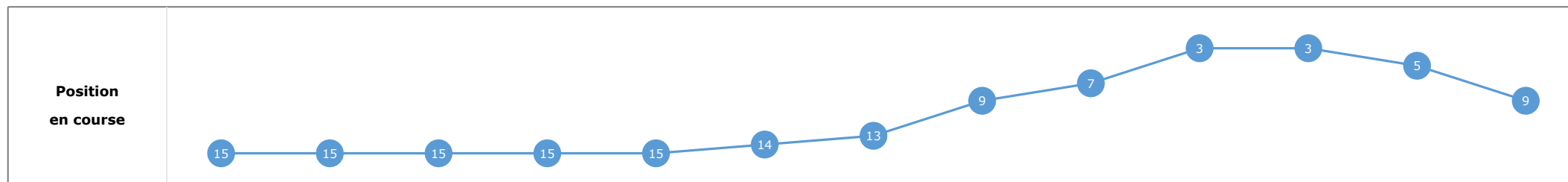
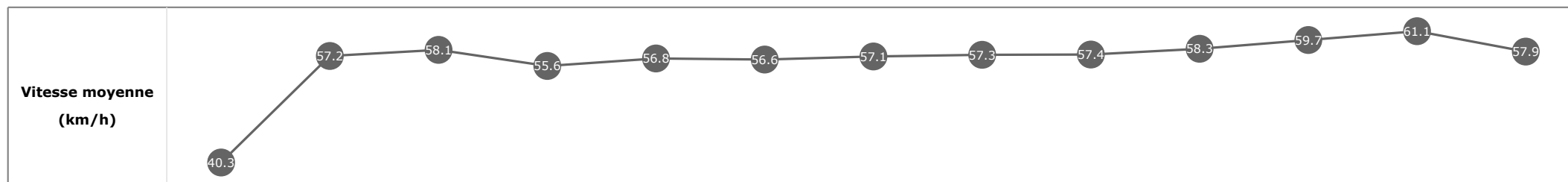


Statistiques Tracking
DEAUVILLE
C7 - PRIX DE L'OPERATION MAPLE - 2500m
samedi 29 février 2020 - 15:36

Cheval **BETTY DE JUILLEY**
 Jockey **M. DELALANDE**
 Rang d'arrivée **8**
 Temps de parcours **02:40.74**
 Tronçon le plus rapide **00:11.84** (tronçon 400m - 200m)
 Vitesse maximale **63.94** (tronçon 800m - 600m)
 Vitesse moyenne **56.6**

Données de tracking

Tronçons de 200m	DEP 2400m	2400m 2200m	2200m 2000m	2000m 1800m	1800m 1600m	1600m 1400m	1400m 1200m	1200m 1000m	1000m 800m	800m 600m	600m 400m	400m 200m	200m ARR
Temps de parcours	00:10.50	00:23.05	00:35.52	00:48.48	01:01.27	01:14.05	01:26.65	01:39.23	01:51.77	02:04.25	02:16.48	02:28.32	02:40.74
Temps du tronçon	00:10.55	00:12.55	00:12.46	00:12.96	00:12.78	00:12.77	00:12.60	00:12.58	00:12.53	00:12.47	00:12.22	00:11.84	00:12.42
Vitesse moyenne	40.3	57.2	58.1	55.6	56.8	56.6	57.1	57.3	57.4	58.3	59.7	61.1	57.9

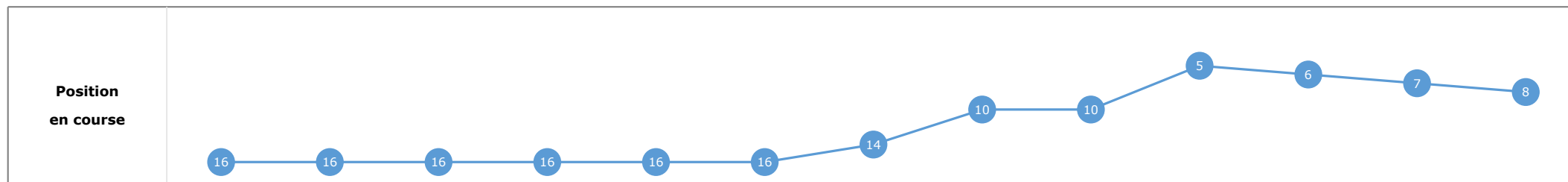
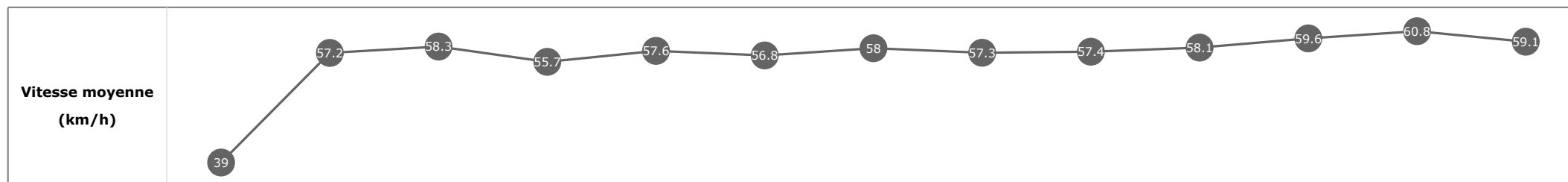


Statistiques Tracking
DEAUVILLE
C7 - PRIX DE L'OPERATION MAPLE - 2500m
samedi 29 février 2020 - 15:36

Cheval **SEEKING REVENGE**
 Jockey L. GROSSO
 Rang d'arrivée **9**
 Temps de parcours **02:40.72**
 Tronçon le plus rapide **00:11.76** (tronçon 400m - 200m)
 Vitesse maximale **64.26** (tronçon 400m - 200m)
 Vitesse moyenne **56.7**

Données de tracking

Tronçons de 200m	DEP 2400m	2400m 2200m	2200m 2000m	2000m 1800m	1800m 1600m	1600m 1400m	1400m 1200m	1200m 1000m	1000m 800m	800m 600m	600m 400m	400m 200m	200m ARR
Temps de parcours	00:10.76	00:23.41	00:35.74	00:48.69	01:01.38	01:14.25	01:26.71	01:39.32	01:51.95	02:04.50	02:16.71	02:28.48	02:40.72
Temps du tronçon	00:10.81	00:12.64	00:12.33	00:12.94	00:12.69	00:12.87	00:12.45	00:12.60	00:12.63	00:12.55	00:12.21	00:11.76	00:12.23
Vitesse moyenne	39	57.2	58.3	55.7	57.6	56.8	58	57.3	57.4	58.1	59.6	60.8	59.1

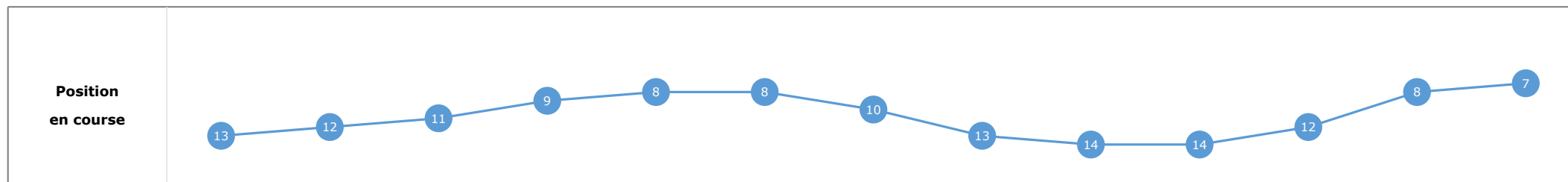
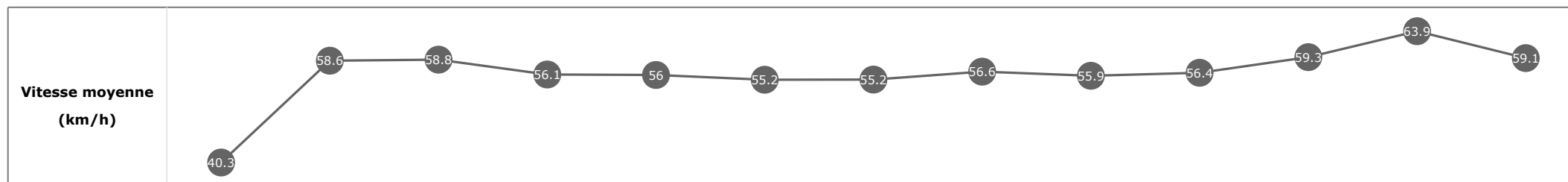


Statistiques Tracking
DEAUVILLE
C7 - PRIX DE L'OPERATION MAPLE - 2500m
samedi 29 février 2020 - 15:36

Cheval **DELTANA**
 Jockey **C. PACAUT**
 Rang d'arrivée **10**
 Temps de parcours **02:40.69**
 Tronçon le plus rapide **00:11.23** (tronçon 400m - 200m)
 Vitesse maximale **66.56** (tronçon 400m - 200m)
 Vitesse moyenne **56.4**

Données de tracking

Tronçons de 200m	DEP 2400m	2400m 2200m	2200m 2000m	2000m 1800m	1800m 1600m	1600m 1400m	1400m 1200m	1200m 1000m	1000m 800m	800m 600m	600m 400m	400m 200m	200m ARR
Temps de parcours	00:10.38	00:22.73	00:35.00	00:47.75	01:00.56	01:13.58	01:26.60	01:39.40	01:52.24	02:05.03	02:17.26	02:28.49	02:40.69
Temps du tronçon	00:10.44	00:12.34	00:12.26	00:12.75	00:12.81	00:13.01	00:13.02	00:12.80	00:12.84	00:12.78	00:12.22	00:11.23	00:12.19
Vitesse moyenne	40.3	58.6	58.8	56.1	56	55.2	55.2	56.6	55.9	56.4	59.3	63.9	59.1

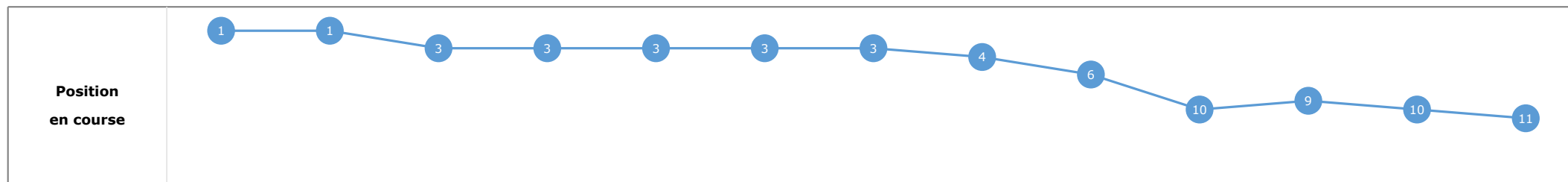
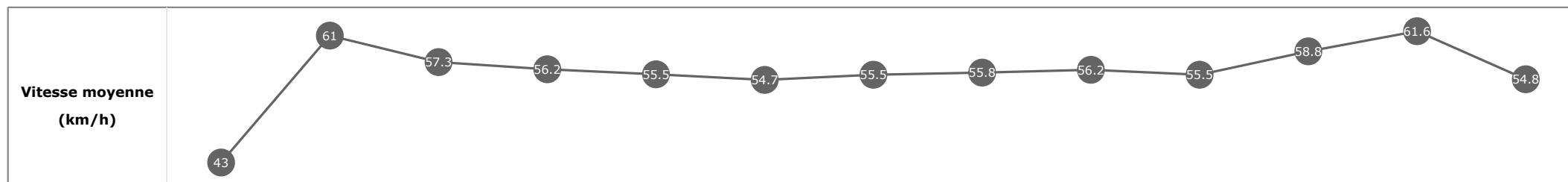


Statistiques Tracking DEAUVILLE C7 - PRIX DE L'OPERATION MAPLE - 2500m samedi 29 février 2020 - 15:36

Cheval **BLUE LINN**
 Jockey **A. LEMAITRE**
 Rang d'arrivée **11**
 Temps de parcours **02:41.79**
 Tronçon le plus rapide **00:11.69** (tronçon 400m - 200m)
 Vitesse maximale **63.47** (tronçon 400m - 200m)
 Vitesse moyenne **56**

Données de tracking

Tronçons de 200m	DEP 2400m	2400m 2200m	2200m 2000m	2000m 1800m	1800m 1600m	1600m 1400m	1400m 1200m	1200m 1000m	1000m 800m	800m 600m	600m 400m	400m 200m	200m ARR
Temps de parcours	00:09.70	00:21.55	00:34.13	00:46.93	00:59.91	01:13.04	01:25.98	01:38.88	01:51.73	02:04.73	02:16.98	02:28.67	02:41.79
Temps du tronçon	00:09.75	00:11.85	00:12.58	00:12.79	00:12.98	00:13.12	00:12.94	00:12.90	00:12.84	00:12.99	00:12.24	00:11.69	00:13.11
Vitesse moyenne	43	61	57.3	56.2	55.5	54.7	55.5	55.8	56.2	55.5	58.8	61.6	54.8

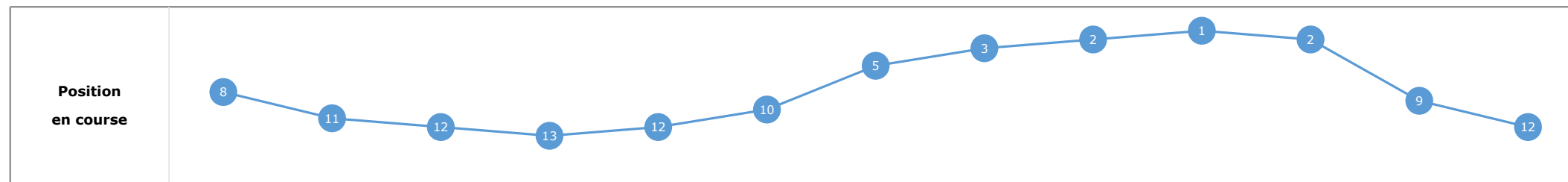
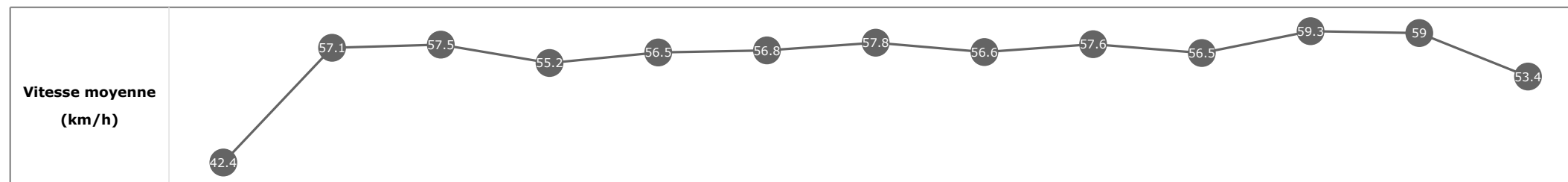


Statistiques Tracking DEAUVILLE C7 - PRIX DE L'OPERATION MAPLE - 2500m samedi 29 février 2020 - 15:36

Cheval **CALINA**
 Jockey **A. NICCO**
 Rang d'arrivée **12**
 Temps de parcours **02:42.05**
 Tronçon le plus rapide **00:12.20** (tronçon 400m - 200m)
 Vitesse maximale **63.29** (tronçon 400m - 200m)
 Vitesse moyenne **56**

Données de tracking

Tronçons de 200m	DEP 2400m	2400m 2200m	2200m 2000m	2000m 1800m	1800m 1600m	1600m 1400m	1400m 1200m	1200m 1000m	1000m 800m	800m 600m	600m 400m	400m 200m	200m ARR
Temps de parcours	00:09.93	00:22.48	00:35.07	00:48.24	01:00.98	01:13.69	01:26.17	01:38.88	01:51.41	02:04.09	02:16.36	02:28.56	02:42.05
Temps du tronçon	00:09.98	00:12.55	00:12.58	00:13.17	00:12.74	00:12.70	00:12.48	00:12.70	00:12.53	00:12.67	00:12.27	00:12.20	00:13.48
Vitesse moyenne	42.4	57.1	57.5	55.2	56.5	56.8	57.8	56.6	57.6	56.5	59.3	59	53.4

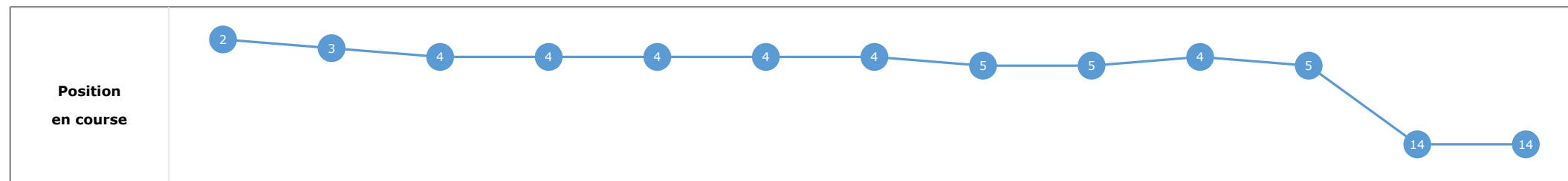
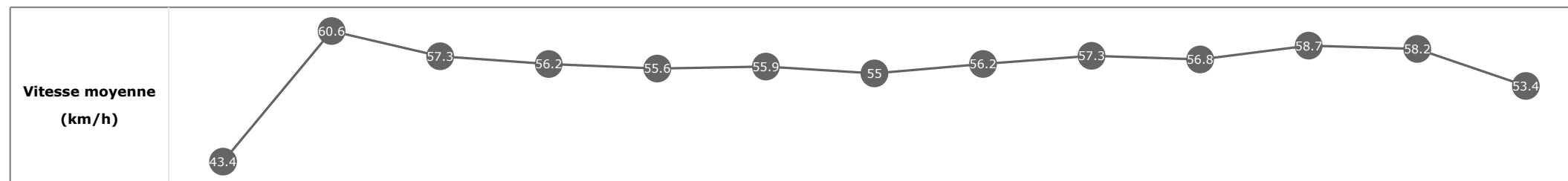


Statistiques Tracking
DEAUVILLE
C7 - PRIX DE L'OPERATION MAPLE - 2500m
samedi 29 février 2020 - 15:36

Cheval **ACMAYAG**
 Jockey **M. BERTO**
 Rang d'arrivée **13**
 Temps de parcours **02:42.53**
 Tronçon le plus rapide **00:11.89** (tronçon 2400m - 2200m)
 Vitesse maximale **62.10** (tronçon 2400m - 2200m)
 Vitesse moyenne **55.9**

Données de tracking

Tronçons de 200m	DEP 2400m	2400m 2200m	2200m 2000m	2000m 1800m	1800m 1600m	1600m 1400m	1400m 1200m	1200m 1000m	1000m 800m	800m 600m	600m 400m	400m 200m	200m ARR
Temps de parcours	00:09.71	00:21.61	00:34.21	00:47.05	01:00.08	01:13.11	01:26.15	01:38.96	01:51.61	02:04.40	02:16.70	02:29.04	02:42.53
Temps du tronçon	00:09.77	00:11.89	00:12.60	00:12.83	00:13.02	00:13.03	00:13.04	00:12.81	00:12.65	00:12.78	00:12.30	00:12.33	00:13.49
Vitesse moyenne	43.4	60.6	57.3	56.2	55.6	55.9	55	56.2	57.3	56.8	58.7	58.2	53.4

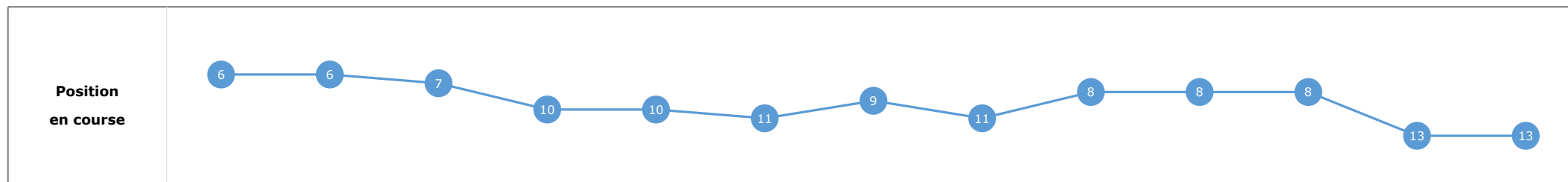
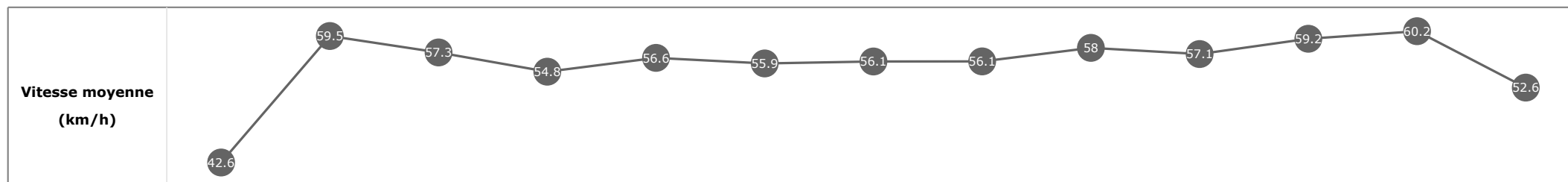


Statistiques Tracking
DEAUVILLE
C7 - PRIX DE L'OPERATION MAPLE - 2500m
samedi 29 février 2020 - 15:36

Cheval **GOT RUN**
 Jockey **E. HARDOUIN**
 Rang d'arrivée **14**
 Temps de parcours **02:42.49**
 Tronçon le plus rapide **00:11.98** (tronçon 400m - 200m)
 Vitesse maximale **62.82** (tronçon 1000m - 800m)
 Vitesse moyenne **56**

Données de tracking

Tronçons de 200m	DEP 2400m	2400m 2200m	2200m 2000m	2000m 1800m	1800m 1600m	1600m 1400m	1400m 1200m	1200m 1000m	1000m 800m	800m 600m	600m 400m	400m 200m	200m ARR
Temps de parcours	00:09.85	00:21.96	00:34.61	00:47.83	01:00.70	01:13.70	01:26.46	01:39.34	01:51.79	02:04.62	02:16.93	02:28.91	02:42.49
Temps du tronçon	00:09.91	00:12.10	00:12.65	00:13.21	00:12.87	00:12.99	00:12.76	00:12.87	00:12.45	00:12.82	00:12.31	00:11.98	00:13.58
Vitesse moyenne	42.6	59.5	57.3	54.8	56.6	55.9	56.1	56.1	58	57.1	59.2	60.2	52.6

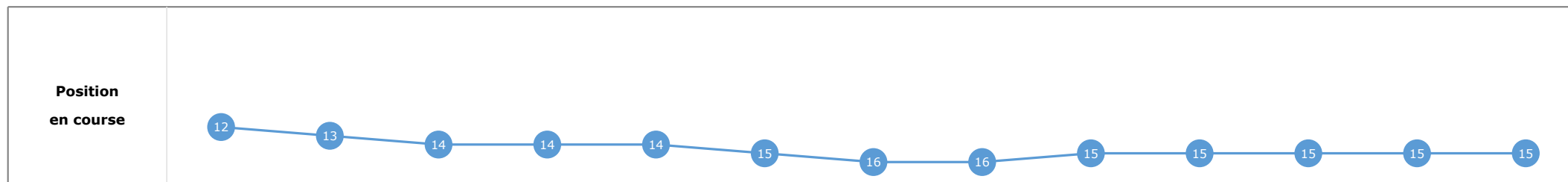
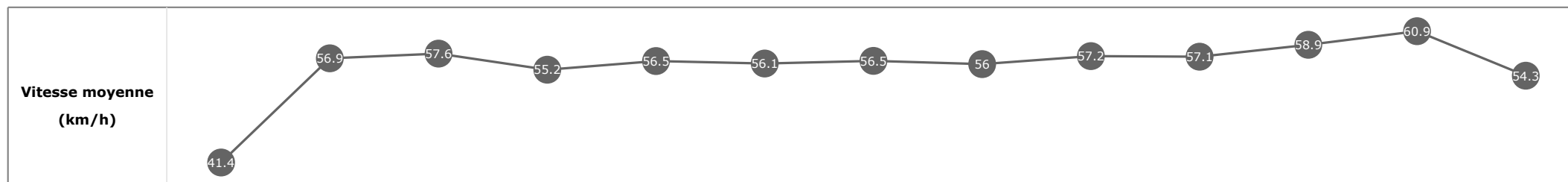


Statistiques Tracking
DEAUVILLE
C7 - PRIX DE L'OPERATION MAPLE - 2500m
samedi 29 février 2020 - 15:36

Cheval **AHMED PRIDE**
 Jockey **H. JOURNIAC**
 Rang d'arrivée **15**
 Temps de parcours **02:42.58**
 Tronçon le plus rapide **00:11.81** (tronçon 400m - 200m)
 Vitesse maximale **63.32** (tronçon 400m - 200m)
 Vitesse moyenne **56**

Données de tracking

Tronçons de 200m	DEP 2400m	2400m 2200m	2200m 2000m	2000m 1800m	1800m 1600m	1600m 1400m	1400m 1200m	1200m 1000m	1000m 800m	800m 600m	600m 400m	400m 200m	200m ARR
Temps de parcours	00:10.09	00:22.77	00:35.28	00:48.42	01:01.18	01:14.09	01:26.91	01:39.75	01:52.43	02:05.08	02:17.54	02:29.35	02:42.58
Temps du tronçon	00:10.14	00:12.68	00:12.51	00:13.13	00:12.76	00:12.91	00:12.82	00:12.83	00:12.68	00:12.64	00:12.46	00:11.81	00:13.22
Vitesse moyenne	41.4	56.9	57.6	55.2	56.5	56.1	56.5	56	57.2	57.1	58.9	60.9	54.3



Statistiques Tracking
DEAUVILLE
C7 - PRIX DE L'OPERATION MAPLE - 2500m
samedi 29 février 2020 - 15:36

Cheval **FEEL ROU**
Jockey D. SANTIAGO
Rang d'arrivée **0**
Temps de parcours **00:00.00**
Tronçon le plus rapide
Vitesse maximale
Vitesse moyenne

Données de tracking

Tronçons de 200m	0m	0m	0m	0m	0m	0m	0m	0m	0m	0m	0m	0m	0m
	ARR	ARR	ARR	ARR	ARR	ARR	ARR	ARR	ARR	ARR	ARR	ARR	ARR
Temps de parcours													
Temps du tronçon													
Vitesse moyenne													

Vitesse moyenne (km/h)	
----------------------------------	--

Position en course	
------------------------------	--