

Statistiques Tracking
DEAUVILLE
C8 - PRIX DE L'OPERATION GAMBIT - 2500m
samedi 29 février 2020 - 16:10


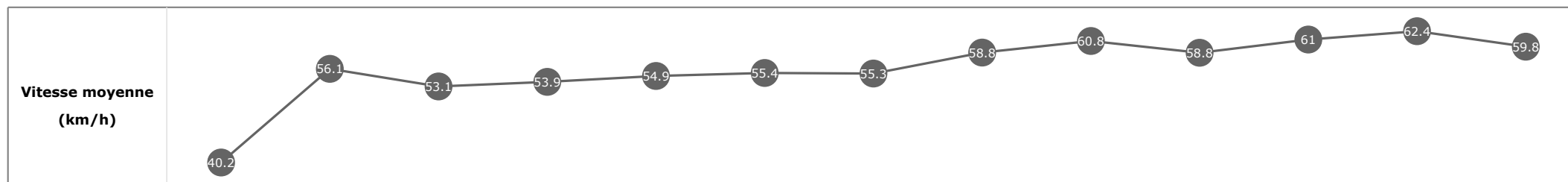
Partant (corde)	Cheval	Arrivée officielle	Tronçons de 200m		DEP - 1000m	1000m - 800m	800m - 600m	600m - 400m	400m - 200m	200m - ARR	Temps officiel	Derniers 600m	Parcouru vs. 1er
			Vitesse Max	200m les plus rapides	Temps passage en tête	Durée du tronçon	01:40.59	01:52.67	02:05.00	02:16.96			
					01:40.59	00:12.07	00:12.33	00:11.95	00:11.83	00:12.26			
					T1	T2	T3	T4	T5	T6			
4 (10)	VINY Y. ROUSSET	1	65.77 T5	00:11.51 T5	01:41.62 8 01:41.62	01:53.49 7 00:11.86	02:05.71 6 00:12.22	02:17.51 6 00:11.80	02:29.03 4 00:11.51	02:41.09 00:12.06	2'40"97	00:35.38	
8 (1)	LILI SPIRIT T. PICCONE	2	63.61 T5	00:11.83 T5	01:40.59 1 01:40.59	01:52.67 1 00:12.07	02:05.00 1 00:12.33	02:16.96 1 00:11.95	02:28.80 1 00:11.83	02:41.06 00:12.26	2'41"03	00:36.05	-0.05
10 (2)	EASILLY S. MAILLOT	3	64.48 T4	00:11.49 T5	01:41.37 6 01:41.37	01:53.33 6 00:11.96	02:05.71 7 00:12.37	02:17.54 7 00:11.83	02:29.04 6 00:11.49	02:41.14 00:12.10	2'41"08	00:35.43	-0.39
12 (9)	CROCY C. PACAUT	4	64.76 T5	00:11.69 T5	01:40.77 2 01:40.77	01:52.83 2 00:12.05	02:05.31 3 00:12.48	02:17.48 5 00:12.16	02:29.17 7 00:11.69	02:41.44 00:12.26	2'41"10	00:36.12	5.67
1 (11)	ZORPEN E. HARDOUIN	5	66.13 T5	00:11.31 T5	01:42.25 14 01:42.25	01:54.10 14 00:11.85	02:06.14 11 00:12.04	02:18.02 10 00:11.87	02:29.34 8 00:11.31	02:41.30 00:11.96	2'41"21	00:35.15	0.18
13 (5)	DOME DE LA BLAIRIE M. JUSTUM	6	65.84 T5	00:11.54 T5	01:41.06 4 01:41.06	01:53.16 5 00:12.09	02:05.59 5 00:12.43	02:17.33 4 00:11.73	02:28.88 2 00:11.54	02:41.23 00:12.35	2'41"24	00:35.63	-0.79
3 (7)	DEVIL'S EYE A. LEMAITRE	7	66.31 T5	00:11.17 T5	01:42.13 13 01:42.13	01:54.10 13 00:11.96	02:06.34 15 00:12.24	02:18.35 15 00:12.00	02:29.52 10 00:11.17	02:41.23 00:11.71	2'41"30	00:34.89	-0.59
9 (8)	CERTALDO J. AUGÉ	8	63.83 T5	00:11.62 T5	01:41.09 5 01:41.09	01:53.12 4 00:12.03	02:05.44 4 00:12.32	02:17.32 3 00:11.88	02:28.95 3 00:11.62	02:41.40 00:12.44	2'41"37	00:35.95	3.84
2 (6)	RESTLESS C. LECOEVRE	9	66.38 T5	00:11.56 T5	01:41.92 11 01:41.92	01:53.80 10 00:11.87	02:05.94 8 00:12.14	02:17.81 8 00:11.87	02:29.38 9 00:11.56	02:41.45 00:12.06	2'41"49	00:35.50	-0.72
15 (4)	MONSIEUR BANDIDO E. ETIENNE	10	64.04 T5	00:11.81 T5	01:40.92 3 01:40.92	01:52.98 3 00:12.05	02:05.27 2 00:12.29	02:17.22 2 00:11.94	02:29.03 5 00:11.81	02:41.56 00:12.53	2'41"54	00:36.29	-0.47
16 (3)	ASTERDINI J. GUILLOCHON	11	65.63 T6	00:11.55 T5	01:42.28 15 01:42.28	01:54.16 15 00:11.88	02:06.32 14 00:12.16	02:18.28 14 00:11.95	02:29.84 13 00:11.55	02:42.17 00:12.33	2'42"04	00:35.84	3.98
11 (15)	HIGH SAGE A. NICCO	12	65.52 T5	00:11.52 T5	01:41.98 12 01:41.98	01:53.95 12 00:11.97	02:06.23 13 00:12.27	02:18.26 13 00:12.03	02:29.79 12 00:11.52	02:42.47 00:12.67	2'42"20	00:36.24	3.05
7 (14)	ZOE LA GRIBOUILLE A. POUCHIN	13	65.77 T5	00:11.49 T5	01:42.70 16 01:42.70	01:54.42 16 00:11.72	02:06.49 16 00:12.06	02:18.44 16 00:11.94	02:29.93 14 00:11.49	02:42.36 00:12.42	2'42"26	00:35.86	-0.96
6 (16)	GOLDEN BUCK J. CABRE	14	64.01 T4	00:11.82 T5	01:41.77 10 01:41.77	01:53.80 10 00:12.03	02:06.18 12 00:12.37	02:18.13 11 00:11.95	02:29.96 15 00:11.82	02:42.65 00:12.68	2'42"46	00:36.46	0.95
5 (12)	SPRITZ ORANGE M. EON	15	64.08 T5	00:11.71 T5	01:41.69 9 01:41.69	01:53.76 9 00:12.06	02:05.98 10 00:12.22	02:17.95 9 00:11.96	02:29.66 11 00:11.71	02:42.63 00:12.96	2'42"55	00:36.64	8.02
14 (13)	STUPENDA Q. PERRETTE	16	63.43 T5	00:12.03 T5	01:41.47 7 01:41.47	01:53.64 8 00:12.17	02:05.95 9 00:12.31	02:18.20 12 00:12.24	02:30.23 16 00:12.03	02:45.37 00:15.13	2'45"35	00:39.42	-0.75

Statistiques Tracking
DEAUVILLE
C8 - PRIX DE L'OPERATION GAMBIT - 2500m
samedi 29 février 2020 - 16:10

Cheval **VINY**
 Jockey **Y. ROUSSET**
 Rang d'arrivée **1**
 Temps de parcours **02:41.09**
 Tronçon le plus rapide **00:11.51** (tronçon 400m - 200m)
 Vitesse maximale **65.77** (tronçon 400m - 200m)
 Vitesse moyenne **56.3**

Données de tracking

Tronçons de 200m	DEP 2400m	2400m 2200m	2200m 2000m	2000m 1800m	1800m 1600m	1600m 1400m	1400m 1200m	1200m 1000m	1000m 800m	800m 600m	600m 400m	400m 200m	200m ARR
Temps de parcours	00:10.44	00:23.31	00:36.84	00:50.17	01:03.38	01:16.38	01:29.35	01:41.62	01:53.49	02:05.71	02:17.51	02:29.03	02:41.09
Temps du tronçon	00:10.49	00:12.87	00:13.53	00:13.32	00:13.21	00:12.99	00:12.96	00:12.27	00:11.86	00:12.22	00:11.80	00:11.51	00:12.06
Vitesse moyenne	40.2	56.1	53.1	53.9	54.9	55.4	55.3	58.8	60.8	58.8	61	62.4	59.8

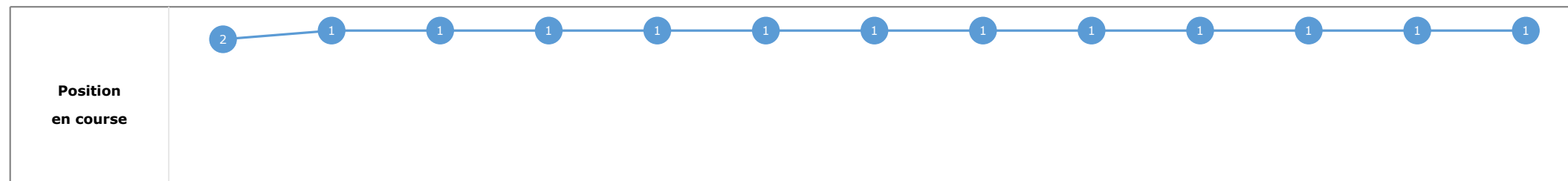
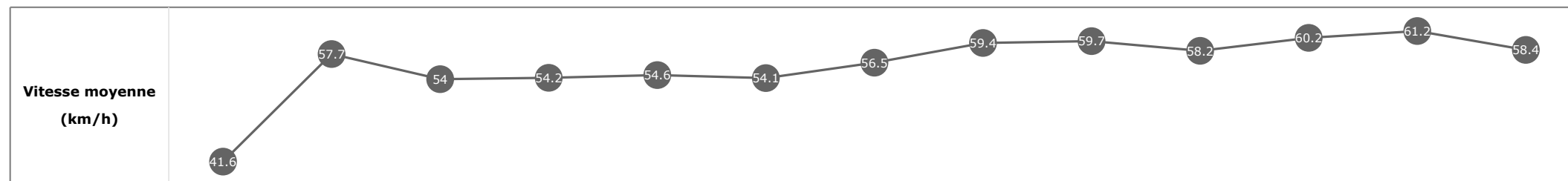


Statistiques Tracking
DEAUVILLE
C8 - PRIX DE L'OPERATION GAMBIT - 2500m
samedi 29 février 2020 - 16:10

Cheval **LILI SPIRIT**
 Jockey **T. PICCONE**
 Rang d'arrivée **2**
 Temps de parcours **02:41.06**
 Tronçon le plus rapide **00:11.83** (tronçon 400m - 200m)
 Vitesse maximale **63.61** (tronçon 400m - 200m)
 Vitesse moyenne **56.3**

Données de tracking

Tronçons de 200m	DEP 2400m	2400m 2200m	2200m 2000m	2000m 1800m	1800m 1600m	1600m 1400m	1400m 1200m	1200m 1000m	1000m 800m	800m 600m	600m 400m	400m 200m	200m ARR
Temps de parcours	00:10.05	00:22.59	00:35.92	00:49.27	01:02.35	01:15.69	01:28.48	01:40.59	01:52.67	02:05.00	02:16.96	02:28.80	02:41.06
Temps du tronçon	00:10.10	00:12.53	00:13.33	00:13.34	00:13.08	00:13.33	00:12.78	00:12.11	00:12.07	00:12.33	00:11.95	00:11.83	00:12.26
Vitesse moyenne	41.6	57.7	54	54.2	54.6	54.1	56.5	59.4	59.7	58.2	60.2	61.2	58.4

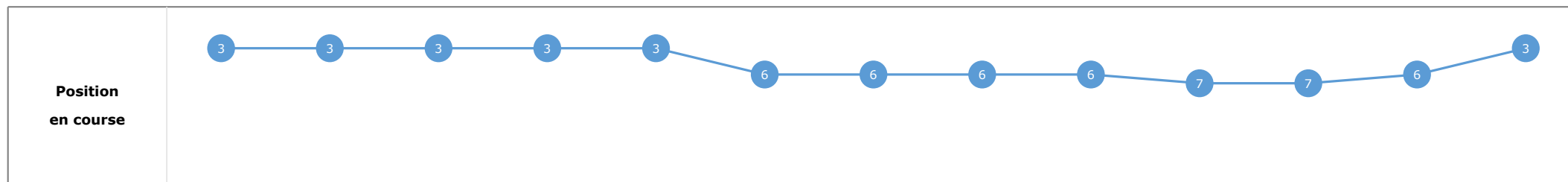
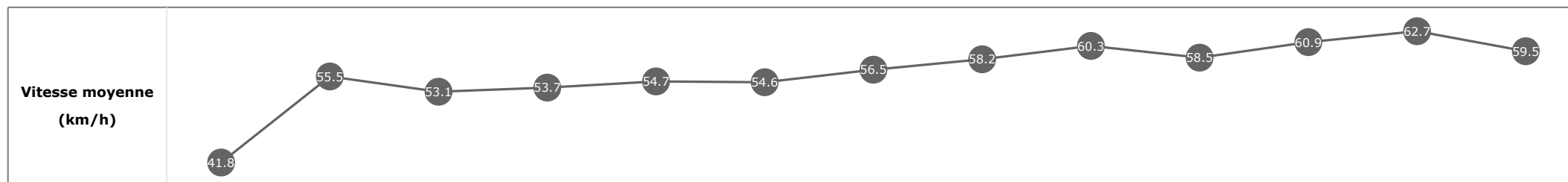


Statistiques Tracking
DEAUVILLE
C8 - PRIX DE L'OPERATION GAMBIT - 2500m
samedi 29 février 2020 - 16:10

Cheval **EASILLY**
 Jockey **S. MAILLOT**
 Rang d'arrivée **3**
 Temps de parcours **02:41.14**
 Tronçon le plus rapide **00:11.49** (tronçon 400m - 200m)
 Vitesse maximale **64.48** (tronçon 600m - 400m)
 Vitesse moyenne **56.2**

Données de tracking

Tronçons de 200m	DEP 2400m	2400m 2200m	2200m 2000m	2000m 1800m	1800m 1600m	1600m 1400m	1400m 1200m	1200m 1000m	1000m 800m	800m 600m	600m 400m	400m 200m	200m ARR
Temps de parcours	00:10.09	00:23.03	00:36.57	00:50.01	01:03.13	01:16.27	01:29.09	01:41.37	01:53.33	02:05.71	02:17.54	02:29.04	02:41.14
Temps du tronçon	00:10.14	00:12.93	00:13.54	00:13.43	00:13.12	00:13.14	00:12.81	00:12.28	00:11.96	00:12.37	00:11.83	00:11.49	00:12.10
Vitesse moyenne	41.8	55.5	53.1	53.7	54.7	54.6	56.5	58.2	60.3	58.5	60.9	62.7	59.5


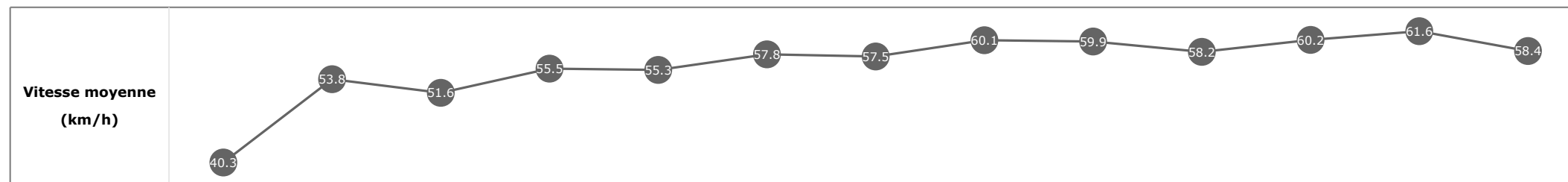


Statistiques Tracking
DEAUVILLE
C8 - PRIX DE L'OPERATION GAMBIT - 2500m
samedi 29 février 2020 - 16:10

Cheval **CROCY**
 Jockey **C. PACAUT**
 Rang d'arrivée **4**
 Temps de parcours **02:41.44**
 Tronçon le plus rapide **00:11.69** (tronçon 400m - 200m)
 Vitesse maximale **64.76** (tronçon 400m - 200m)
 Vitesse moyenne **56.3**

Données de tracking

Tronçons de 200m	DEP 2400m	2400m 2200m	2200m 2000m	2000m 1800m	1800m 1600m	1600m 1400m	1400m 1200m	1200m 1000m	1000m 800m	800m 600m	600m 400m	400m 200m	200m ARR
Temps de parcours	00:10.37	00:23.77	00:37.76	00:50.81	01:03.83	01:16.27	01:28.88	01:40.77	01:52.83	02:05.31	02:17.48	02:29.17	02:41.44
Temps du tronçon	00:10.42	00:13.39	00:13.99	00:13.05	00:13.01	00:12.43	00:12.61	00:11.88	00:12.05	00:12.48	00:12.16	00:11.69	00:12.26
Vitesse moyenne	40.3	53.8	51.6	55.5	55.3	57.8	57.5	60.1	59.9	58.2	60.2	61.6	58.4


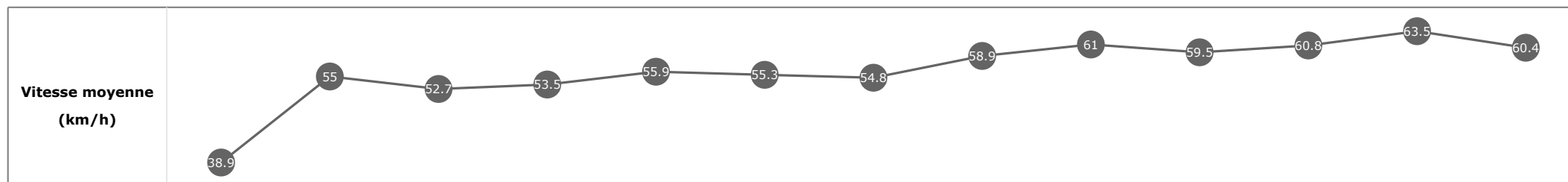


Statistiques Tracking
DEAUVILLE
C8 - PRIX DE L'OPERATION GAMBIT - 2500m
samedi 29 février 2020 - 16:10

Cheval **ZORPEN**
 Jockey **E. HARDOUIN**
 Rang d'arrivée **5**
 Temps de parcours **02:41.30**
 Tronçon le plus rapide **00:11.31** (tronçon 400m - 200m)
 Vitesse maximale **66.13** (tronçon 400m - 200m)
 Vitesse moyenne **56.2**

Données de tracking

Tronçons de 200m	DEP 2400m	2400m 2200m	2200m 2000m	2000m 1800m	1800m 1600m	1600m 1400m	1400m 1200m	1200m 1000m	1000m 800m	800m 600m	600m 400m	400m 200m	200m ARR
Temps de parcours	00:10.76	00:23.86	00:37.60	00:50.97	01:03.90	01:16.85	01:30.03	01:42.25	01:54.10	02:06.14	02:18.02	02:29.34	02:41.30
Temps du tronçon	00:10.81	00:13.09	00:13.73	00:13.37	00:12.93	00:12.95	00:13.17	00:12.21	00:11.85	00:12.04	00:11.87	00:11.31	00:11.96
Vitesse moyenne	38.9	55	52.7	53.5	55.9	55.3	54.8	58.9	61	59.5	60.8	63.5	60.4

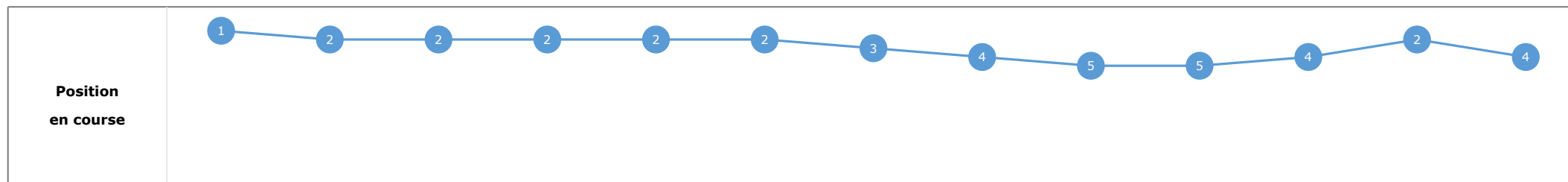
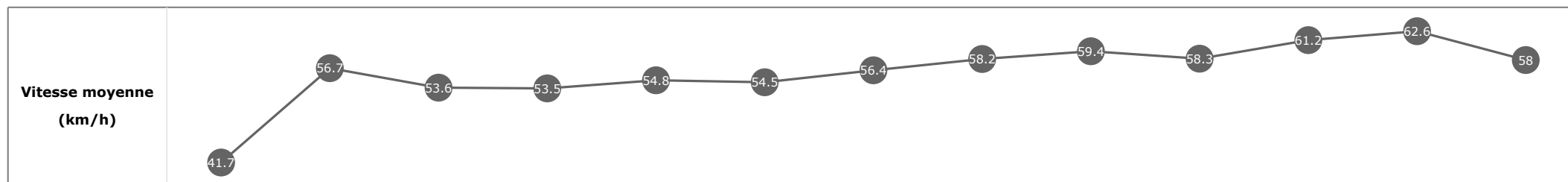


Statistiques Tracking
DEAUVILLE
C8 - PRIX DE L'OPERATION GAMBIT - 2500m
samedi 29 février 2020 - 16:10

Cheval **DOME DE LA BLAIRIE**
 Jockey **M. JUSTUM**
 Rang d'arrivée **6**
 Temps de parcours **02:41.23**
 Tronçon le plus rapide **00:11.54** (tronçon 400m - 200m)
 Vitesse maximale **65.84** (tronçon 400m - 200m)
 Vitesse moyenne **56.2**

Données de tracking

Tronçons de 200m	DEP 2400m	2400m 2200m	2200m 2000m	2000m 1800m	1800m 1600m	1600m 1400m	1400m 1200m	1200m 1000m	1000m 800m	800m 600m	600m 400m	400m 200m	200m ARR
Temps de parcours	00:10.04	00:22.79	00:36.20	00:49.68	01:02.75	01:15.95	01:28.73	01:41.06	01:53.16	02:05.59	02:17.33	02:28.88	02:41.23
Temps du tronçon	00:10.09	00:12.74	00:13.41	00:13.47	00:13.07	00:13.19	00:12.78	00:12.33	00:12.09	00:12.43	00:11.73	00:11.54	00:12.35
Vitesse moyenne	41.7	56.7	53.6	53.5	54.8	54.5	56.4	58.2	59.4	58.3	61.2	62.6	58

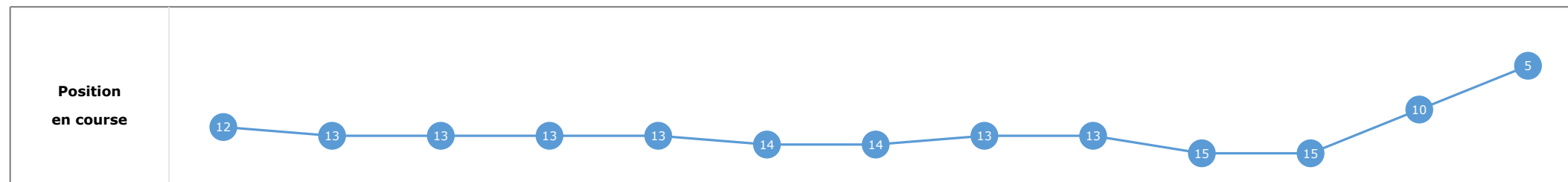
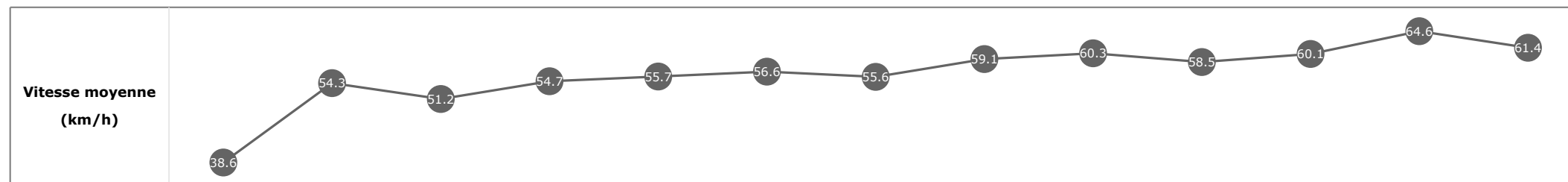


Statistiques Tracking
DEAUVILLE
C8 - PRIX DE L'OPERATION GAMBIT - 2500m
samedi 29 février 2020 - 16:10

Cheval **DEVIL'S EYE**
 Jockey **A. LEMAITRE**
 Rang d'arrivée **7**
 Temps de parcours **02:41.23**
 Tronçon le plus rapide **00:11.17** (tronçon 400m - 200m)
 Vitesse maximale **66.31** (tronçon 400m - 200m)
 Vitesse moyenne **56.2**

Données de tracking

Tronçons de 200m	DEP 2400m	2400m 2200m	2200m 2000m	2000m 1800m	1800m 1600m	1600m 1400m	1400m 1200m	1200m 1000m	1000m 800m	800m 600m	600m 400m	400m 200m	200m ARR
Temps de parcours	00:10.85	00:24.18	00:38.17	00:51.33	01:04.30	01:17.00	01:29.98	01:42.13	01:54.10	02:06.34	02:18.35	02:29.52	02:41.23
Temps du tronçon	00:10.90	00:13.32	00:13.98	00:13.16	00:12.96	00:12.70	00:12.97	00:12.15	00:11.96	00:12.24	00:12.00	00:11.17	00:11.71
Vitesse moyenne	38.6	54.3	51.2	54.7	55.7	56.6	55.6	59.1	60.3	58.5	60.1	64.6	61.4


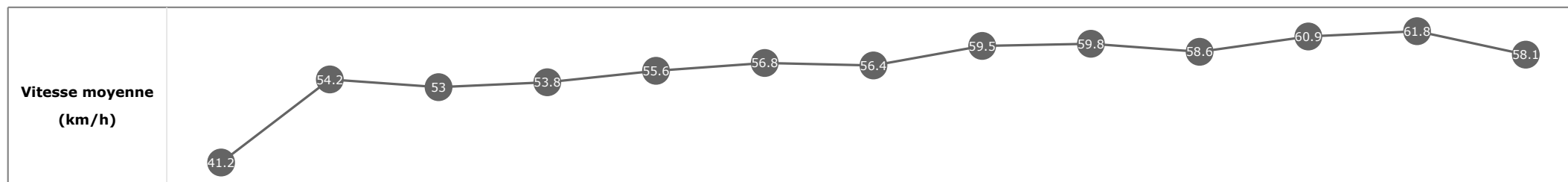


Statistiques Tracking
DEAUVILLE
C8 - PRIX DE L'OPERATION GAMBIT - 2500m
samedi 29 février 2020 - 16:10

Cheval **CERTALDO**
 Jockey **J. AUGÉ**
 Rang d'arrivée **8**
 Temps de parcours **02:41.40**
 Tronçon le plus rapide **00:11.62** (tronçon 400m - 200m)
 Vitesse maximale **63.83** (tronçon 400m - 200m)
 Vitesse moyenne **56.2**

Données de tracking

Tronçons de 200m	DEP 2400m	2400m 2200m	2200m 2000m	2000m 1800m	1800m 1600m	1600m 1400m	1400m 1200m	1200m 1000m	1000m 800m	800m 600m	600m 400m	400m 200m	200m ARR
Temps de parcours	00:10.21	00:23.44	00:37.10	00:50.46	01:03.45	01:16.19	01:28.92	01:41.09	01:53.12	02:05.44	02:17.32	02:28.95	02:41.40
Temps du tronçon	00:10.26	00:13.23	00:13.65	00:13.36	00:12.99	00:12.74	00:12.73	00:12.16	00:12.03	00:12.32	00:11.88	00:11.62	00:12.44
Vitesse moyenne	41.2	54.2	53	53.8	55.6	56.8	56.4	59.5	59.8	58.6	60.9	61.8	58.1

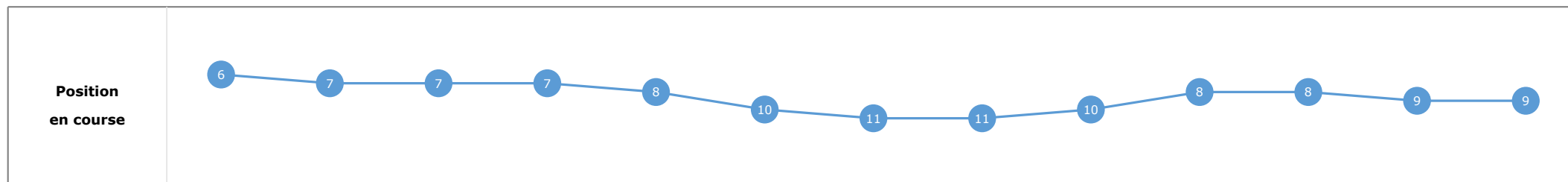
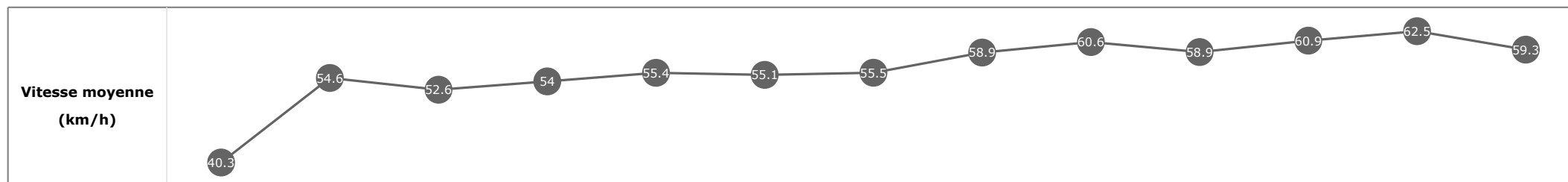


Statistiques Tracking
DEAUVILLE
C8 - PRIX DE L'OPERATION GAMBIT - 2500m
samedi 29 février 2020 - 16:10

Cheval **RESTLESS**
 Jockey **C. LECOEUVRE**
 Rang d'arrivée **9**
 Temps de parcours **02:41.45**
 Tronçon le plus rapide **00:11.56** (tronçon 400m - 200m)
 Vitesse maximale **66.38** (tronçon 400m - 200m)
 Vitesse moyenne **56.1**

Données de tracking

Tronçons de 200m	DEP 2400m	2400m 2200m	2200m 2000m	2000m 1800m	1800m 1600m	1600m 1400m	1400m 1200m	1200m 1000m	1000m 800m	800m 600m	600m 400m	400m 200m	200m ARR
Temps de parcours	00:10.36	00:23.56	00:37.26	00:50.62	01:03.68	01:16.66	01:29.66	01:41.92	01:53.80	02:05.94	02:17.81	02:29.38	02:41.45
Temps du tronçon	00:10.41	00:13.20	00:13.69	00:13.36	00:13.05	00:12.98	00:12.99	00:12.26	00:11.87	00:12.14	00:11.87	00:11.56	00:12.06
Vitesse moyenne	40.3	54.6	52.6	54	55.4	55.1	55.5	58.9	60.6	58.9	60.9	62.5	59.3

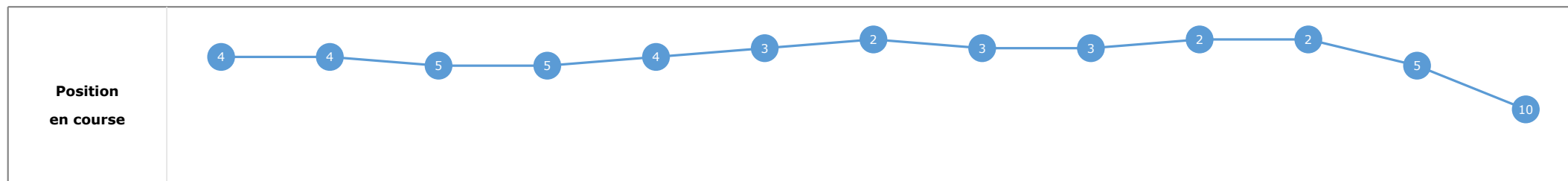
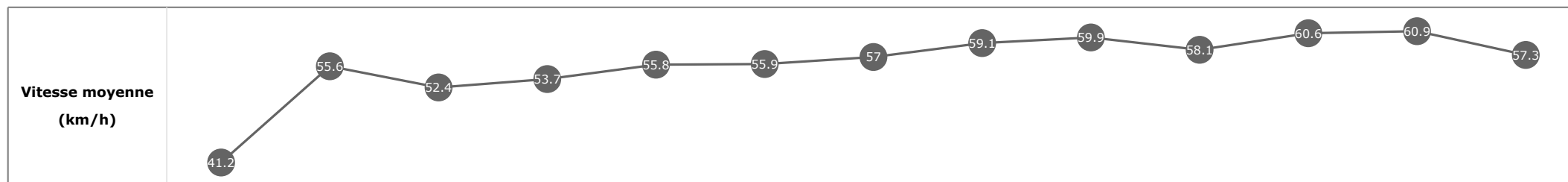


Statistiques Tracking
DEAUVILLE
C8 - PRIX DE L'OPERATION GAMBIT - 2500m
samedi 29 février 2020 - 16:10

Cheval **MONSIEUR BANDIDO**
 Jockey **E. ETIENNE**
 Rang d'arrivée **10**
 Temps de parcours **02:41.56**
 Tronçon le plus rapide **00:11.81** (tronçon 400m - 200m)
 Vitesse maximale **64.04** (tronçon 400m - 200m)
 Vitesse moyenne **56.1**

Données de tracking

Tronçons de 200m	DEP 2400m	2400m 2200m	2200m 2000m	2000m 1800m	1800m 1600m	1600m 1400m	1400m 1200m	1200m 1000m	1000m 800m	800m 600m	600m 400m	400m 200m	200m ARR
Temps de parcours	00:10.15	00:23.13	00:36.87	00:50.34	01:03.22	01:16.11	01:28.73	01:40.92	01:52.98	02:05.27	02:17.22	02:29.03	02:41.56
Temps du tronçon	00:10.21	00:12.97	00:13.74	00:13.46	00:12.88	00:12.88	00:12.61	00:12.19	00:12.05	00:12.29	00:11.94	00:11.81	00:12.53
Vitesse moyenne	41.2	55.6	52.4	53.7	55.8	55.9	57	59.1	59.9	58.1	60.6	60.9	57.3

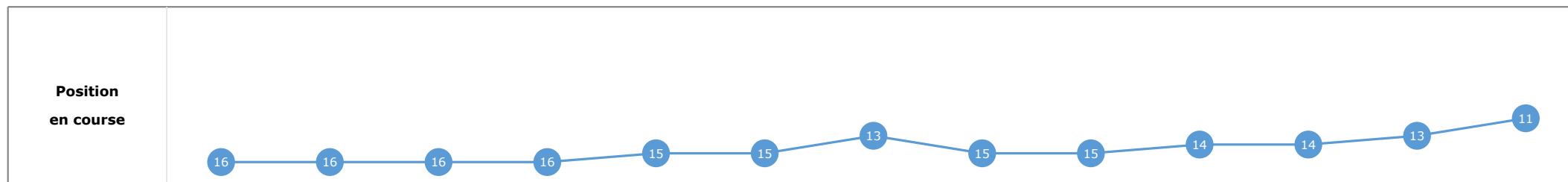
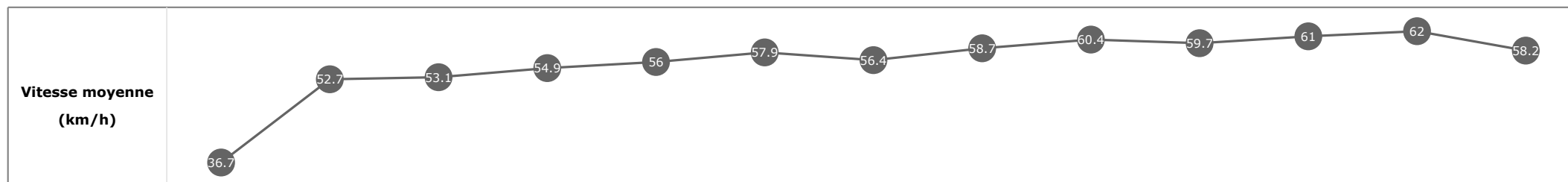


Statistiques Tracking
DEAUVILLE
C8 - PRIX DE L'OPERATION GAMBIT - 2500m
samedi 29 février 2020 - 16:10

Cheval **ASTERDINI**
 Jockey **J. GUILLOCHON**
 Rang d'arrivée **11**
 Temps de parcours **02:42.17**
 Tronçon le plus rapide **00:11.55** (tronçon 400m - 200m)
 Vitesse maximale **65.63** (tronçon 200m - ARR)
 Vitesse moyenne **56**

Données de tracking

Tronçons de 200m	DEP 2400m	2400m 2200m	2200m 2000m	2000m 1800m	1800m 1600m	1600m 1400m	1400m 1200m	1200m 1000m	1000m 800m	800m 600m	600m 400m	400m 200m	200m ARR
Temps de parcours	00:11.44	00:25.17	00:38.73	00:51.90	01:04.78	01:17.15	01:29.94	01:42.28	01:54.16	02:06.32	02:18.28	02:29.84	02:42.17
Temps du tronçon	00:11.49	00:13.73	00:13.55	00:13.17	00:12.87	00:12.37	00:12.78	00:12.34	00:11.88	00:12.16	00:11.95	00:11.55	00:12.33
Vitesse moyenne	36.7	52.7	53.1	54.9	56	57.9	56.4	58.7	60.4	59.7	61	62	58.2


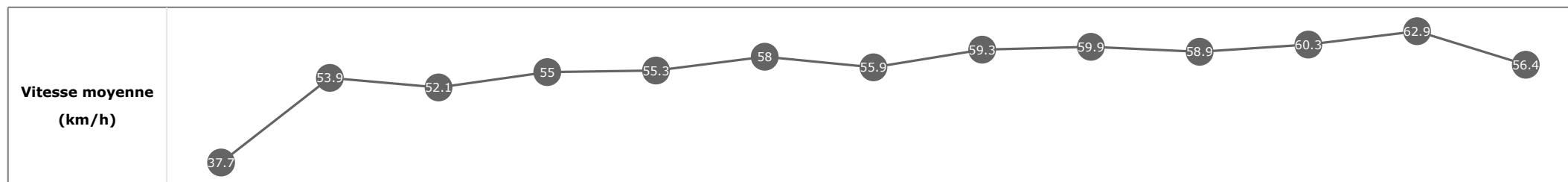


Statistiques Tracking
DEAUVILLE
C8 - PRIX DE L'OPERATION GAMBIT - 2500m
samedi 29 février 2020 - 16:10

Cheval **HIGH SAGE**
 Jockey **A. NICCO**
 Rang d'arrivée **12**
 Temps de parcours **02:42.47**
 Tronçon le plus rapide **00:11.52** (tronçon 400m - 200m)
 Vitesse maximale **65.52** (tronçon 400m - 200m)
 Vitesse moyenne **55.9**

Données de tracking

Tronçons de 200m	DEP 2400m	2400m 2200m	2200m 2000m	2000m 1800m	1800m 1600m	1600m 1400m	1400m 1200m	1200m 1000m	1000m 800m	800m 600m	600m 400m	400m 200m	200m ARR
Temps de parcours	00:11.14	00:24.47	00:38.35	00:51.49	01:04.45	01:16.91	01:29.81	01:41.98	01:53.95	02:06.23	02:18.26	02:29.79	02:42.47
Temps du tronçon	00:11.19	00:13.33	00:13.88	00:13.14	00:12.95	00:12.46	00:12.89	00:12.17	00:11.97	00:12.27	00:12.03	00:11.52	00:12.67
Vitesse moyenne	37.7	53.9	52.1	55	55.3	58	55.9	59.3	59.9	58.9	60.3	62.9	56.4


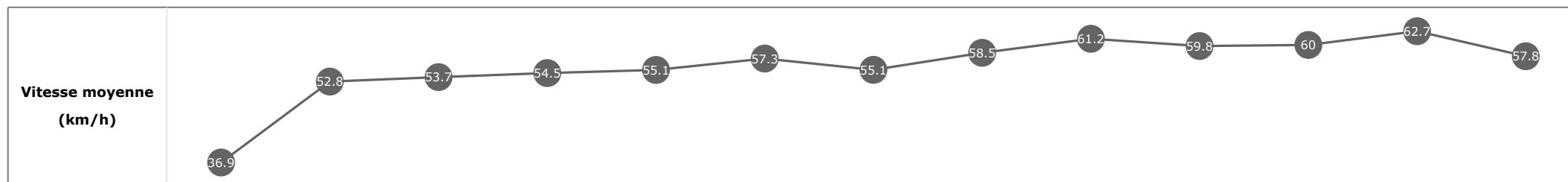


Statistiques Tracking
DEAUVILLE
C8 - PRIX DE L'OPERATION GAMBIT - 2500m
samedi 29 février 2020 - 16:10

Cheval **ZOE LA GRIBOUILLE**
 Jockey **A. POUCHIN**
 Rang d'arrivée **13**
 Temps de parcours **02:42.36**
 Tronçon le plus rapide **00:11.49** (tronçon 400m - 200m)
 Vitesse maximale **65.77** (tronçon 400m - 200m)
 Vitesse moyenne **55.8**

Données de tracking

Tronçons de 200m	DEP 2400m	2400m 2200m	2200m 2000m	2000m 1800m	1800m 1600m	1600m 1400m	1400m 1200m	1200m 1000m	1000m 800m	800m 600m	600m 400m	400m 200m	200m ARR
Temps de parcours	00:11.42	00:25.04	00:38.49	00:51.69	01:04.78	01:17.25	01:30.38	01:42.70	01:54.42	02:06.49	02:18.44	02:29.93	02:42.36
Temps du tronçon	00:11.47	00:13.62	00:13.45	00:13.20	00:13.08	00:12.47	00:13.13	00:12.31	00:11.72	00:12.06	00:11.94	00:11.49	00:12.42
Vitesse moyenne	36.9	52.8	53.7	54.5	55.1	57.3	55.1	58.5	61.2	59.8	60	62.7	57.8

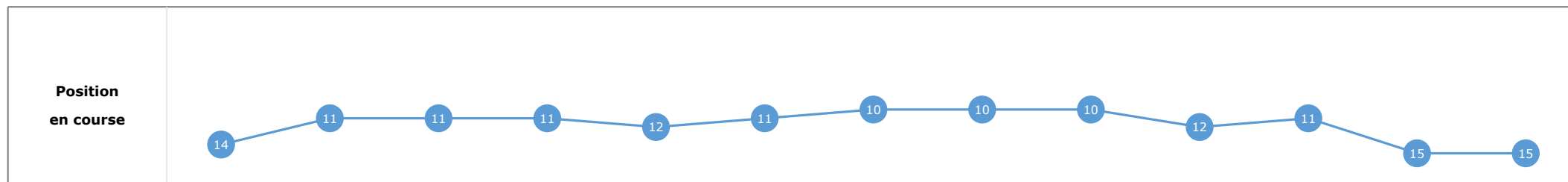
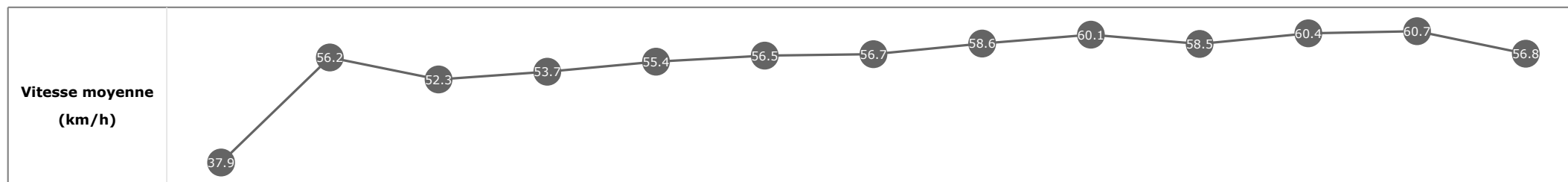


Statistiques Tracking
DEAUVILLE
C8 - PRIX DE L'OPERATION GAMBIT - 2500m
samedi 29 février 2020 - 16:10

Cheval **GOLDEN BUCK**
 Jockey **J. CABRE**
 Rang d'arrivée **14**
 Temps de parcours **02:42.65**
 Tronçon le plus rapide **00:11.82** (tronçon 400m - 200m)
 Vitesse maximale **64.01** (tronçon 600m - 400m)
 Vitesse moyenne **55.7**

Données de tracking

Tronçons de 200m	DEP 2400m	2400m 2200m	2200m 2000m	2000m 1800m	1800m 1600m	1600m 1400m	1400m 1200m	1200m 1000m	1000m 800m	800m 600m	600m 400m	400m 200m	200m ARR
Temps de parcours	00:11.18	00:24.00	00:37.77	00:51.12	01:04.06	01:16.82	01:29.57	01:41.77	01:53.80	02:06.18	02:18.13	02:29.96	02:42.65
Temps du tronçon	00:11.23	00:12.81	00:13.77	00:13.34	00:12.93	00:12.76	00:12.75	00:12.19	00:12.03	00:12.37	00:11.95	00:11.82	00:12.68
Vitesse moyenne	37.9	56.2	52.3	53.7	55.4	56.5	56.7	58.6	60.1	58.5	60.4	60.7	56.8

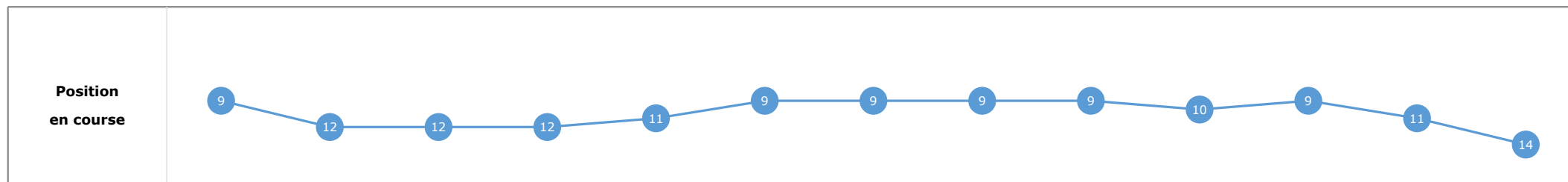
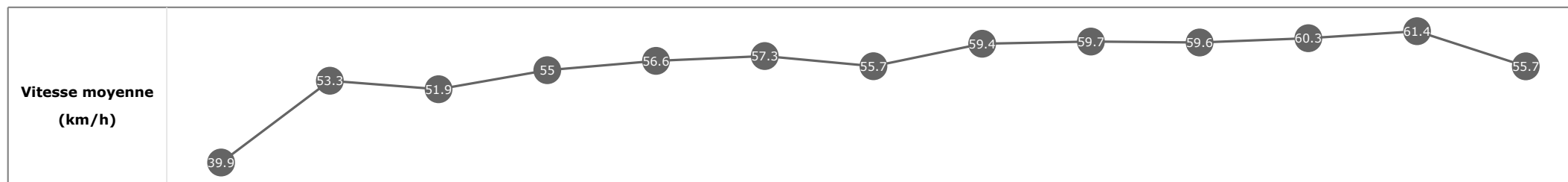


Statistiques Tracking
DEAUVILLE
C8 - PRIX DE L'OPERATION GAMBIT - 2500m
samedi 29 février 2020 - 16:10

Cheval **SPRITZ ORANGE**
 Jockey M. EON
 Rang d'arrivée **15**
 Temps de parcours **02:42.63**
 Tronçon le plus rapide **00:11.71** (tronçon 400m - 200m)
 Vitesse maximale **64.08** (tronçon 400m - 200m)
 Vitesse moyenne **55.9**

Données de tracking

Tronçons de 200m	DEP 2400m	2400m 2200m	2200m 2000m	2000m 1800m	1800m 1600m	1600m 1400m	1400m 1200m	1200m 1000m	1000m 800m	800m 600m	600m 400m	400m 200m	200m ARR
Temps de parcours	00:10.58	00:24.09	00:38.00	00:51.13	01:03.99	01:16.60	01:29.47	01:41.69	01:53.76	02:05.98	02:17.95	02:29.66	02:42.63
Temps du tronçon	00:10.63	00:13.51	00:13.90	00:13.13	00:12.86	00:12.60	00:12.86	00:12.22	00:12.06	00:12.22	00:11.96	00:11.71	00:12.96
Vitesse moyenne	39.9	53.3	51.9	55	56.6	57.3	55.7	59.4	59.7	59.6	60.3	61.4	55.7



Statistiques Tracking
DEAUVILLE
C8 - PRIX DE L'OPERATION GAMBIT - 2500m
samedi 29 février 2020 - 16:10

Cheval **STUPENDA**
 Jockey **Q. PERRETTE**
 Rang d'arrivée **16**
 Temps de parcours **02:45.37**
 Tronçon le plus rapide **00:12.03** (tronçon 400m - 200m)
 Vitesse maximale **63.43** (tronçon 400m - 200m)
 Vitesse moyenne **54.8**

Données de tracking

Tronçons de 200m	DEP 2400m	2400m 2200m	2200m 2000m	2000m 1800m	1800m 1600m	1600m 1400m	1400m 1200m	1200m 1000m	1000m 800m	800m 600m	600m 400m	400m 200m	200m ARR
Temps de parcours	00:10.62	00:23.78	00:37.42	00:50.79	01:03.67	01:16.54	01:29.30	01:41.47	01:53.64	02:05.95	02:18.20	02:30.23	02:45.37
Temps du tronçon	00:10.67	00:13.15	00:13.64	00:13.36	00:12.87	00:12.87	00:12.75	00:12.16	00:12.17	00:12.31	00:12.24	00:12.03	00:15.13
Vitesse moyenne	39.6	54.9	52.6	53.8	55.5	55.9	56.7	58.9	59.5	58.5	59.1	59.7	47.4

