

**Statistiques Tracking**  
**CHANTILLY**  
**C2 - PRIX DE LA TRAVERSIERE - 1900m**  
**mardi 3 mars 2020 - 14:25**


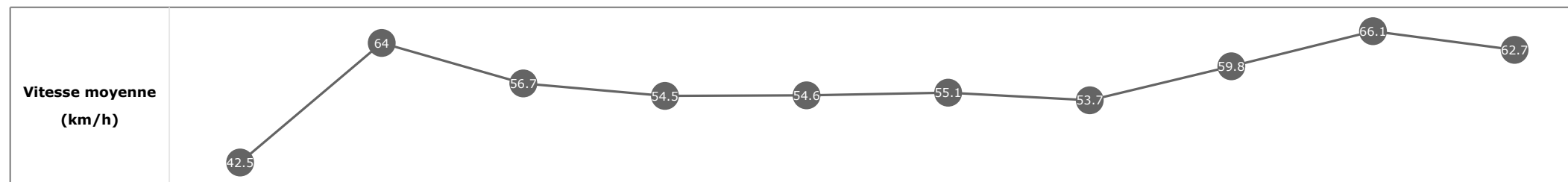
Partant (corde)	Cheval	Arrivée officielle	Tronçons de 200m		DEP - 1000m	1000m - 800m	800m - 600m	600m - 400m	400m - 200m	200m - ARR	Temps officiel	Derniers 600m	Parcouru vs. 1er
			Vitesse Max	200m les plus rapides	Temps passage en tête	Durée du tronçon	00:58.12	01:11.26	01:24.62	01:36.75			
					T1	T2	T3	T4	T5	T6			
8 (7)	<b>ANOTHER SKY</b> A. LEMAITRE	1	69.19 T5	00:10.90 T5	<b>00:58.12</b> 1 00:58.12	<b>01:11.26</b> 1 00:13.14	<b>01:24.62</b> 1 00:13.35	<b>01:36.75</b> 1 00:12.13	<b>01:47.65</b> 1 00:10.90	<b>01:59.14</b> 00:11.48	1'59"63	00:34.51	
9 (6)	<b>GALAWI</b> M. GUYON	2	68.65 T1	00:11.11 T5	<b>00:58.73</b> 5 00:58.73	<b>01:11.99</b> 6 00:13.25	<b>01:25.16</b> 6 00:13.16	<b>01:37.22</b> 5 00:12.06	<b>01:48.34</b> 3 00:11.11	<b>01:59.84</b> 00:11.50	2'00"33	00:34.68	-0.44
1 (8)	<b>CLASSICAL WAVE</b> A. BADEL	3	68.72 T1	00:11.30 T1	<b>00:58.35</b> 2 00:58.35	<b>01:11.42</b> 2 00:13.07	<b>01:24.68</b> 2 00:13.26	<b>01:36.88</b> 2 00:12.19	<b>01:48.20</b> 2 00:11.32	<b>02:00.03</b> 00:11.82	2'00"50	00:35.34	0.15
10 (5)	<b>MONTESCO</b> A. HAMELIN	4	69.37 T1	00:11.35 T5	<b>00:58.58</b> 4 00:58.58	<b>01:11.77</b> 4 00:13.18	<b>01:24.96</b> 4 00:13.19	<b>01:37.05</b> 3 00:12.09	<b>01:48.40</b> 4 00:11.35	<b>02:00.05</b> 00:11.64	2'00"51	00:35.09	0.09
7 (1)	<b>GREAT DEAL</b> C. DEMURO	5	66.92 T5	00:11.26 T5	<b>00:59.06</b> 7 00:59.06	<b>01:12.21</b> 7 00:13.14	<b>01:25.32</b> 7 00:13.11	<b>01:37.38</b> 7 00:12.05	<b>01:48.64</b> 6 00:11.26	<b>02:00.19</b> 00:11.54	2'00"56	00:34.86	-0.51
4 (9)	<b>EDGAR BEST</b> E. HARDOUIN	6	66.92 T5	00:11.28 T5	<b>00:59.34</b> 10 00:59.34	<b>01:12.67</b> 10 00:13.32	<b>01:25.68</b> 10 00:13.01	<b>01:37.58</b> 10 00:11.90	<b>01:48.87</b> 9 00:11.28	<b>02:00.29</b> 00:11.42	2'00"74	00:34.61	-0.85
5 (2)	<b>FEENISSIME</b> S. PASQUIER	7	68.33 T1	00:11.40 T5	<b>00:58.89</b> 6 00:58.89	<b>01:11.92</b> 5 00:13.03	<b>01:25.10</b> 5 00:13.17	<b>01:37.08</b> 4 00:11.98	<b>01:48.49</b> 5 00:11.40	<b>02:00.37</b> 00:11.88	2'00"78	00:35.26	0.11
2 (4)	<b>BRING ON THE NIGHT</b> PC. BOUDOT	8	67.82 T5	00:11.34 T5	<b>00:59.12</b> 8 00:59.12	<b>01:12.35</b> 8 00:13.23	<b>01:25.49</b> 8 00:13.13	<b>01:37.38</b> 7 00:11.89	<b>01:48.73</b> 8 00:11.34	<b>02:00.40</b> 00:11.67	2'00"86	00:34.91	-2.02
6 (10)	<b>GALINELSON</b> M. BARZALONA	9	67.97 T5	00:11.23 T5	<b>00:59.32</b> 9 00:59.32	<b>01:12.51</b> 9 00:13.19	<b>01:25.52</b> 9 00:13.01	<b>01:37.47</b> 9 00:11.94	<b>01:48.70</b> 7 00:11.23	<b>02:00.56</b> 00:11.86	2'01"19	00:35.04	0.98
3 (3)	<b>LITTLE LIE</b> T. PICCONE	10	69.26 T1	00:11.39 T1	<b>00:58.57</b> 3 00:58.57	<b>01:11.61</b> 3 00:13.04	<b>01:24.86</b> 3 00:13.24	<b>01:37.23</b> 6 00:12.37	<b>01:49.19</b> 10 00:11.95	<b>02:02.19</b> 00:13.00	2'02"74	00:37.33	-0.18

**Statistiques Tracking**  
**CHANTILLY**  
**C2 - PRIX DE LA TRAVERSIERE - 1900m**  
**mardi 3 mars 2020 - 14:25**

Cheval **ANOTHER SKY**  
 Jockey A. LEMAITRE  
 Rang d'arrivée **1**  
 Temps de parcours **01:59.14**  
 Tronçon le plus rapide **00:10.90** (tronçon 400m - 200m)  
 Vitesse maximale **69.19** (tronçon 400m - 200m)  
 Vitesse moyenne **57.2**

**Données de tracking**

Tronçons de 200m	DEP 1800m	1800m 1600m	1600m 1400m	1400m 1200m	1200m 1000m	1000m 800m	800m 600m	600m 400m	400m 200m	200m ARR
<b>Temps de parcours</b>	<b>00:07.77</b>	<b>00:19.05</b>	<b>00:31.76</b>	<b>00:44.97</b>	<b>00:58.12</b>	<b>01:11.26</b>	<b>01:24.62</b>	<b>01:36.75</b>	<b>01:47.65</b>	<b>01:59.14</b>
Temps du tronçon	00:07.77	00:11.28	00:12.70	00:13.21	00:13.15	00:13.14	00:13.35	00:12.13	00:10.90	00:11.48
<b>Vitesse moyenne</b>	42.5	64	56.7	54.5	54.6	55.1	53.7	59.8	66.1	62.7

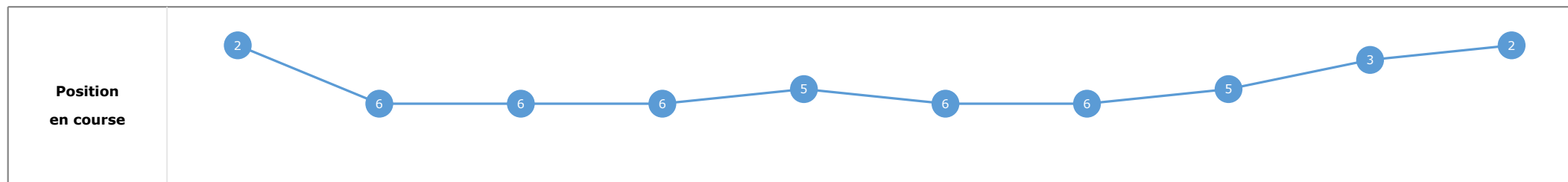
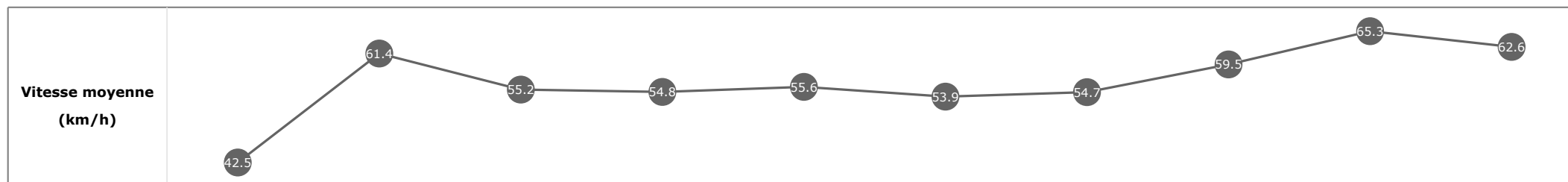


**Statistiques Tracking**  
**CHANTILLY**  
**C2 - PRIX DE LA TRAVERSIERE - 1900m**  
**mardi 3 mars 2020 - 14:25**

Cheval **GALAWI**  
 Jockey **M. GUYON**  
 Rang d'arrivée **2**  
 Temps de parcours **01:59.84**  
 Tronçon le plus rapide **00:11.11** (tronçon 400m - 200m)  
 Vitesse maximale **68.65** (tronçon 1800m - 1600m)  
 Vitesse moyenne **56.9**

**Données de tracking**

Tronçons de 200m	DEP 1800m	1800m 1600m	1600m 1400m	1400m 1200m	1200m 1000m	1000m 800m	800m 600m	600m 400m	400m 200m	200m ARR
<b>Temps de parcours</b>	<b>00:07.78</b>	<b>00:19.54</b>	<b>00:32.52</b>	<b>00:45.76</b>	<b>00:58.73</b>	<b>01:11.99</b>	<b>01:25.16</b>	<b>01:37.22</b>	<b>01:48.34</b>	<b>01:59.84</b>
Temps du tronçon	00:07.78	00:11.76	00:12.98	00:13.24	00:12.97	00:13.25	00:13.16	00:12.06	00:11.11	00:11.50
<b>Vitesse moyenne</b>	42.5	61.4	55.2	54.8	55.6	53.9	54.7	59.5	65.3	62.6

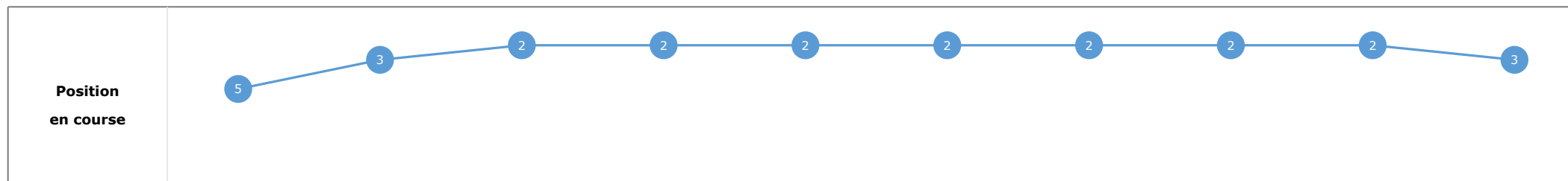
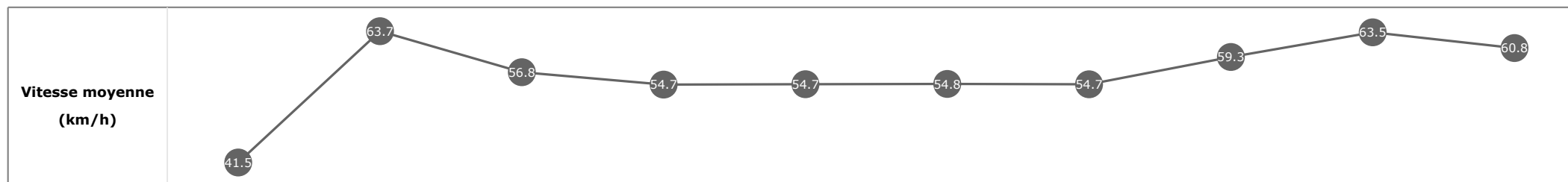


**Statistiques Tracking**  
**CHANTILLY**  
**C2 - PRIX DE LA TRAVERSIERE - 1900m**  
**mardi 3 mars 2020 - 14:25**

Cheval **CLASSICAL WAVE**  
 Jockey **A. BADEL**  
 Rang d'arrivée **3**  
 Temps de parcours **02:00.03**  
 Tronçon le plus rapide **00:11.30** (tronçon 1800m - 1600m)  
 Vitesse maximale **68.72** (tronçon 1800m - 1600m)  
 Vitesse moyenne **56.8**

**Données de tracking**

Tronçons de 200m	DEP 1800m	1800m 1600m	1600m 1400m	1400m 1200m	1200m 1000m	1000m 800m	800m 600m	600m 400m	400m 200m	200m ARR
<b>Temps de parcours</b>	<b>00:07.91</b>	<b>00:19.22</b>	<b>00:31.97</b>	<b>00:45.17</b>	<b>00:58.35</b>	<b>01:11.42</b>	<b>01:24.68</b>	<b>01:36.88</b>	<b>01:48.20</b>	<b>02:00.03</b>
Temps du tronçon	00:07.91	00:11.30	00:12.75	00:13.19	00:13.17	00:13.07	00:13.26	00:12.19	00:11.32	00:11.82
<b>Vitesse moyenne</b>	41.5	63.7	56.8	54.7	54.7	54.8	54.7	59.3	63.5	60.8

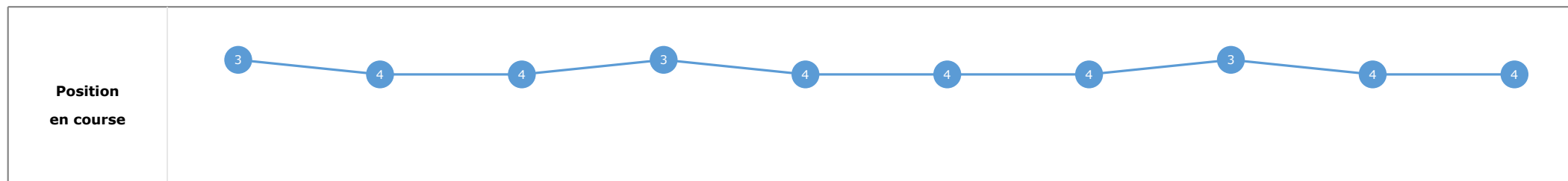
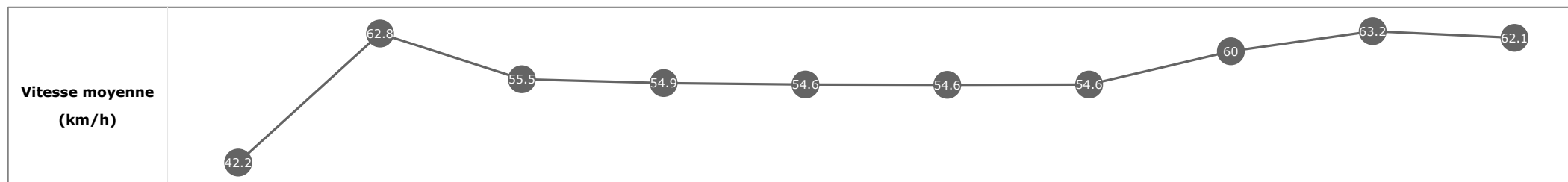


**Statistiques Tracking**  
**CHANTILLY**  
**C2 - PRIX DE LA TRAVERSIERE - 1900m**  
**mardi 3 mars 2020 - 14:25**

Cheval **MONTESCO**  
 Jockey **A. HAMELIN**  
 Rang d'arrivée **4**  
 Temps de parcours **02:00.05**  
 Tronçon le plus rapide **00:11.35** (tronçon 400m - 200m)  
 Vitesse maximale **69.37** (tronçon 1800m - 1600m)  
 Vitesse moyenne **56.8**

**Données de tracking**

Tronçons de 200m	DEP 1800m	1800m 1600m	1600m 1400m	1400m 1200m	1200m 1000m	1000m 800m	800m 600m	600m 400m	400m 200m	200m ARR
<b>Temps de parcours</b>	<b>00:07.80</b>	<b>00:19.28</b>	<b>00:32.23</b>	<b>00:45.44</b>	<b>00:58.58</b>	<b>01:11.77</b>	<b>01:24.96</b>	<b>01:37.05</b>	<b>01:48.40</b>	<b>02:00.05</b>
Temps du tronçon	00:07.80	00:11.48	00:12.94	00:13.21	00:13.13	00:13.18	00:13.19	00:12.09	00:11.35	00:11.64
<b>Vitesse moyenne</b>	42.2	62.8	55.5	54.9	54.6	54.6	54.6	60	63.2	62.1

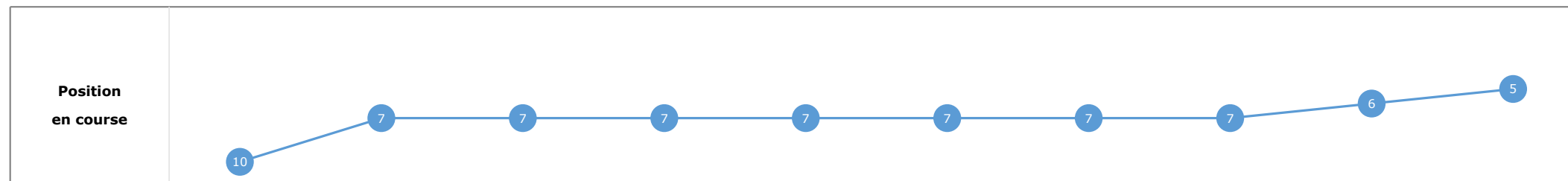
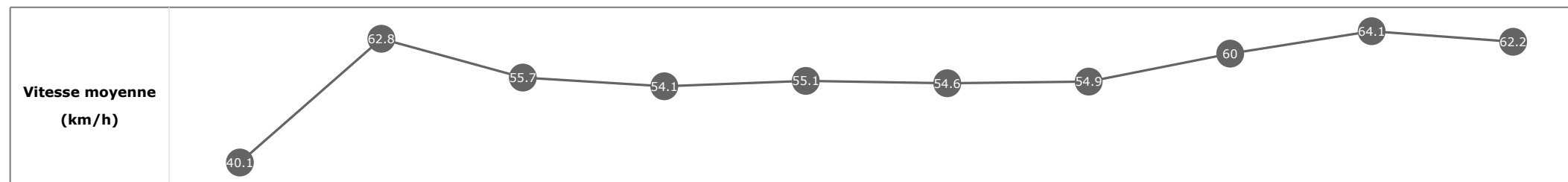


**Statistiques Tracking**  
**CHANTILLY**  
**C2 - PRIX DE LA TRAVERSIERE - 1900m**  
**mardi 3 mars 2020 - 14:25**

Cheval **GREAT DEAL**  
 Jockey **C. DEMURO**  
 Rang d'arrivée **5**  
 Temps de parcours **02:00.19**  
 Tronçon le plus rapide **00:11.26** (tronçon 400m - 200m)  
 Vitesse maximale **66.92** (tronçon 400m - 200m)  
 Vitesse moyenne **56.7**

**Données de tracking**

Tronçons de 200m	DEP 1800m	1800m 1600m	1600m 1400m	1400m 1200m	1200m 1000m	1000m 800m	800m 600m	600m 400m	400m 200m	200m ARR
<b>Temps de parcours</b>	<b>00:08.20</b>	<b>00:19.74</b>	<b>00:32.66</b>	<b>00:45.97</b>	<b>00:59.06</b>	<b>01:12.21</b>	<b>01:25.32</b>	<b>01:37.38</b>	<b>01:48.64</b>	<b>02:00.19</b>
Temps du tronçon	00:08.20	00:11.54	00:12.91	00:13.31	00:13.09	00:13.14	00:13.11	00:12.05	00:11.26	00:11.54
<b>Vitesse moyenne</b>	40.1	62.8	55.7	54.1	55.1	54.6	54.9	60	64.1	62.2

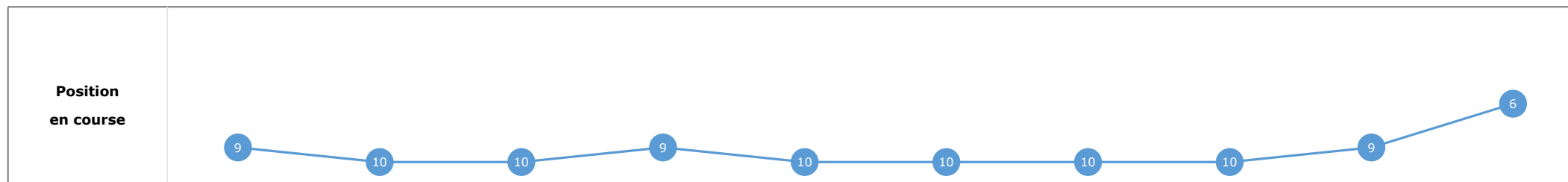
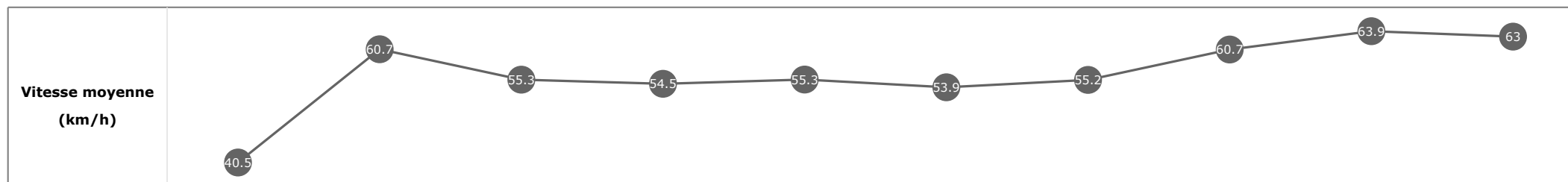


**Statistiques Tracking**  
**CHANTILLY**  
**C2 - PRIX DE LA TRAVERSIERE - 1900m**  
**mardi 3 mars 2020 - 14:25**

Cheval **EDGAR BEST**  
 Jockey **E. HARDOUIN**  
 Rang d'arrivée **6**  
 Temps de parcours **02:00.29**  
 Tronçon le plus rapide **00:11.28** (tronçon 400m - 200m)  
 Vitesse maximale **66.92** (tronçon 400m - 200m)  
 Vitesse moyenne **56.7**

**Données de tracking**

Tronçons de 200m	DEP 1800m	1800m 1600m	1600m 1400m	1400m 1200m	1200m 1000m	1000m 800m	800m 600m	600m 400m	400m 200m	200m ARR
<b>Temps de parcours</b>	<b>00:08.17</b>	<b>00:20.01</b>	<b>00:33.08</b>	<b>00:46.29</b>	<b>00:59.34</b>	<b>01:12.67</b>	<b>01:25.68</b>	<b>01:37.58</b>	<b>01:48.87</b>	<b>02:00.29</b>
Temps du tronçon	00:08.17	00:11.83	00:13.07	00:13.20	00:13.05	00:13.32	00:13.01	00:11.90	00:11.28	00:11.42
<b>Vitesse moyenne</b>	40.5	60.7	55.3	54.5	55.3	53.9	55.2	60.7	63.9	63

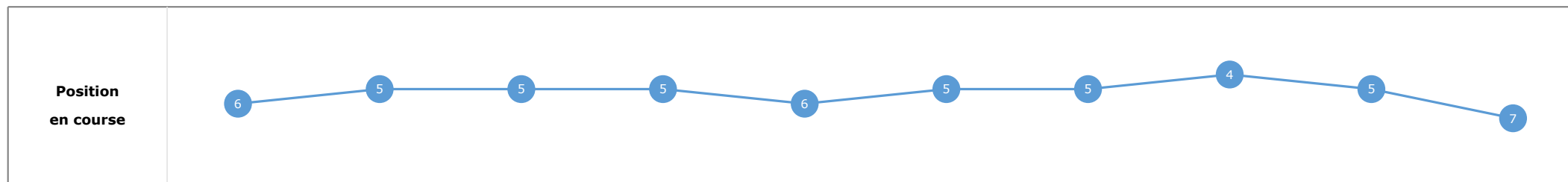
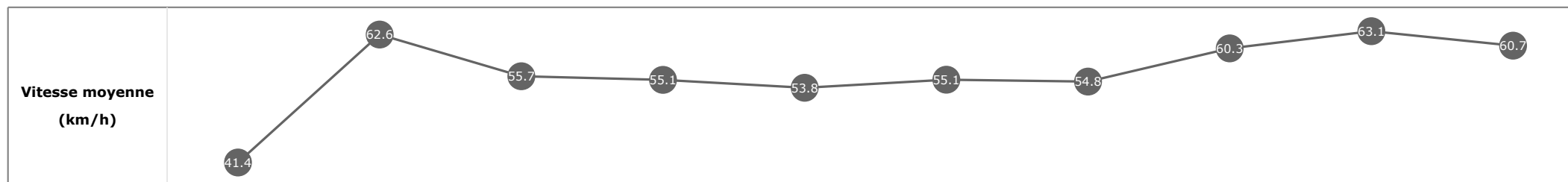


**Statistiques Tracking**  
**CHANTILLY**  
**C2 - PRIX DE LA TRAVERSIERE - 1900m**  
**mardi 3 mars 2020 - 14:25**

Cheval **FEENISSIME**  
 Jockey **S. PASQUIER**  
 Rang d'arrivée **7**  
 Temps de parcours **02:00.37**  
 Tronçon le plus rapide **00:11.40** (tronçon 400m - 200m)  
 Vitesse maximale **68.33** (tronçon 1800m - 1600m)  
 Vitesse moyenne **56.6**

**Données de tracking**

Tronçons de 200m	DEP 1800m	1800m 1600m	1600m 1400m	1400m 1200m	1200m 1000m	1000m 800m	800m 600m	600m 400m	400m 200m	200m ARR
<b>Temps de parcours</b>	<b>00:07.91</b>	<b>00:19.47</b>	<b>00:32.39</b>	<b>00:45.53</b>	<b>00:58.89</b>	<b>01:11.92</b>	<b>01:25.10</b>	<b>01:37.08</b>	<b>01:48.49</b>	<b>02:00.37</b>
Temps du tronçon	00:07.91	00:11.55	00:12.92	00:13.14	00:13.35	00:13.03	00:13.17	00:11.98	00:11.40	00:11.88
<b>Vitesse moyenne</b>	41.4	62.6	55.7	55.1	53.8	55.1	54.8	60.3	63.1	60.7



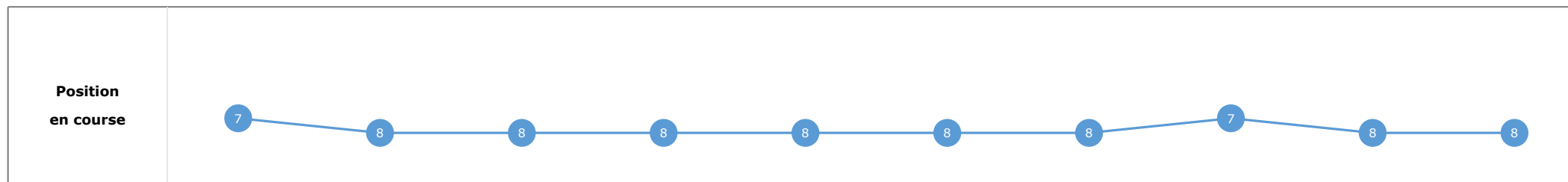
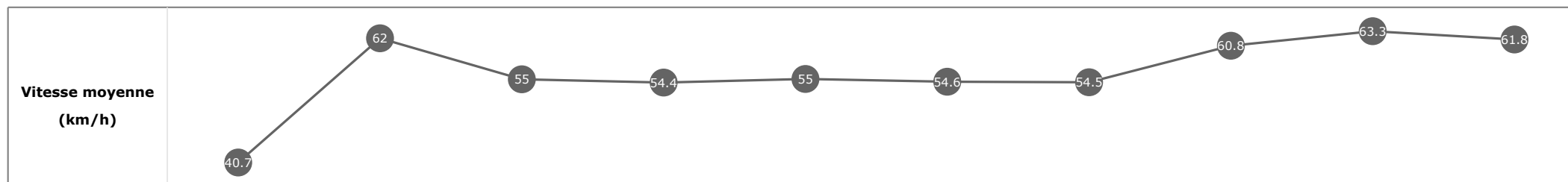


**Statistiques Tracking**  
**CHANTILLY**  
**C2 - PRIX DE LA TRAVERSIERE - 1900m**  
**mardi 3 mars 2020 - 14:25**

Cheval **BRING ON THE NIGHT**  
 Jockey PC. BOUDOT  
 Rang d'arrivée **8**  
 Temps de parcours **02:00.40**  
 Tronçon le plus rapide **00:11.34** (tronçon 400m - 200m)  
 Vitesse maximale **67.82** (tronçon 400m - 200m)  
 Vitesse moyenne **56.6**

**Données de tracking**

Tronçons de 200m	DEP 1800m	1800m 1600m	1600m 1400m	1400m 1200m	1200m 1000m	1000m 800m	800m 600m	600m 400m	400m 200m	200m ARR
<b>Temps de parcours</b>	<b>00:08.09</b>	<b>00:19.75</b>	<b>00:32.85</b>	<b>00:46.03</b>	<b>00:59.12</b>	<b>01:12.35</b>	<b>01:25.49</b>	<b>01:37.38</b>	<b>01:48.73</b>	<b>02:00.40</b>
Temps du tronçon	00:08.09	00:11.65	00:13.10	00:13.17	00:13.09	00:13.23	00:13.13	00:11.89	00:11.34	00:11.67
<b>Vitesse moyenne</b>	40.7	62	55	54.4	55	54.6	54.5	60.8	63.3	61.8

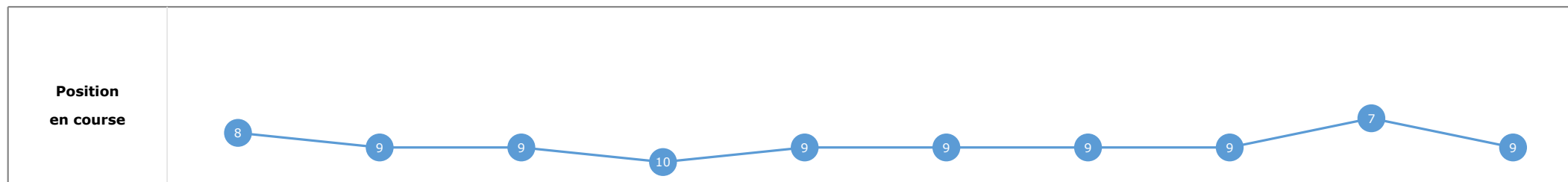
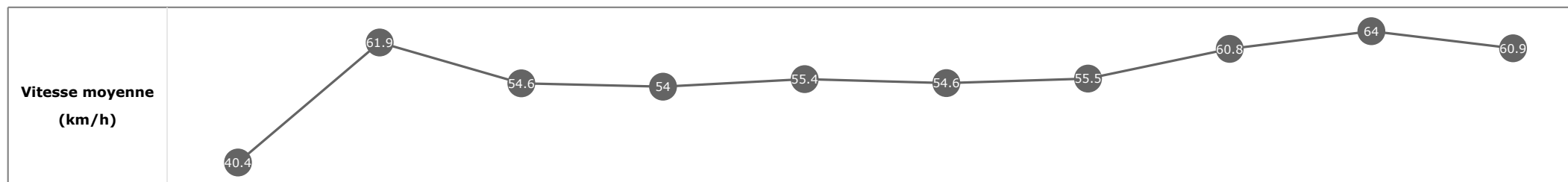


**Statistiques Tracking**  
**CHANTILLY**  
**C2 - PRIX DE LA TRAVERSIERE - 1900m**  
**mardi 3 mars 2020 - 14:25**

Cheval **GALINELSON**  
 Jockey **M. BARZALONA**  
 Rang d'arrivée **9**  
 Temps de parcours **02:00.56**  
 Tronçon le plus rapide **00:11.23** (tronçon 400m - 200m)  
 Vitesse maximale **67.97** (tronçon 400m - 200m)  
 Vitesse moyenne **56.6**

**Données de tracking**

Tronçons de 200m	DEP 1800m	1800m 1600m	1600m 1400m	1400m 1200m	1200m 1000m	1000m 800m	800m 600m	600m 400m	400m 200m	200m ARR
<b>Temps de parcours</b>	<b>00:08.12</b>	<b>00:19.79</b>	<b>00:32.99</b>	<b>00:46.32</b>	<b>00:59.32</b>	<b>01:12.51</b>	<b>01:25.52</b>	<b>01:37.47</b>	<b>01:48.70</b>	<b>02:00.56</b>
Temps du tronçon	00:08.12	00:11.67	00:13.20	00:13.32	00:13.00	00:13.19	00:13.01	00:11.94	00:11.23	00:11.86
<b>Vitesse moyenne</b>	40.4	61.9	54.6	54	55.4	54.6	55.5	60.8	64	60.9



**Statistiques Tracking**  
**CHANTILLY**  
**C2 - PRIX DE LA TRAVERSIERE - 1900m**  
**mardi 3 mars 2020 - 14:25**

Cheval **LITTLE LIE**  
 Jockey T. PICCONE  
 Rang d'arrivée **10**  
 Temps de parcours **02:02.19**  
 Tronçon le plus rapide **00:11.39** (tronçon 1800m - 1600m)  
 Vitesse maximale **69.26** (tronçon 1800m - 1600m)  
 Vitesse moyenne **55.8**

**Données de tracking**

Tronçons de 200m	DEP 1800m	1800m 1600m	1600m 1400m	1400m 1200m	1200m 1000m	1000m 800m	800m 600m	600m 400m	400m 200m	200m ARR
<b>Temps de parcours</b>	<b>00:07.81</b>	<b>00:19.21</b>	<b>00:32.14</b>	<b>00:45.44</b>	<b>00:58.57</b>	<b>01:11.61</b>	<b>01:24.86</b>	<b>01:37.23</b>	<b>01:49.19</b>	<b>02:02.19</b>
Temps du tronçon	00:07.81	00:11.39	00:12.92	00:13.30	00:13.12	00:13.04	00:13.24	00:12.37	00:11.95	00:13.00
<b>Vitesse moyenne</b>	42	63.2	56	54.1	54.8	55.1	54.6	58.6	60	55.5

