

**Statistiques Tracking**  
**CHANTILLY**  
**C6 - PRIX DE L'ETANG CHAPON - 2100m**  
**mardi 3 mars 2020 - 16:45**

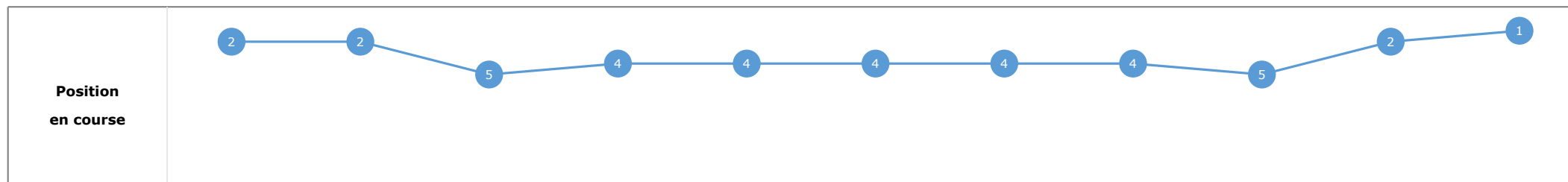
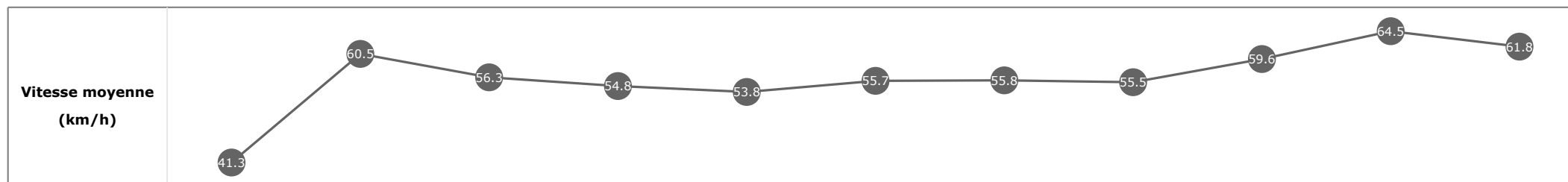
Partant (corde)	Cheval	Arrivée officielle	Tronçons de 200m		DEP - 1000m	1000m - 800m	800m - 600m	600m - 400m	400m - 200m	200m - ARR	Temps officiel	Derniers 600m	Parcours vs. 1er
			Vitesse Max	200m les plus rapides	Temps passage en tête	Durée du tronçon	01:12.09	01:25.02	01:37.97	01:50.03			
					T1	T2	T3	T4	T5	T6			
1 (6)	<b>SEA WATCH</b> PC. BOUDOT	1	66.60 T5	00:11.23 T5	<b>01:12.51</b> 4 01:12.51	<b>01:25.41</b> 4 00:12.90	<b>01:38.37</b> 4 00:12.95	<b>01:50.47</b> 5 00:12.09	<b>02:01.70</b> 2 00:11.23	<b>02:13.39</b> 00:11.68	2'13"84	00:35.01	
7 (8)	<b>VERITAS</b> M. GUYON	2	67.00 T6	00:11.31 T5	<b>01:13.10</b> 8 01:13.10	<b>01:26.04</b> 8 00:12.93	<b>01:38.85</b> 8 00:12.80	<b>01:50.71</b> 7 00:11.86	<b>02:02.02</b> 6 00:11.31	<b>02:13.46</b> 00:11.44	2'13"91	00:34.61	-0.46
4 (1)	<b>BY THE WAY</b> I. MENDIZABAL	3	64.91 T5	00:11.57 T5	<b>01:12.37</b> 3 01:12.37	<b>01:25.30</b> 3 00:12.93	<b>01:38.21</b> 3 00:12.90	<b>01:50.32</b> 3 00:12.10	<b>02:01.89</b> 4 00:11.57	<b>02:13.51</b> 00:11.62	2'13"97	00:35.30	-3.85
2 (10)	<b>PAPAKURA</b> S. MAILLOT	4	67.03 T1	00:06.50 T1	<b>01:12.27</b> 2 01:12.27	<b>01:25.17</b> 2 00:12.90	<b>01:38.05</b> 2 00:12.87	<b>01:50.18</b> 2 00:12.12	<b>02:01.74</b> 3 00:11.56	<b>02:13.71</b> 00:11.97	2'14"16	00:35.66	55.72
5 (2)	<b>LA JAVANAISE</b> J. GUILLOCHON	5	67.90 T5	00:11.55 T5	<b>01:12.63</b> 5 01:12.63	<b>01:25.64</b> 5 00:13.01	<b>01:38.45</b> 5 00:12.80	<b>01:50.42</b> 4 00:11.97	<b>02:01.98</b> 5 00:11.55	<b>02:13.75</b> 00:11.77	2'14"16	00:35.30	-2.94
13 (12)	<b>AJSAMAN</b> H. MOUESAN	6	66.85 T5	00:11.05 T5	<b>01:13.54</b> 11 01:13.54	<b>01:26.54</b> 11 00:12.99	<b>01:39.31</b> 11 00:12.77	<b>01:51.13</b> 12 00:11.81	<b>02:02.18</b> 8 00:11.05	<b>02:13.81</b> 00:11.63	2'14"23	00:34.50	-2.51
9 (4)	<b>DECBOU</b> L. BOISSEAU	7	64.69 T5	00:11.50 T5	<b>01:12.92</b> 7 01:12.92	<b>01:25.91</b> 7 00:12.99	<b>01:38.74</b> 7 00:12.83	<b>01:50.81</b> 8 00:12.06	<b>02:02.32</b> 10 00:11.50	<b>02:14.09</b> 00:11.77	2'14"46	00:35.34	-0.46
8 (3)	<b>KING OF MY HEART</b> S. PASQUIER	8	65.81 T5	00:11.48 T5	<b>01:12.83</b> 6 01:12.83	<b>01:25.71</b> 6 00:12.88	<b>01:38.58</b> 6 00:12.86	<b>01:50.56</b> 6 00:11.98	<b>02:02.05</b> 7 00:11.48	<b>02:14.09</b> 00:12.03	2'14"48	00:35.51	-1.48
3 (11)	<b>AREL NOVA</b> T. PICCONE	9	66.71 T5	00:11.22 T5	<b>01:13.70</b> 12 01:13.70	<b>01:26.58</b> 12 00:12.88	<b>01:39.38</b> 12 00:12.80	<b>01:51.04</b> 11 00:11.66	<b>02:02.27</b> 9 00:11.22	<b>02:14.12</b> 00:11.84	2'14"48	00:34.73	0.99
10 (13)	<b>BERETS VERTS</b> A. POUCHIN	10	65.16 T1	00:11.34 T5	<b>01:13.25</b> 9 01:13.25	<b>01:26.23</b> 9 00:12.98	<b>01:39.06</b> 10 00:12.82	<b>01:50.99</b> 10 00:11.93	<b>02:02.33</b> 11 00:11.34	<b>02:14.12</b> 00:11.78	2'14"53	00:35.06	-3.32
6 (7)	<b>MARLENGO</b> C. DEMURO	11	66.96 T1	00:11.44 T5	<b>01:13.37</b> 10 01:13.37	<b>01:26.31</b> 10 00:12.93	<b>01:39.01</b> 9 00:12.70	<b>01:50.90</b> 9 00:11.89	<b>02:02.34</b> 12 00:11.44	<b>02:14.29</b> 00:11.94	2'14"58	00:35.28	0.97
12 (9)	<b>KAL EL</b> T. THULLIEZ	12	66.06 T1	00:11.56 T5	<b>01:12.09</b> 1 01:12.09	<b>01:25.02</b> 1 00:12.92	<b>01:37.97</b> 1 00:12.95	<b>01:50.03</b> 1 00:12.06	<b>02:01.60</b> 1 00:11.56	<b>02:14.00</b> 00:12.40	2'14"62	00:36.03	0.95
11 (5)	<b>MADE IN BARELIERE</b> NON PARTANT												

**Statistiques Tracking**  
**CHANTILLY**  
**C6 - PRIX DE L'ETANG CHAPON - 2100m**  
**mardi 3 mars 2020 - 16:45**

Cheval **SEA WATCH**  
 Jockey **PC. BOUDOT**  
 Rang d'arrivée **1**  
 Temps de parcours **02:13.39**  
 Tronçon le plus rapide **00:11.23** (tronçon 400m - 200m)  
 Vitesse maximale **66.60** (tronçon 400m - 200m)  
 Vitesse moyenne **56.6**

**Données de tracking**

Tronçons de 200m	DEP 2000m	2000m 1800m	1800m 1600m	1600m 1400m	1400m 1200m	1200m 1000m	1000m 800m	800m 600m	600m 400m	400m 200m	200m ARR
<b>Temps de parcours</b>	<b>00:08.16</b>	<b>00:20.11</b>	<b>00:32.95</b>	<b>00:46.14</b>	<b>00:59.54</b>	<b>01:12.51</b>	<b>01:25.41</b>	<b>01:38.37</b>	<b>01:50.47</b>	<b>02:01.70</b>	<b>02:13.39</b>
Temps du tronçon	00:08.16	00:11.95	00:12.83	00:13.19	00:13.40	00:12.96	00:12.90	00:12.95	00:12.09	00:11.23	00:11.68
<b>Vitesse moyenne</b>	41.3	60.5	56.3	54.8	53.8	55.7	55.8	55.5	59.6	64.5	61.8

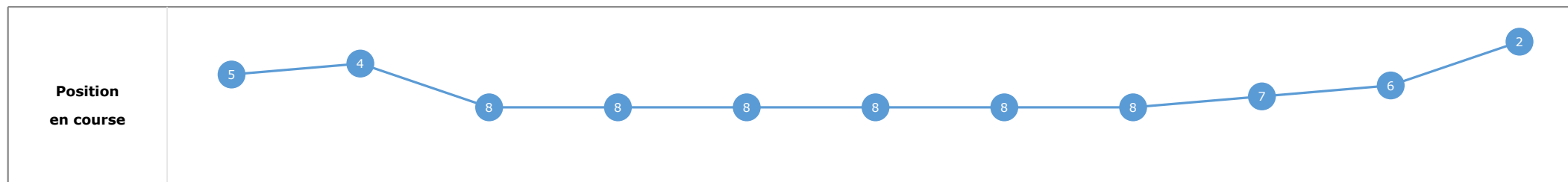
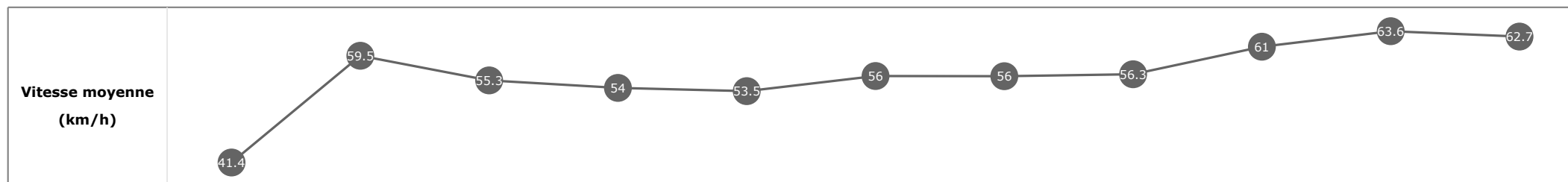


**Statistiques Tracking**  
**CHANTILLY**  
**C6 - PRIX DE L'ETANG CHAPON - 2100m**  
**mardi 3 mars 2020 - 16:45**

Cheval **VERITAS**  
 Jockey **M. GUYON**  
 Rang d'arrivée **2**  
 Temps de parcours **02:13.46**  
 Tronçon le plus rapide **00:11.31** (tronçon 400m - 200m)  
 Vitesse maximale **67.00** (tronçon 200m - ARR)  
 Vitesse moyenne **56.6**

**Données de tracking**

Tronçons de 200m	DEP 2000m	2000m 1800m	1800m 1600m	1600m 1400m	1400m 1200m	1200m 1000m	1000m 800m	800m 600m	600m 400m	400m 200m	200m ARR
<b>Temps de parcours</b>	<b>00:08.21</b>	<b>00:20.27</b>	<b>00:33.32</b>	<b>00:46.70</b>	<b>01:00.15</b>	<b>01:13.10</b>	<b>01:26.04</b>	<b>01:38.85</b>	<b>01:50.71</b>	<b>02:02.02</b>	<b>02:13.46</b>
Temps du tronçon	00:08.21	00:12.05	00:13.05	00:13.38	00:13.44	00:12.95	00:12.93	00:12.80	00:11.86	00:11.31	00:11.44
<b>Vitesse moyenne</b>	41.4	59.5	55.3	54	53.5	56	56	56.3	61	63.6	62.7

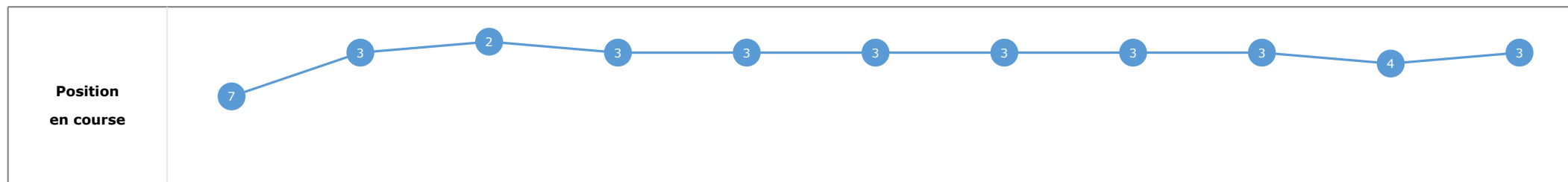
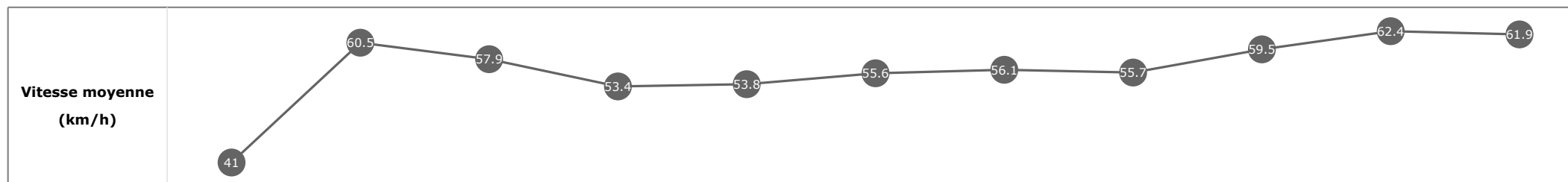


**Statistiques Tracking**  
**CHANTILLY**  
**C6 - PRIX DE L'ETANG CHAPON - 2100m**  
**mardi 3 mars 2020 - 16:45**

Cheval **BY THE WAY**  
 Jockey I. MENDIZABAL  
 Rang d'arrivée **3**  
 Temps de parcours **02:13.51**  
 Tronçon le plus rapide **00:11.57** (tronçon 400m - 200m)  
 Vitesse maximale **64.91** (tronçon 400m - 200m)  
 Vitesse moyenne **56.5**

**Données de tracking**

Tronçons de 200m	DEP 2000m	2000m 1800m	1800m 1600m	1600m 1400m	1400m 1200m	1200m 1000m	1000m 800m	800m 600m	600m 400m	400m 200m	200m ARR
<b>Temps de parcours</b>	<b>00:08.30</b>	<b>00:20.20</b>	<b>00:32.62</b>	<b>00:45.98</b>	<b>00:59.38</b>	<b>01:12.37</b>	<b>01:25.30</b>	<b>01:38.21</b>	<b>01:50.32</b>	<b>02:01.89</b>	<b>02:13.51</b>
Temps du tronçon	00:08.30	00:11.89	00:12.41	00:13.36	00:13.39	00:12.99	00:12.93	00:12.90	00:12.10	00:11.57	00:11.62
<b>Vitesse moyenne</b>	41	60.5	57.9	53.4	53.8	55.6	56.1	55.7	59.5	62.4	61.9

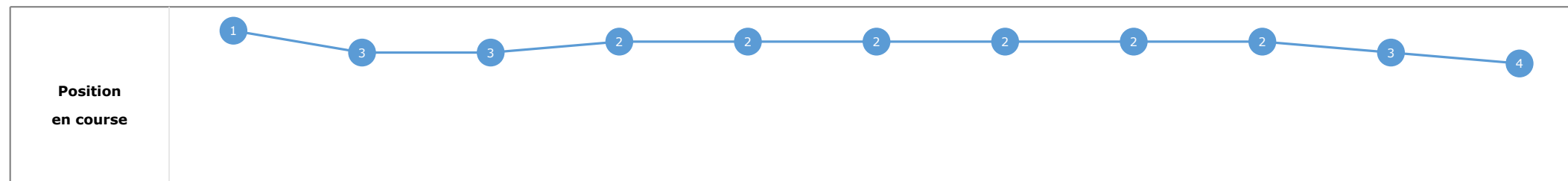
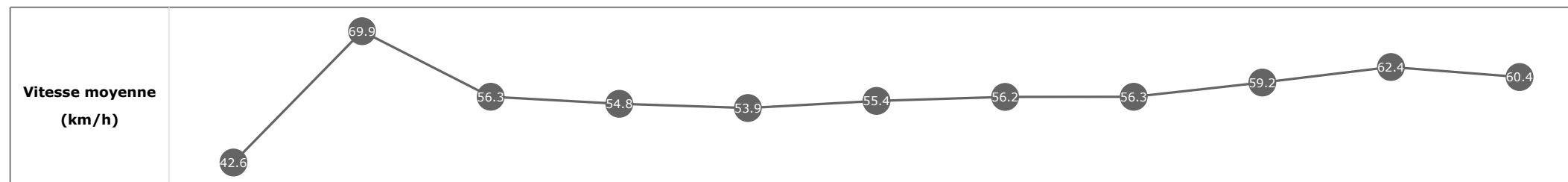


**Statistiques Tracking**  
**CHANTILLY**  
**C6 - PRIX DE L'ETANG CHAPON - 2100m**  
**mardi 3 mars 2020 - 16:45**

Cheval **PAPAKURA**  
 Jockey **S. MAILLOT**  
 Rang d'arrivée **4**  
 Temps de parcours **02:13.71**  
 Tronçon le plus rapide **00:06.50** (tronçon 1800m - 1600m)  
 Vitesse maximale **67.03** (tronçon 2000m - 1800m)  
 Vitesse moyenne **58**

**Données de tracking**

Tronçons de 200m	DEP 2000m	2000m 1800m	1800m 1600m	1600m 1400m	1400m 1200m	1200m 1000m	1000m 800m	800m 600m	600m 400m	400m 200m	200m ARR
<b>Temps de parcours</b>	<b>00:08.00</b>	<b>00:26.21</b>	<b>00:32.72</b>	<b>00:45.90</b>	<b>00:59.29</b>	<b>01:12.27</b>	<b>01:25.17</b>	<b>01:38.05</b>	<b>01:50.18</b>	<b>02:01.74</b>	<b>02:13.71</b>
Temps du tronçon	00:08.00	00:18.21	00:06.50	00:13.18	00:13.39	00:12.98	00:12.90	00:12.87	00:12.12	00:11.56	00:11.97
<b>Vitesse moyenne</b>	42.6	69.9	56.3	54.8	53.9	55.4	56.2	56.3	59.2	62.4	60.4

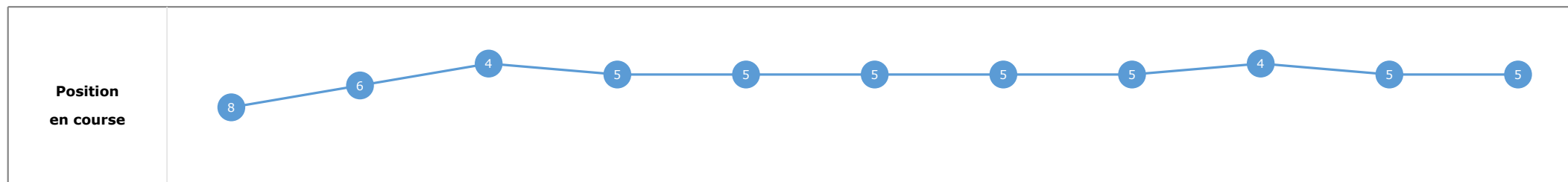
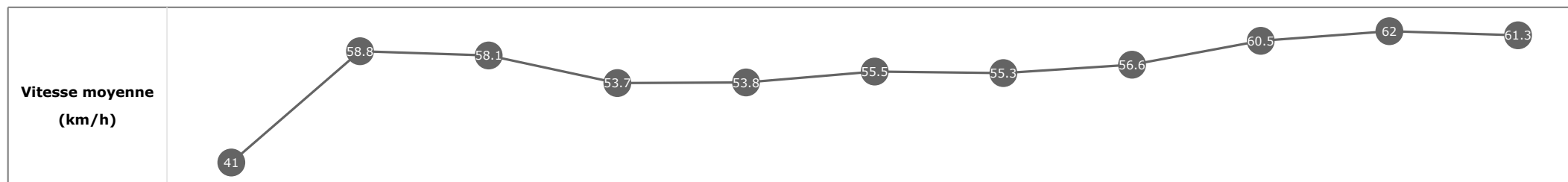


**Statistiques Tracking**  
**CHANTILLY**  
**C6 - PRIX DE L'ETANG CHAPON - 2100m**  
**mardi 3 mars 2020 - 16:45**

Cheval **LA JAVANAISE**  
 Jockey **J. GUILLOCHON**  
 Rang d'arrivée **5**  
 Temps de parcours **02:13.75**  
 Tronçon le plus rapide **00:11.55** (tronçon 400m - 200m)  
 Vitesse maximale **67.90** (tronçon 400m - 200m)  
 Vitesse moyenne **56.4**

**Données de tracking**

Tronçons de 200m	DEP 2000m	2000m 1800m	1800m 1600m	1600m 1400m	1400m 1200m	1200m 1000m	1000m 800m	800m 600m	600m 400m	400m 200m	200m ARR
<b>Temps de parcours</b>	<b>00:08.30</b>	<b>00:20.48</b>	<b>00:32.87</b>	<b>00:46.31</b>	<b>00:59.70</b>	<b>01:12.63</b>	<b>01:25.64</b>	<b>01:38.45</b>	<b>01:50.42</b>	<b>02:01.98</b>	<b>02:13.75</b>
Temps du tronçon	00:08.30	00:12.17	00:12.38	00:13.44	00:13.39	00:12.93	00:13.01	00:12.80	00:11.97	00:11.55	00:11.77
<b>Vitesse moyenne</b>	41	58.8	58.1	53.7	53.8	55.5	55.3	56.6	60.5	62	61.3

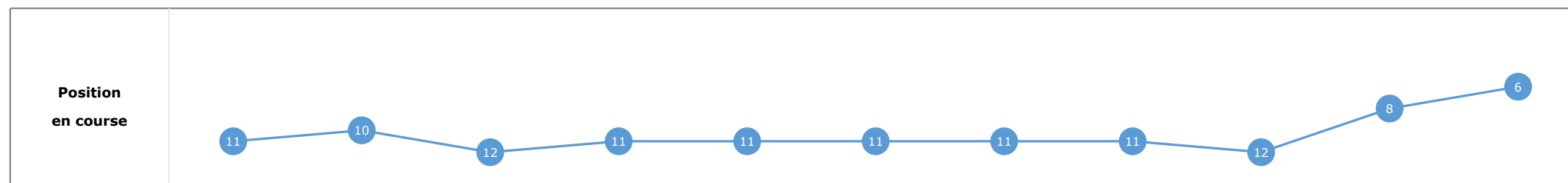
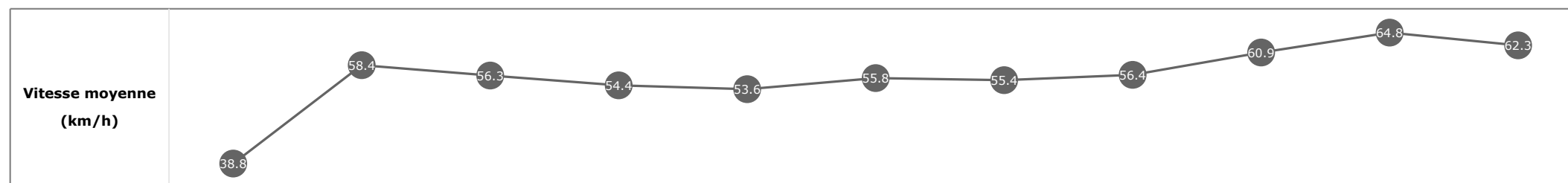


**Statistiques Tracking**  
**CHANTILLY**  
**C6 - PRIX DE L'ETANG CHAPON - 2100m**  
**mardi 3 mars 2020 - 16:45**

Cheval **AJSAMAN**  
 Jockey **H. MOUESAN**  
 Rang d'arrivée **6**  
 Temps de parcours **02:13.81**  
 Tronçon le plus rapide **00:11.05** (tronçon 400m - 200m)  
 Vitesse maximale **66.85** (tronçon 400m - 200m)  
 Vitesse moyenne **56.4**

**Données de tracking**

Tronçons de 200m	DEP 2000m	2000m 1800m	1800m 1600m	1600m 1400m	1400m 1200m	1200m 1000m	1000m 800m	800m 600m	600m 400m	400m 200m	200m ARR
<b>Temps de parcours</b>	<b>00:08.79</b>	<b>00:21.11</b>	<b>00:33.98</b>	<b>00:47.20</b>	<b>01:00.63</b>	<b>01:13.54</b>	<b>01:26.54</b>	<b>01:39.31</b>	<b>01:51.13</b>	<b>02:02.18</b>	<b>02:13.81</b>
Temps du tronçon	00:08.79	00:12.32	00:12.87	00:13.22	00:13.42	00:12.91	00:12.99	00:12.77	00:11.81	00:11.05	00:11.63
<b>Vitesse moyenne</b>	38.8	58.4	56.3	54.4	53.6	55.8	55.4	56.4	60.9	64.8	62.3

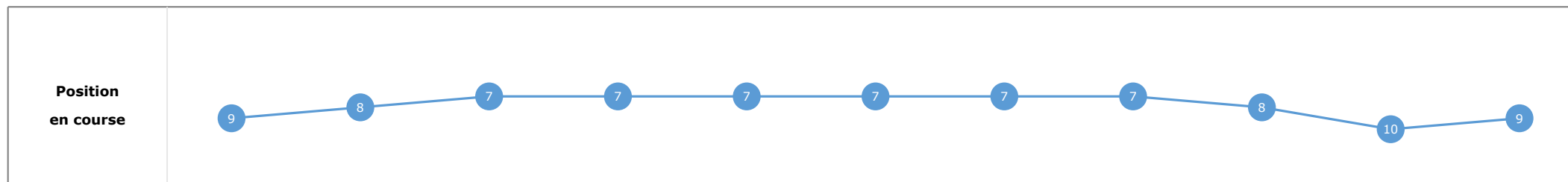
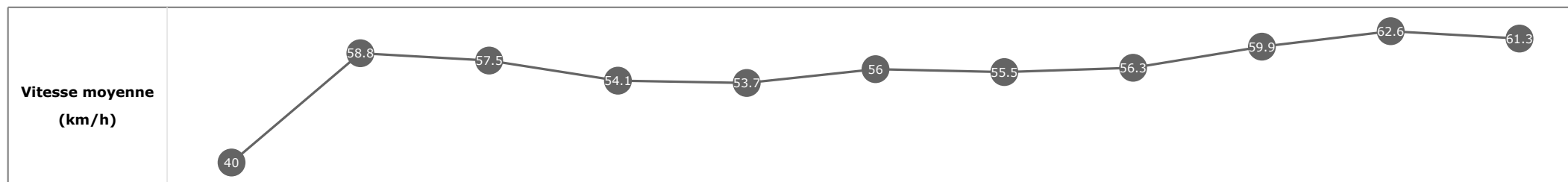


**Statistiques Tracking**  
**CHANTILLY**  
**C6 - PRIX DE L'ETANG CHAPON - 2100m**  
**mardi 3 mars 2020 - 16:45**

Cheval **DECBOU**  
 Jockey **L. BOISSEAU**  
 Rang d'arrivée **7**  
 Temps de parcours **02:14.09**  
 Tronçon le plus rapide **00:11.50** (tronçon 400m - 200m)  
 Vitesse maximale **64.69** (tronçon 400m - 200m)  
 Vitesse moyenne **56.3**

**Données de tracking**

Tronçons de 200m	DEP 2000m	2000m 1800m	1800m 1600m	1600m 1400m	1400m 1200m	1200m 1000m	1000m 800m	800m 600m	600m 400m	400m 200m	200m ARR
<b>Temps de parcours</b>	<b>00:08.45</b>	<b>00:20.67</b>	<b>00:33.30</b>	<b>00:46.57</b>	<b>01:00.04</b>	<b>01:12.92</b>	<b>01:25.91</b>	<b>01:38.74</b>	<b>01:50.81</b>	<b>02:02.32</b>	<b>02:14.09</b>
Temps du tronçon	00:08.45	00:12.22	00:12.62	00:13.27	00:13.46	00:12.87	00:12.99	00:12.83	00:12.06	00:11.50	00:11.77
<b>Vitesse moyenne</b>	40	58.8	57.5	54.1	53.7	56	55.5	56.3	59.9	62.6	61.3



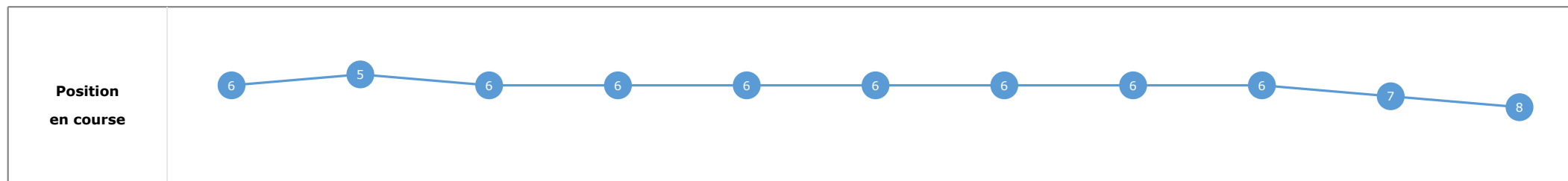
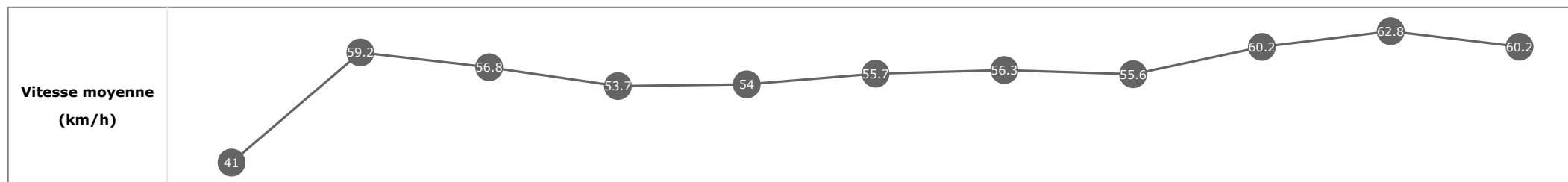


**Statistiques Tracking**  
**CHANTILLY**  
**C6 - PRIX DE L'ETANG CHAPON - 2100m**  
**mardi 3 mars 2020 - 16:45**

Cheval **KING OF MY HEART**  
 Jockey **S. PASQUIER**  
 Rang d'arrivée **8**  
 Temps de parcours **02:14.09**  
 Tronçon le plus rapide **00:11.48** (tronçon 400m - 200m)  
 Vitesse maximale **65.81** (tronçon 400m - 200m)  
 Vitesse moyenne **56.3**

**Données de tracking**

Tronçons de 200m	DEP 2000m	2000m 1800m	1800m 1600m	1600m 1400m	1400m 1200m	1200m 1000m	1000m 800m	800m 600m	600m 400m	400m 200m	200m ARR
<b>Temps de parcours</b>	<b>00:08.30</b>	<b>00:20.43</b>	<b>00:33.14</b>	<b>00:46.47</b>	<b>00:59.85</b>	<b>01:12.83</b>	<b>01:25.71</b>	<b>01:38.58</b>	<b>01:50.56</b>	<b>02:02.05</b>	<b>02:14.09</b>
Temps du tronçon	00:08.30	00:12.12	00:12.71	00:13.33	00:13.38	00:12.97	00:12.88	00:12.86	00:11.98	00:11.48	00:12.03
<b>Vitesse moyenne</b>	41	59.2	56.8	53.7	54	55.7	56.3	55.6	60.2	62.8	60.2

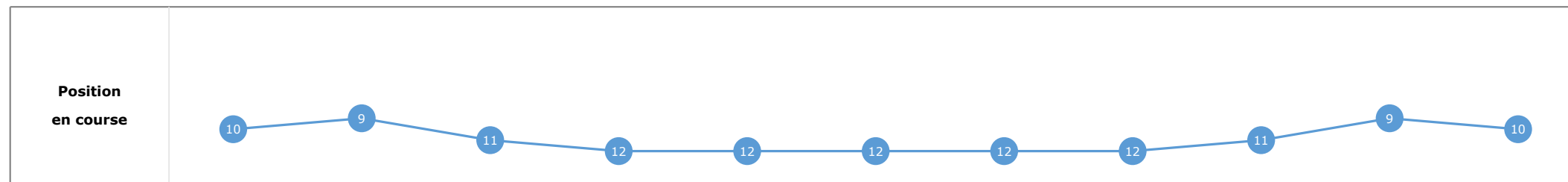
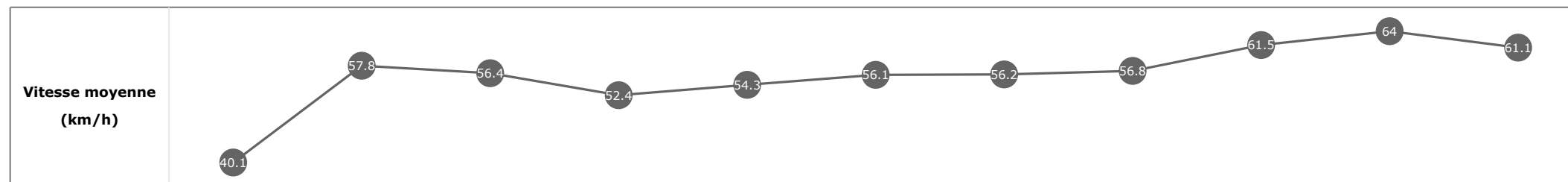


**Statistiques Tracking**  
**CHANTILLY**  
**C6 - PRIX DE L'ETANG CHAPON - 2100m**  
**mardi 3 mars 2020 - 16:45**

Cheval **AREL NOVA**  
 Jockey **T. PICCONE**  
 Rang d'arrivée **9**  
 Temps de parcours **02:14.12**  
 Tronçon le plus rapide **00:11.22** (tronçon 400m - 200m)  
 Vitesse maximale **66.71** (tronçon 400m - 200m)  
 Vitesse moyenne **56.4**

**Données de tracking**

Tronçons de 200m	DEP 2000m	2000m 1800m	1800m 1600m	1600m 1400m	1400m 1200m	1200m 1000m	1000m 800m	800m 600m	600m 400m	400m 200m	200m ARR
<b>Temps de parcours</b>	<b>00:08.49</b>	<b>00:20.93</b>	<b>00:33.74</b>	<b>00:47.47</b>	<b>01:00.77</b>	<b>01:13.70</b>	<b>01:26.58</b>	<b>01:39.38</b>	<b>01:51.04</b>	<b>02:02.27</b>	<b>02:14.12</b>
Temps du tronçon	00:08.49	00:12.43	00:12.81	00:13.73	00:13.29	00:12.92	00:12.88	00:12.80	00:11.66	00:11.22	00:11.84
<b>Vitesse moyenne</b>	40.1	57.8	56.4	52.4	54.3	56.1	56.2	56.8	61.5	64	61.1

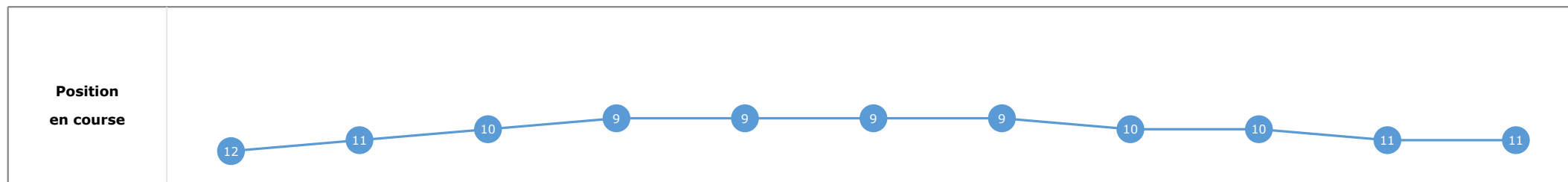
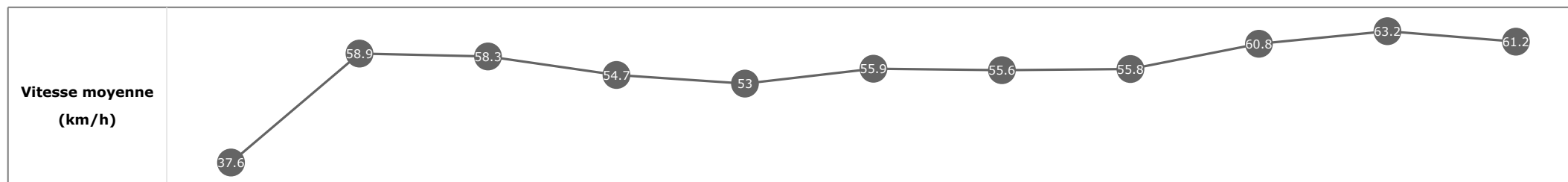


**Statistiques Tracking**  
**CHANTILLY**  
**C6 - PRIX DE L'ETANG CHAPON - 2100m**  
**mardi 3 mars 2020 - 16:45**

Cheval **BERETS VERTS**  
 Jockey **A. POUCHIN**  
 Rang d'arrivée **10**  
 Temps de parcours **02:14.12**  
 Tronçon le plus rapide **00:11.34** (tronçon 400m - 200m)  
 Vitesse maximale **65.16** (tronçon 2000m - 1800m)  
 Vitesse moyenne **56.2**

**Données de tracking**

Tronçons de 200m	DEP 2000m	2000m 1800m	1800m 1600m	1600m 1400m	1400m 1200m	1200m 1000m	1000m 800m	800m 600m	600m 400m	400m 200m	200m ARR
<b>Temps de parcours</b>	<b>00:08.96</b>	<b>00:21.23</b>	<b>00:33.60</b>	<b>00:46.79</b>	<b>01:00.34</b>	<b>01:13.25</b>	<b>01:26.23</b>	<b>01:39.06</b>	<b>01:50.99</b>	<b>02:02.33</b>	<b>02:14.12</b>
Temps du tronçon	00:08.96	00:12.27	00:12.36	00:13.18	00:13.55	00:12.90	00:12.98	00:12.82	00:11.93	00:11.34	00:11.78
<b>Vitesse moyenne</b>	37.6	58.9	58.3	54.7	53	55.9	55.6	55.8	60.8	63.2	61.2

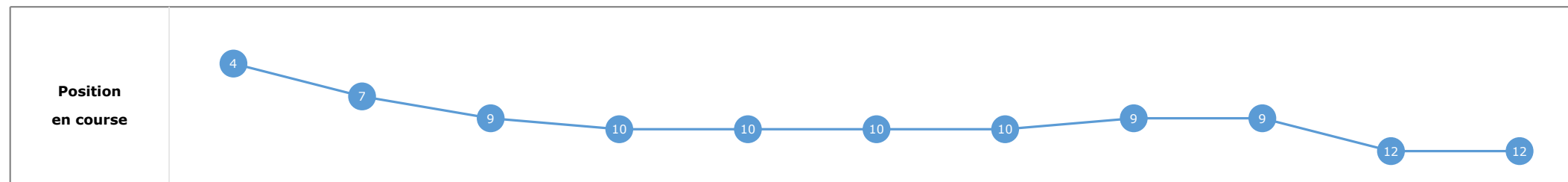
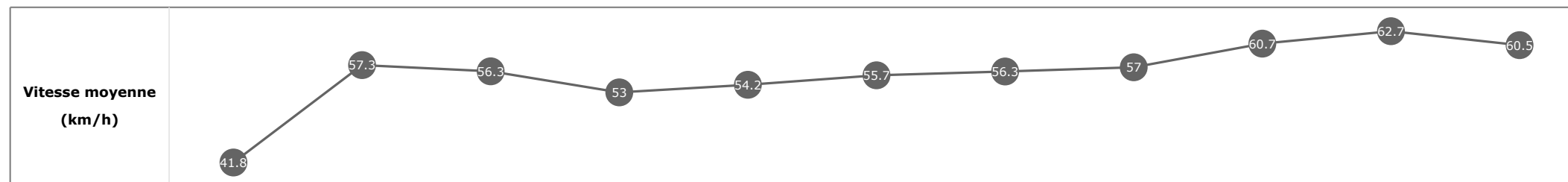


**Statistiques Tracking**  
**CHANTILLY**  
**C6 - PRIX DE L'ETANG CHAPON - 2100m**  
**mardi 3 mars 2020 - 16:45**

Cheval **MARLENGO**  
 Jockey **C. DEMURO**  
 Rang d'arrivée **11**  
 Temps de parcours **02:14.29**  
 Tronçon le plus rapide **00:11.44** (tronçon 400m - 200m)  
 Vitesse maximale **66.96** (tronçon 2000m - 1800m)  
 Vitesse moyenne **56.3**

**Données de tracking**

Tronçons de 200m	DEP 2000m	2000m 1800m	1800m 1600m	1600m 1400m	1400m 1200m	1200m 1000m	1000m 800m	800m 600m	600m 400m	400m 200m	200m ARR
<b>Temps de parcours</b>	<b>00:08.18</b>	<b>00:20.66</b>	<b>00:33.53</b>	<b>00:47.07</b>	<b>01:00.43</b>	<b>01:13.37</b>	<b>01:26.31</b>	<b>01:39.01</b>	<b>01:50.90</b>	<b>02:02.34</b>	<b>02:14.29</b>
Temps du tronçon	00:08.18	00:12.47	00:12.86	00:13.54	00:13.36	00:12.93	00:12.93	00:12.70	00:11.89	00:11.44	00:11.94
<b>Vitesse moyenne</b>	41.8	57.3	56.3	53	54.2	55.7	56.3	57	60.7	62.7	60.5

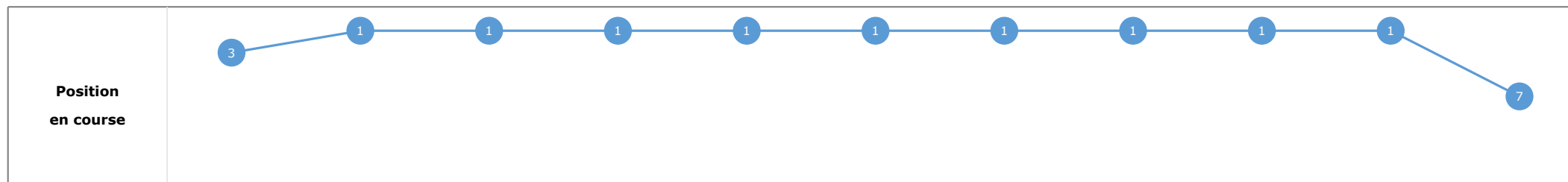
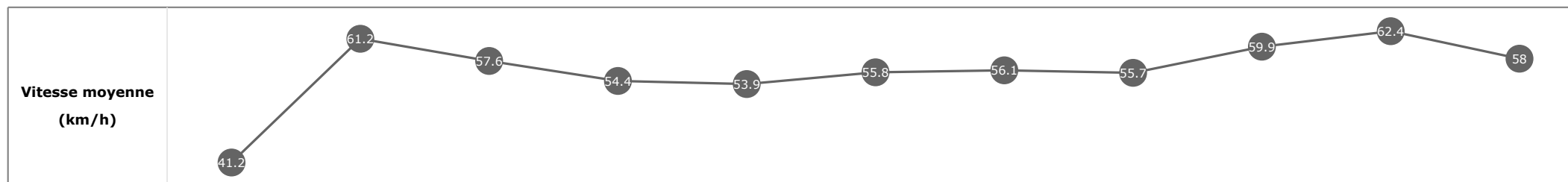


**Statistiques Tracking**  
**CHANTILLY**  
**C6 - PRIX DE L'ETANG CHAPON - 2100m**  
**mardi 3 mars 2020 - 16:45**

Cheval **KAL EL**  
 Jockey **T. THULLIEZ**  
 Rang d'arrivée **12**  
 Temps de parcours **02:14.00**  
 Tronçon le plus rapide **00:11.56** (tronçon 400m - 200m)  
 Vitesse maximale **66.06** (tronçon 2000m - 1800m)  
 Vitesse moyenne **56.4**

**Données de tracking**

Tronçons de 200m	DEP 2000m	2000m 1800m	1800m 1600m	1600m 1400m	1400m 1200m	1200m 1000m	1000m 800m	800m 600m	600m 400m	400m 200m	200m ARR
<b>Temps de parcours</b>	<b>00:08.16</b>	<b>00:19.95</b>	<b>00:32.46</b>	<b>00:45.73</b>	<b>00:59.12</b>	<b>01:12.09</b>	<b>01:25.02</b>	<b>01:37.97</b>	<b>01:50.03</b>	<b>02:01.60</b>	<b>02:14.00</b>
Temps du tronçon	00:08.16	00:11.78	00:12.51	00:13.27	00:13.39	00:12.96	00:12.92	00:12.95	00:12.06	00:11.56	00:12.40
<b>Vitesse moyenne</b>	41.2	61.2	57.6	54.4	53.9	55.8	56.1	55.7	59.9	62.4	58



Statistiques Tracking  
**CHANTILLY**  
**C6 - PRIX DE L'ETANG CHAPON - 2100m**  
**mardi 3 mars 2020 - 16:45**

Cheval **MADE IN BARELIERE**  
 Jockey NON PARTANT  
 Rang d'arrivée **0**  
 Temps de parcours **00:00.00**  
 Tronçon le plus rapide  
 Vitesse maximale  
 Vitesse moyenne

**Données de tracking**

Tronçons de 200m	0m	0m	0m	0m	0m	0m	0m	0m	0m	0m	0m	0m
	ARR	ARR	ARR	ARR	ARR	ARR	ARR	ARR	ARR	ARR	ARR	ARR
<b>Temps de parcours</b>												
Temps du tronçon												
<b>Vitesse moyenne</b>												

<b>Vitesse moyenne (km/h)</b>	
-----------------------------------	--

<b>Position en course</b>	
-------------------------------	--