

**Statistiques Tracking**  
**CHANTILLY**  
**C8 - PRIX DU PAYS VALOISIEN - 1900m**  
**mardi 3 mars 2020 - 17:57**

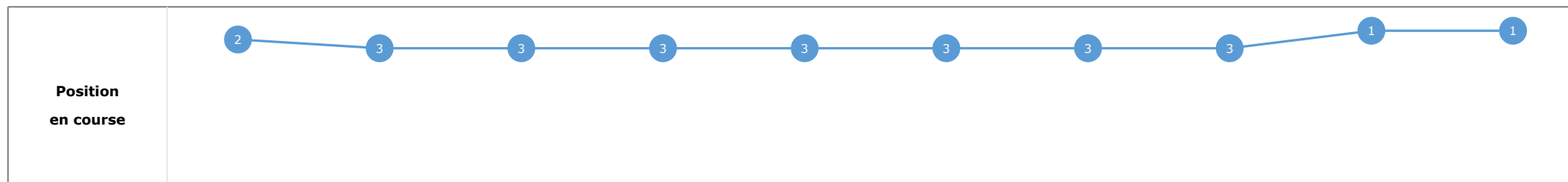
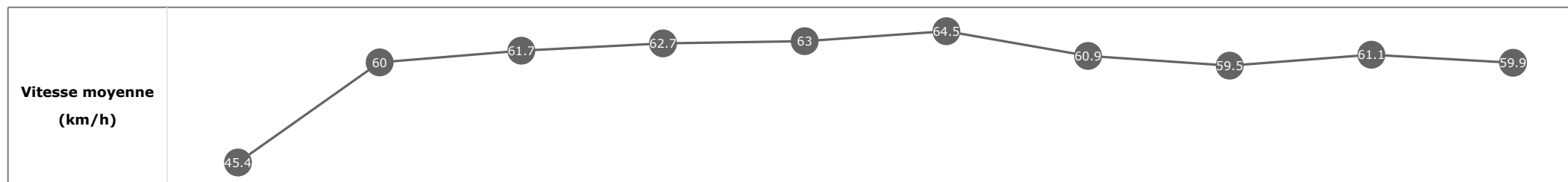
Partant (corde)	Cheval	Arrivée officielle	Tronçons de 200m		DEP - 1000m	1000m - 800m	800m - 600m	600m - 400m	400m - 200m	200m - ARR	Temps officiel	Derniers 600m	Parcouru vs. 1er
			Temps passage en tête	Durée du tronçon	00:53.38	01:04.50	01:16.24	01:28.67	01:40.82	01:52.89			
			Vitesse Max	200m les plus rapides	T1	T2	T3	T4	T5	T6			
2 (8)	<b>POUVOIR MAGIQUE</b> I. MENDIZABAL	1	67.07 T2	00:11.18 T2	<b>00:53.98</b> 3 00:53.98	<b>01:05.16</b> 3 00:11.18	<b>01:16.92</b> 3 00:11.76	<b>01:29.02</b> 3 00:12.10	<b>01:40.82</b> 1 00:11.79	<b>01:52.89</b> 00:12.06	1'53"31	00:35.97	
8 (1)	<b>TERYAG</b> M. BERTO	2	67.75 T1	00:11.10 T2	<b>00:53.65</b> 2 00:53.65	<b>01:04.75</b> 2 00:11.10	<b>01:16.55</b> 2 00:11.79	<b>01:28.86</b> 2 00:12.30	<b>01:40.93</b> 2 00:12.06	<b>01:53.48</b> 00:12.55	1'53"90	00:36.93	-0.52
6 (6)	<b>PORSENNA</b> D. SANTIAGO	3	65.59 T1	00:11.41 T2	<b>00:54.38</b> 5 00:54.38	<b>01:05.80</b> 5 00:11.41	<b>01:17.76</b> 5 00:11.96	<b>01:29.71</b> 4 00:11.94	<b>01:41.50</b> 4 00:11.78	<b>01:53.73</b> 00:12.23	1'54"13	00:35.96	-1.04
3 (12)	<b>ANY GUEST</b> M. GUYON	4	66.49 T1	00:11.35 T1	<b>00:54.53</b> 6 00:54.53	<b>01:05.94</b> 6 00:11.41	<b>01:17.92</b> 6 00:11.98	<b>01:30.00</b> 6 00:12.08	<b>01:41.67</b> 5 00:11.66	<b>01:53.80</b> 00:12.13	1'54"19	00:35.88	-0.51
1 (10)	<b>SPECIAL MISSION</b> V. CHEMINAUD	5	65.88 T1	00:11.46 T2	<b>00:54.86</b> 9 00:54.86	<b>01:06.33</b> 8 00:11.46	<b>01:18.09</b> 7 00:11.76	<b>01:30.10</b> 7 00:12.00	<b>01:41.80</b> 6 00:11.69	<b>01:53.96</b> 00:12.16	1'54"37	00:35.87	-0.27
13 (11)	<b>SEMEUR D'ESPOIR</b> M. BARZALONA	6	66.64 T1	00:11.49 T1	<b>00:54.86</b> 8 00:54.86	<b>01:06.47</b> 9 00:11.61	<b>01:18.36</b> 9 00:11.89	<b>01:30.31</b> 9 00:11.94	<b>01:41.92</b> 7 00:11.60	<b>01:54.00</b> 00:12.08	1'54"40	00:35.63	0.35
4 (16)	<b>LOOK BACK</b> C. SOUMILLON	7	64.58 T1	00:11.49 T2	<b>00:55.15</b> 12 00:55.15	<b>01:06.64</b> 12 00:11.49	<b>01:18.53</b> 11 00:11.88	<b>01:30.40</b> 10 00:11.86	<b>01:41.95</b> 8 00:11.55	<b>01:54.06</b> 00:12.11	1'54"41	00:35.53	-0.69
10 (4)	<b>COIGNY</b> C. DEMURO	8	65.16 T1	00:11.45 T5	<b>00:55.45</b> 15 00:55.45	<b>01:06.95</b> 15 00:11.49	<b>01:18.87</b> 15 00:11.91	<b>01:30.62</b> 13 00:11.75	<b>01:42.07</b> 9 00:11.45	<b>01:54.28</b> 00:12.20	1'54"55	00:35.41	0.41
12 (7)	<b>GOUREL</b> A. HAMELIN	9	65.38 T2	00:11.50 T2	<b>00:55.30</b> 13 00:55.30	<b>01:06.80</b> 13 00:11.50	<b>01:18.69</b> 13 00:11.88	<b>01:30.63</b> 14 00:11.94	<b>01:42.26</b> 12 00:11.62	<b>01:54.32</b> 00:12.06	1'54"68	00:35.63	-0.11
14 (13)	<b>ROYAL GIFT</b> E. HARDOUIN	10	66.13 T1	00:11.51 T2	<b>00:54.67</b> 7 00:54.67	<b>01:06.19</b> 7 00:11.51	<b>01:18.14</b> 8 00:11.95	<b>01:30.14</b> 8 00:11.99	<b>01:42.10</b> 10 00:11.96	<b>01:54.35</b> 00:12.25	1'54"85	00:36.21	-1.41
7 (15)	<b>DARK DREAM</b> A. LEMAITRE	11	67.00 T1	00:11.48 T2	<b>00:55.15</b> 11 00:55.15	<b>01:06.63</b> 11 00:11.48	<b>01:18.54</b> 12 00:11.90	<b>01:30.41</b> 11 00:11.87	<b>01:42.27</b> 13 00:11.85	<b>01:54.51</b> 00:12.24	1'54"88	00:35.97	1.59
11 (9)	<b>YOU'RE BEAUTIFUL</b> A. BADEL	12	66.92 T2	00:11.12 T2	<b>00:53.38</b> 1 00:53.38	<b>01:04.50</b> 1 00:11.12	<b>01:16.24</b> 1 00:11.74	<b>01:28.67</b> 1 00:12.42	<b>01:41.37</b> 3 00:12.70	<b>01:54.43</b> 00:13.06	1'54"90	00:38.19	-0.93
15 (14)	<b>AYGUEMORTE</b> J. MONTEIRO	13	66.89 T1	00:11.45 T1	<b>00:55.32</b> 14 00:55.32	<b>01:06.83</b> 14 00:11.50	<b>01:18.84</b> 14 00:12.01	<b>01:30.58</b> 12 00:11.74	<b>01:42.26</b> 11 00:11.67	<b>01:54.68</b> 00:12.42	1'54"96	00:35.83	-0.71
16 (5)	<b>LYPHARTY KA</b> C. LE GLAND	14	65.74 T1	00:11.47 T1	<b>00:55.58</b> 16 00:55.58	<b>01:07.12</b> 16 00:11.54	<b>01:19.02</b> 16 00:11.90	<b>01:30.83</b> 16 00:11.81	<b>01:42.62</b> 15 00:11.79	<b>01:55.03</b> 00:12.41	1'55"35	00:36.01	0.35
9 (3)	<b>ROCKDALE</b> A. POUCHIN	15	65.95 T2	00:11.41 T2	<b>00:54.21</b> 4 00:54.21	<b>01:05.62</b> 4 00:11.41	<b>01:17.61</b> 4 00:11.99	<b>01:29.99</b> 5 00:12.38	<b>01:42.55</b> 14 00:12.56	<b>01:56.92</b> 00:14.36	1'57"26	00:39.31	-1.80
5 (2)	<b>QUEEN'S OF MARSHAL</b> S. MAILLOT	16	64.91 T1	00:11.48 T2	<b>00:55.01</b> 10 00:55.01	<b>01:06.49</b> 10 00:11.48	<b>01:18.48</b> 10 00:11.98	<b>01:30.79</b> 15 00:12.31	<b>01:43.44</b> 16 00:12.64	<b>01:58.00</b> 00:14.56	1'58"39	00:39.52	-1.51

**Statistiques Tracking**  
**CHANTILLY**  
**C8 - PRIX DU PAYS VALOISIEN - 1900m**  
**mardi 3 mars 2020 - 17:57**

Cheval **POUVOIR MAGIQUE**  
 Jockey I. MENDIZABAL  
 Rang d'arrivée **1**  
 Temps de parcours **01:52.89**  
 Tronçon le plus rapide **00:11.18** (tronçon 1000m - 800m)  
 Vitesse maximale **67.07** (tronçon 1000m - 800m)  
 Vitesse moyenne **60.4**

**Données de tracking**

Tronçons de 200m	DEP 1800m	1800m 1600m	1600m 1400m	1400m 1200m	1200m 1000m	1000m 800m	800m 600m	600m 400m	400m 200m	200m ARR
<b>Temps de parcours</b>	<b>00:07.28</b>	<b>00:19.25</b>	<b>00:31.00</b>	<b>00:42.55</b>	<b>00:53.98</b>	<b>01:05.16</b>	<b>01:16.92</b>	<b>01:29.02</b>	<b>01:40.82</b>	<b>01:52.89</b>
Temps du tronçon	00:07.28	00:11.96	00:11.75	00:11.55	00:11.42	00:11.18	00:11.76	00:12.10	00:11.79	00:12.06
<b>Vitesse moyenne</b>	45.4	60	61.7	62.7	63	64.5	60.9	59.5	61.1	59.9


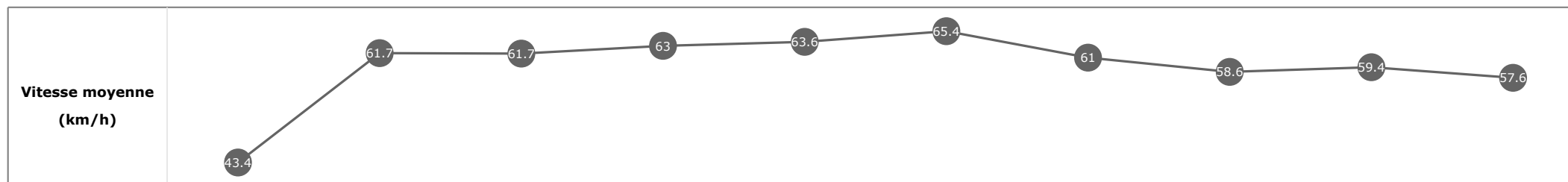


**Statistiques Tracking**  
**CHANTILLY**  
**C8 - PRIX DU PAYS VALOISIEN - 1900m**  
**mardi 3 mars 2020 - 17:57**

Cheval **TERYAG**  
 Jockey **M. BERTO**  
 Rang d'arrivée **2**  
 Temps de parcours **01:53.48**  
 Tronçon le plus rapide **00:11.10** (tronçon 1000m - 800m)  
 Vitesse maximale **67.75** (tronçon 1200m - 1000m)  
 Vitesse moyenne **60.1**

**Données de tracking**

Tronçons de 200m	DEP 1800m	1800m 1600m	1600m 1400m	1400m 1200m	1200m 1000m	1000m 800m	800m 600m	600m 400m	400m 200m	200m ARR
<b>Temps de parcours</b>	<b>00:07.55</b>	<b>00:19.23</b>	<b>00:30.92</b>	<b>00:42.39</b>	<b>00:53.65</b>	<b>01:04.75</b>	<b>01:16.55</b>	<b>01:28.86</b>	<b>01:40.93</b>	<b>01:53.48</b>
Temps du tronçon	00:07.55	00:11.68	00:11.69	00:11.47	00:11.25	00:11.10	00:11.79	00:12.30	00:12.06	00:12.55
<b>Vitesse moyenne</b>	43.4	61.7	61.7	63	63.6	65.4	61	58.6	59.4	57.6

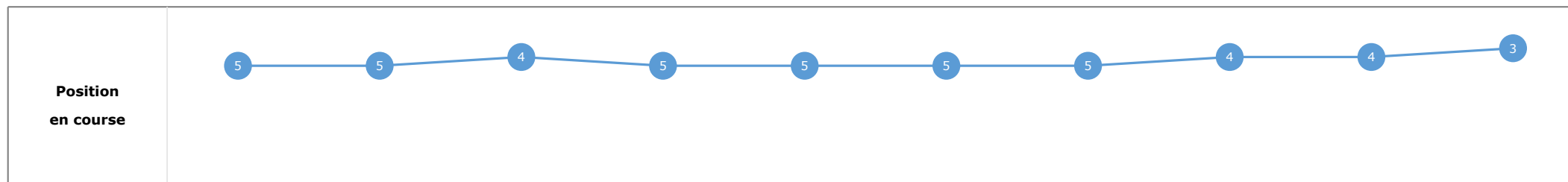
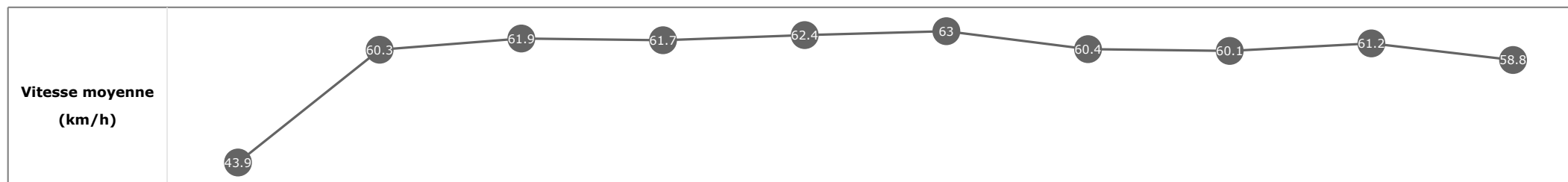


**Statistiques Tracking**  
**CHANTILLY**  
**C8 - PRIX DU PAYS VALOISIEN - 1900m**  
**mardi 3 mars 2020 - 17:57**

Cheval **PORSENNA**  
 Jockey **D. SANTIAGO**  
 Rang d'arrivée **3**  
 Temps de parcours **01:53.73**  
 Tronçon le plus rapide **00:11.41** (tronçon 1000m - 800m)  
 Vitesse maximale **65.59** (tronçon 1200m - 1000m)  
 Vitesse moyenne **59.9**

**Données de tracking**

Tronçons de 200m	DEP 1800m	1800m 1600m	1600m 1400m	1400m 1200m	1200m 1000m	1000m 800m	800m 600m	600m 400m	400m 200m	200m ARR
<b>Temps de parcours</b>	<b>00:07.51</b>	<b>00:19.44</b>	<b>00:31.16</b>	<b>00:42.86</b>	<b>00:54.38</b>	<b>01:05.80</b>	<b>01:17.76</b>	<b>01:29.71</b>	<b>01:41.50</b>	<b>01:53.73</b>
Temps du tronçon	00:07.51	00:11.92	00:11.72	00:11.69	00:11.52	00:11.41	00:11.96	00:11.94	00:11.78	00:12.23
<b>Vitesse moyenne</b>	43.9	60.3	61.9	61.7	62.4	63	60.4	60.1	61.2	58.8

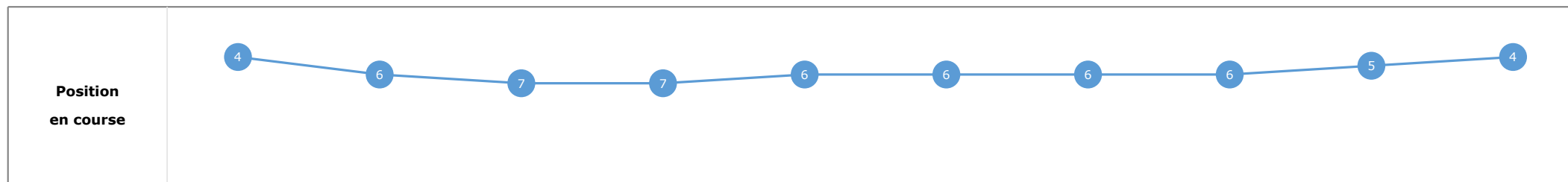
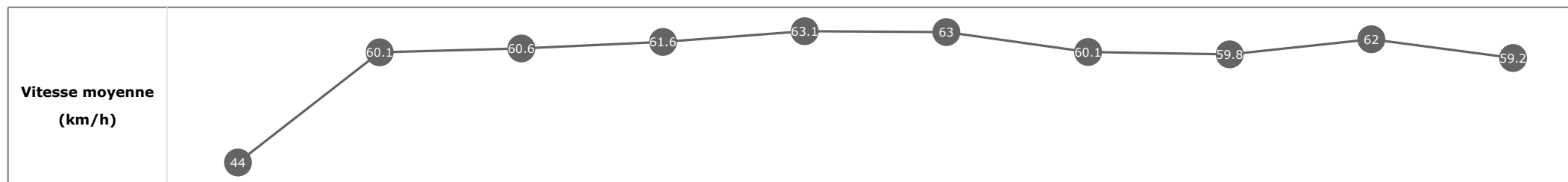


**Statistiques Tracking**  
**CHANTILLY**  
**C8 - PRIX DU PAYS VALOISIEN - 1900m**  
**mardi 3 mars 2020 - 17:57**

Cheval **ANY GUEST**  
 Jockey **M. GUYON**  
 Rang d'arrivée **4**  
 Temps de parcours **01:53.80**  
 Tronçon le plus rapide **00:11.35** (tronçon 1200m - 1000m)  
 Vitesse maximale **66.49** (tronçon 1200m - 1000m)  
 Vitesse moyenne **59.9**

**Données de tracking**

Tronçons de 200m	DEP 1800m	1800m 1600m	1600m 1400m	1400m 1200m	1200m 1000m	1000m 800m	800m 600m	600m 400m	400m 200m	200m ARR
<b>Temps de parcours</b>	<b>00:07.50</b>	<b>00:19.56</b>	<b>00:31.41</b>	<b>00:43.17</b>	<b>00:54.53</b>	<b>01:05.94</b>	<b>01:17.92</b>	<b>01:30.00</b>	<b>01:41.67</b>	<b>01:53.80</b>
Temps du tronçon	00:07.50	00:12.05	00:11.85	00:11.75	00:11.35	00:11.41	00:11.98	00:12.08	00:11.66	00:12.13
<b>Vitesse moyenne</b>	44	60.1	60.6	61.6	63.1	63	60.1	59.8	62	59.2

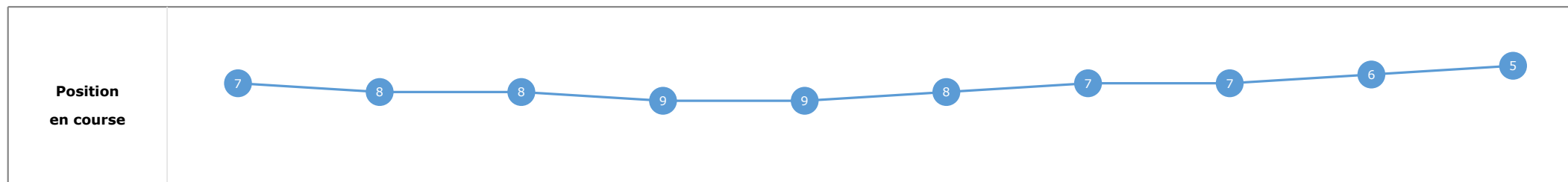
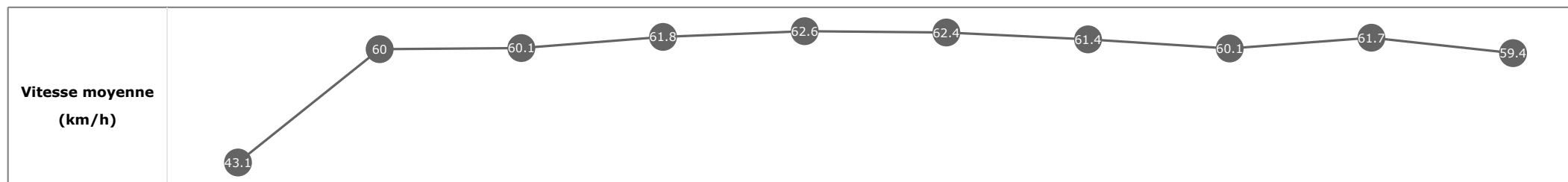


**Statistiques Tracking**  
**CHANTILLY**  
**C8 - PRIX DU PAYS VALOISIEN - 1900m**  
**mardi 3 mars 2020 - 17:57**

Cheval **SPECIAL MISSION**  
 Jockey V. CHEMINAUD  
 Rang d'arrivée **5**  
 Temps de parcours **01:53.96**  
 Tronçon le plus rapide **00:11.46** (tronçon 1000m - 800m)  
 Vitesse maximale **65.88** (tronçon 1400m - 1200m)  
 Vitesse moyenne **59.8**

**Données de tracking**

Tronçons de 200m	DEP 1800m	1800m 1600m	1600m 1400m	1400m 1200m	1200m 1000m	1000m 800m	800m 600m	600m 400m	400m 200m	200m ARR
<b>Temps de parcours</b>	<b>00:07.68</b>	<b>00:19.69</b>	<b>00:31.64</b>	<b>00:43.37</b>	<b>00:54.86</b>	<b>01:06.33</b>	<b>01:18.09</b>	<b>01:30.10</b>	<b>01:41.80</b>	<b>01:53.96</b>
Temps du tronçon	00:07.68	00:12.01	00:11.94	00:11.73	00:11.49	00:11.46	00:11.76	00:12.00	00:11.69	00:12.16
<b>Vitesse moyenne</b>	43.1	60	60.1	61.8	62.6	62.4	61.4	60.1	61.7	59.4


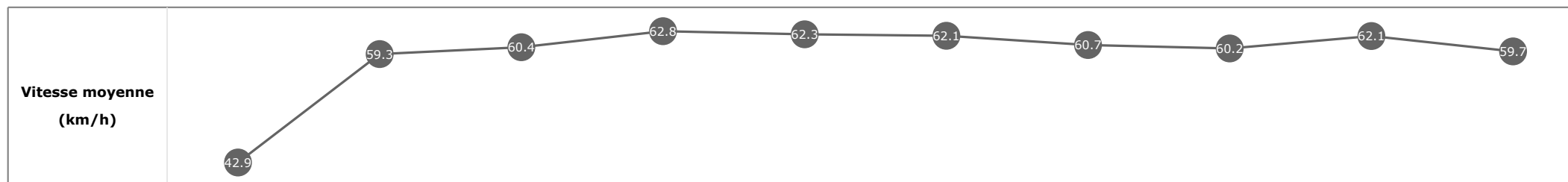


**Statistiques Tracking**  
**CHANTILLY**  
**C8 - PRIX DU PAYS VALOISIEN - 1900m**  
**mardi 3 mars 2020 - 17:57**

Cheval **SEMEUR D'ESPOIR**  
 Jockey **M. BARZALONA**  
 Rang d'arrivée **6**  
 Temps de parcours **01:54.00**  
 Tronçon le plus rapide **00:11.49** (tronçon 1400m - 1200m)  
 Vitesse maximale **66.64** (tronçon 1400m - 1200m)  
 Vitesse moyenne **59.8**

**Données de tracking**

Tronçons de 200m	DEP 1800m	1800m 1600m	1600m 1400m	1400m 1200m	1200m 1000m	1000m 800m	800m 600m	600m 400m	400m 200m	200m ARR
<b>Temps de parcours</b>	<b>00:07.69</b>	<b>00:19.82</b>	<b>00:31.79</b>	<b>00:43.28</b>	<b>00:54.86</b>	<b>01:06.47</b>	<b>01:18.36</b>	<b>01:30.31</b>	<b>01:41.92</b>	<b>01:54.00</b>
Temps du tronçon	00:07.69	00:12.13	00:11.97	00:11.49	00:11.57	00:11.61	00:11.89	00:11.94	00:11.60	00:12.08
<b>Vitesse moyenne</b>	42.9	59.3	60.4	62.8	62.3	62.1	60.7	60.2	62.1	59.7

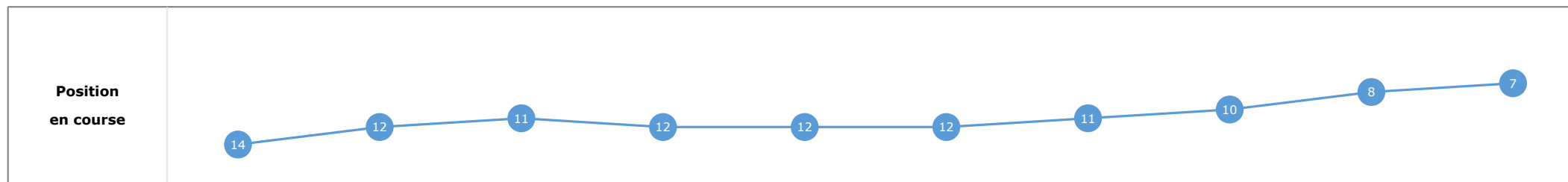
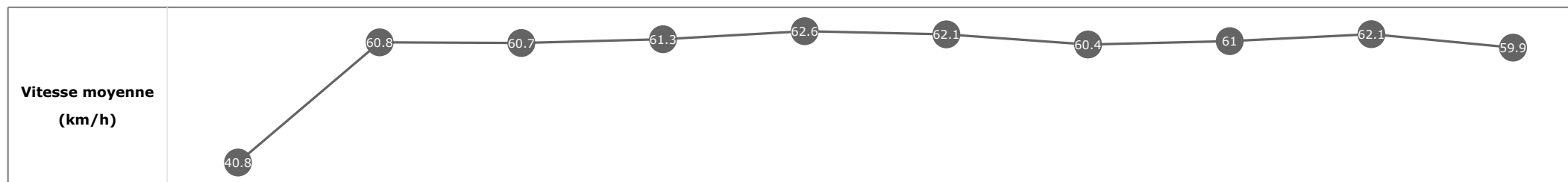


**Statistiques Tracking**  
**CHANTILLY**  
**C8 - PRIX DU PAYS VALOISIEN - 1900m**  
**mardi 3 mars 2020 - 17:57**

Cheval **LOOK BACK**  
 Jockey C. SOUMILLON  
 Rang d'arrivée **7**  
 Temps de parcours **01:54.06**  
 Tronçon le plus rapide **00:11.49** (tronçon 1000m - 800m)  
 Vitesse maximale **64.58** (tronçon 1200m - 1000m)  
 Vitesse moyenne **59.8**

**Données de tracking**

Tronçons de 200m	DEP 1800m	1800m 1600m	1600m 1400m	1400m 1200m	1200m 1000m	1000m 800m	800m 600m	600m 400m	400m 200m	200m ARR
<b>Temps de parcours</b>	<b>00:08.10</b>	<b>00:19.99</b>	<b>00:31.82</b>	<b>00:43.60</b>	<b>00:55.15</b>	<b>01:06.64</b>	<b>01:18.53</b>	<b>01:30.40</b>	<b>01:41.95</b>	<b>01:54.06</b>
Temps du tronçon	00:08.10	00:11.88	00:11.83	00:11.77	00:11.55	00:11.49	00:11.88	00:11.86	00:11.55	00:12.11
<b>Vitesse moyenne</b>	40.8	60.8	60.7	61.3	62.6	62.1	60.4	61	62.1	59.9



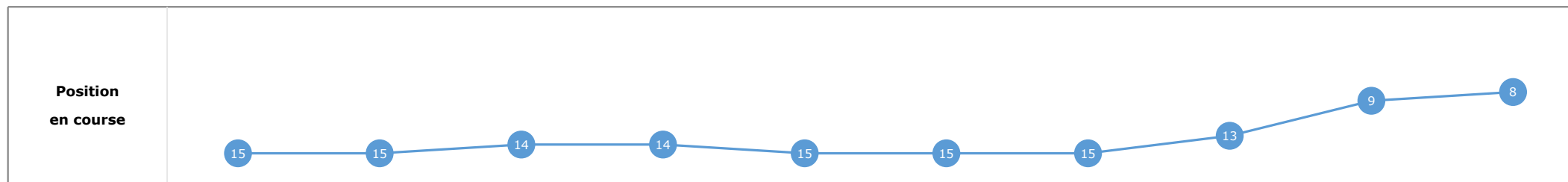
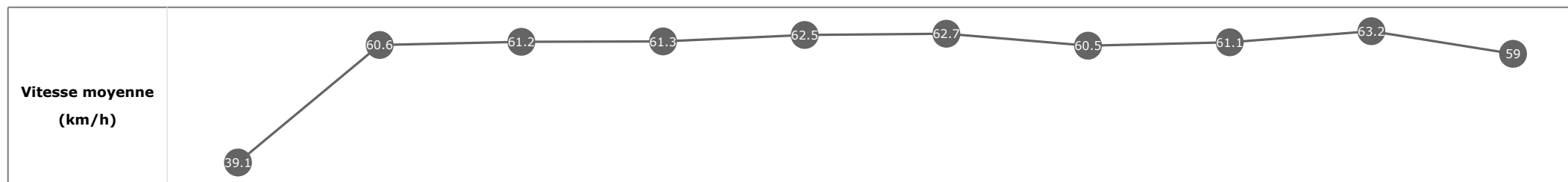


**Statistiques Tracking**  
**CHANTILLY**  
**C8 - PRIX DU PAYS VALOISIEN - 1900m**  
**mardi 3 mars 2020 - 17:57**

Cheval **COIGNY**  
 Jockey **C. DEMURO**  
 Rang d'arrivée **8**  
 Temps de parcours **01:54.28**  
 Tronçon le plus rapide **00:11.45** (tronçon 400m - 200m)  
 Vitesse maximale **65.16** (tronçon 1400m - 1200m)  
 Vitesse moyenne **59.7**

**Données de tracking**

Tronçons de 200m	DEP 1800m	1800m 1600m	1600m 1400m	1400m 1200m	1200m 1000m	1000m 800m	800m 600m	600m 400m	400m 200m	200m ARR
<b>Temps de parcours</b>	<b>00:08.47</b>	<b>00:20.32</b>	<b>00:32.11</b>	<b>00:43.84</b>	<b>00:55.45</b>	<b>01:06.95</b>	<b>01:18.87</b>	<b>01:30.62</b>	<b>01:42.07</b>	<b>01:54.28</b>
Temps du tronçon	00:08.47	00:11.84	00:11.79	00:11.72	00:11.61	00:11.49	00:11.91	00:11.75	00:11.45	00:12.20
<b>Vitesse moyenne</b>	39.1	60.6	61.2	61.3	62.5	62.7	60.5	61.1	63.2	59

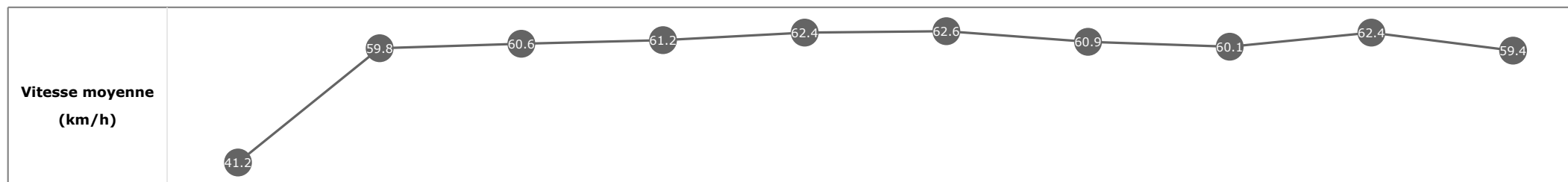


**Statistiques Tracking**  
**CHANTILLY**  
**C8 - PRIX DU PAYS VALOISIEN - 1900m**  
**mardi 3 mars 2020 - 17:57**

Cheval **GOUREL**  
 Jockey **A. HAMELIN**  
 Rang d'arrivée **9**  
 Temps de parcours **01:54.32**  
 Tronçon le plus rapide **00:11.50** (tronçon 1000m - 800m)  
 Vitesse maximale **65.38** (tronçon 1000m - 800m)  
 Vitesse moyenne **59.6**

**Données de tracking**

Tronçons de 200m	DEP 1800m	1800m 1600m	1600m 1400m	1400m 1200m	1200m 1000m	1000m 800m	800m 600m	600m 400m	400m 200m	200m ARR
<b>Temps de parcours</b>	<b>00:07.95</b>	<b>00:20.07</b>	<b>00:31.97</b>	<b>00:43.72</b>	<b>00:55.30</b>	<b>01:06.80</b>	<b>01:18.69</b>	<b>01:30.63</b>	<b>01:42.26</b>	<b>01:54.32</b>
Temps du tronçon	00:07.95	00:12.12	00:11.90	00:11.74	00:11.58	00:11.50	00:11.88	00:11.94	00:11.62	00:12.06
<b>Vitesse moyenne</b>	41.2	59.8	60.6	61.2	62.4	62.6	60.9	60.1	62.4	59.4

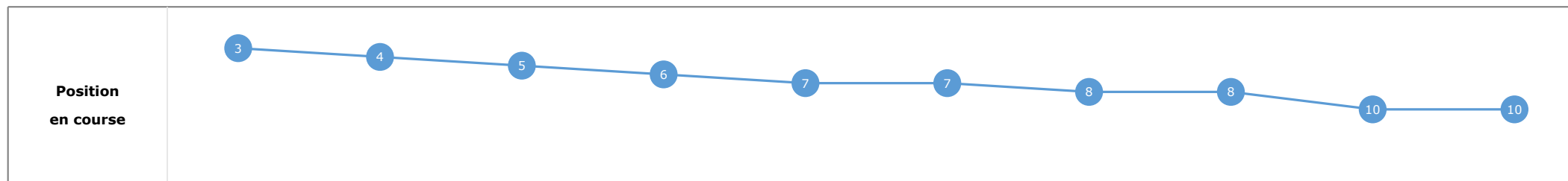
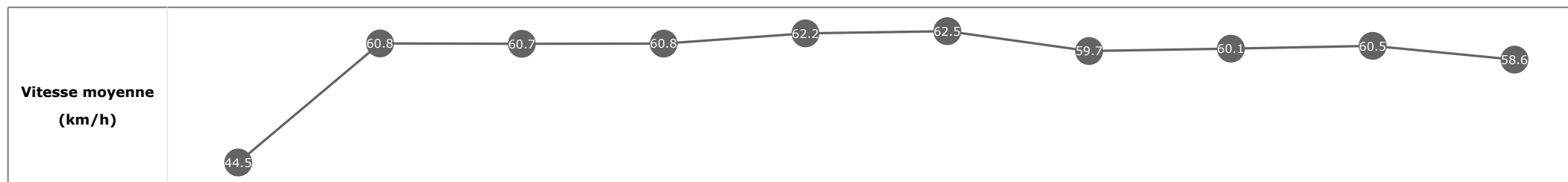


**Statistiques Tracking**  
**CHANTILLY**  
**C8 - PRIX DU PAYS VALOISIEN - 1900m**  
**mardi 3 mars 2020 - 17:57**

Cheval **ROYAL GIFT**  
 Jockey **E. HARDOUIN**  
 Rang d'arrivée **10**  
 Temps de parcours **01:54.35**  
 Tronçon le plus rapide **00:11.51** (tronçon 1000m - 800m)  
 Vitesse maximale **66.13** (tronçon 1400m - 1200m)  
 Vitesse moyenne **59.6**

**Données de tracking**

Tronçons de 200m	DEP 1800m	1800m 1600m	1600m 1400m	1400m 1200m	1200m 1000m	1000m 800m	800m 600m	600m 400m	400m 200m	200m ARR
<b>Temps de parcours</b>	<b>00:07.41</b>	<b>00:19.29</b>	<b>00:31.19</b>	<b>00:43.03</b>	<b>00:54.67</b>	<b>01:06.19</b>	<b>01:18.14</b>	<b>01:30.14</b>	<b>01:42.10</b>	<b>01:54.35</b>
Temps du tronçon	00:07.41	00:11.88	00:11.89	00:11.84	00:11.64	00:11.51	00:11.95	00:11.99	00:11.96	00:12.25
<b>Vitesse moyenne</b>	44.5	60.8	60.7	60.8	62.2	62.5	59.7	60.1	60.5	58.6

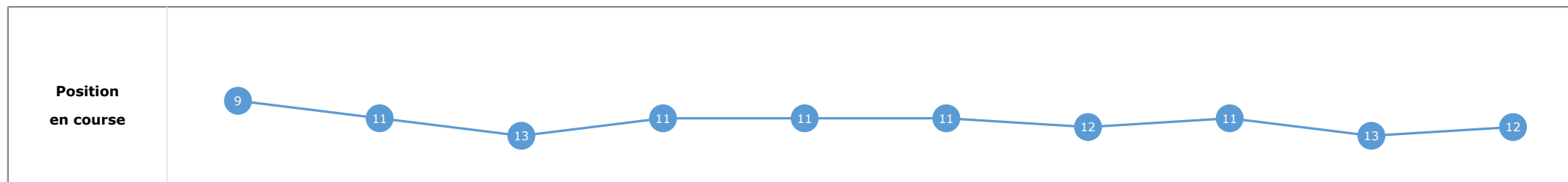
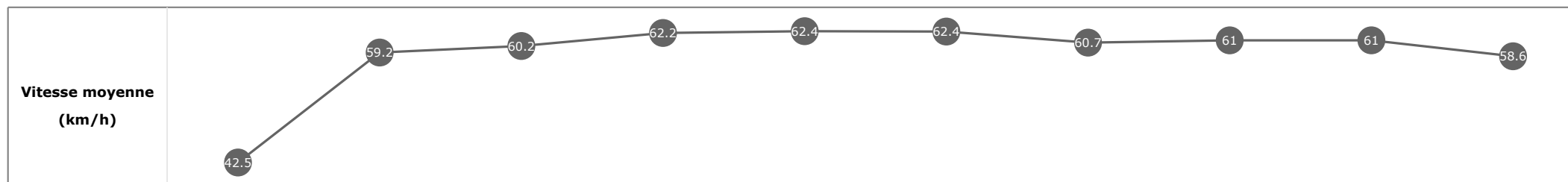


**Statistiques Tracking**  
**CHANTILLY**  
**C8 - PRIX DU PAYS VALOISIEN - 1900m**  
**mardi 3 mars 2020 - 17:57**

Cheval **DARK DREAM**  
 Jockey **A. LEMAITRE**  
 Rang d'arrivée **11**  
 Temps de parcours **01:54.51**  
 Tronçon le plus rapide **00:11.48** (tronçon 1000m - 800m)  
 Vitesse maximale **67.00** (tronçon 1200m - 1000m)  
 Vitesse moyenne **59.6**

**Données de tracking**

Tronçons de 200m	DEP 1800m	1800m 1600m	1600m 1400m	1400m 1200m	1200m 1000m	1000m 800m	800m 600m	600m 400m	400m 200m	200m ARR
<b>Temps de parcours</b>	<b>00:07.78</b>	<b>00:19.93</b>	<b>00:31.98</b>	<b>00:43.58</b>	<b>00:55.15</b>	<b>01:06.63</b>	<b>01:18.54</b>	<b>01:30.41</b>	<b>01:42.27</b>	<b>01:54.51</b>
Temps du tronçon	00:07.78	00:12.14	00:12.04	00:11.60	00:11.57	00:11.48	00:11.90	00:11.87	00:11.85	00:12.24
<b>Vitesse moyenne</b>	42.5	59.2	60.2	62.2	62.4	62.4	60.7	61	61	58.6

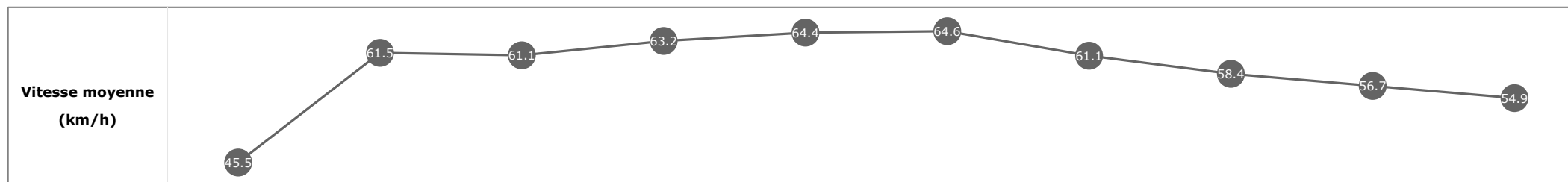


**Statistiques Tracking**  
**CHANTILLY**  
**C8 - PRIX DU PAYS VALOISIEN - 1900m**  
**mardi 3 mars 2020 - 17:57**

Cheval **YOU'RE BEAUTIFUL**  
 Jockey **A. BADEL**  
 Rang d'arrivée **12**  
 Temps de parcours **01:54.43**  
 Tronçon le plus rapide **00:11.12** (tronçon 1000m - 800m)  
 Vitesse maximale **66.92** (tronçon 1000m - 800m)  
 Vitesse moyenne **59.6**

**Données de tracking**

Tronçons de 200m	DEP 1800m	1800m 1600m	1600m 1400m	1400m 1200m	1200m 1000m	1000m 800m	800m 600m	600m 400m	400m 200m	200m ARR
<b>Temps de parcours</b>	<b>00:07.22</b>	<b>00:18.99</b>	<b>00:30.74</b>	<b>00:42.19</b>	<b>00:53.38</b>	<b>01:04.50</b>	<b>01:16.24</b>	<b>01:28.67</b>	<b>01:41.37</b>	<b>01:54.43</b>
Temps du tronçon	00:07.22	00:11.76	00:11.75	00:11.44	00:11.18	00:11.12	00:11.74	00:12.42	00:12.70	00:13.06
<b>Vitesse moyenne</b>	45.5	61.5	61.1	63.2	64.4	64.6	61.1	58.4	56.7	54.9

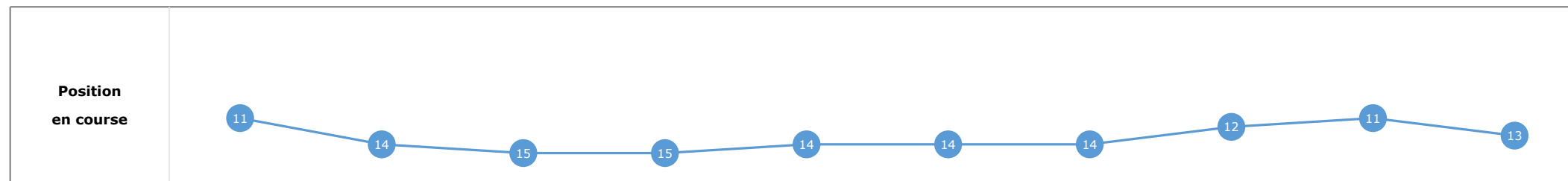
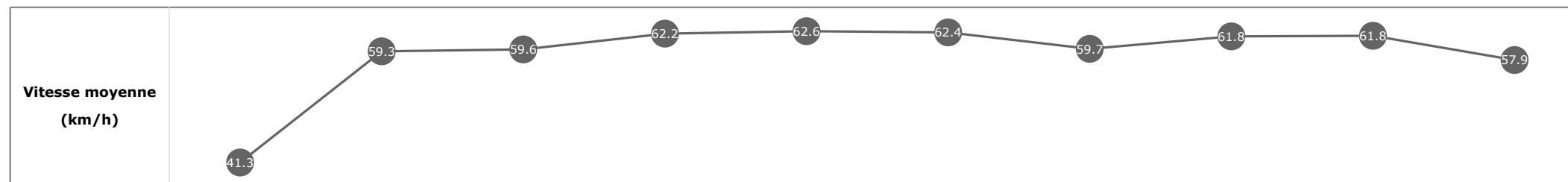


**Statistiques Tracking**  
**CHANTILLY**  
**C8 - PRIX DU PAYS VALOISIEN - 1900m**  
**mardi 3 mars 2020 - 17:57**

Cheval **AYGUEMORTE**  
 Jockey **J. MONTEIRO**  
 Rang d'arrivée **13**  
 Temps de parcours **01:54.68**  
 Tronçon le plus rapide **00:11.45** (tronçon 1200m - 1000m)  
 Vitesse maximale **66.89** (tronçon 1200m - 1000m)  
 Vitesse moyenne **59.4**

**Données de tracking**

Tronçons de 200m	DEP 1800m	1800m 1600m	1600m 1400m	1400m 1200m	1200m 1000m	1000m 800m	800m 600m	600m 400m	400m 200m	200m ARR
<b>Temps de parcours</b>	<b>00:07.94</b>	<b>00:20.17</b>	<b>00:32.27</b>	<b>00:43.87</b>	<b>00:55.32</b>	<b>01:06.83</b>	<b>01:18.84</b>	<b>01:30.58</b>	<b>01:42.26</b>	<b>01:54.68</b>
Temps du tronçon	00:07.94	00:12.23	00:12.09	00:11.59	00:11.45	00:11.50	00:12.01	00:11.74	00:11.67	00:12.42
<b>Vitesse moyenne</b>	41.3	59.3	59.6	62.2	62.6	62.4	59.7	61.8	61.8	57.9

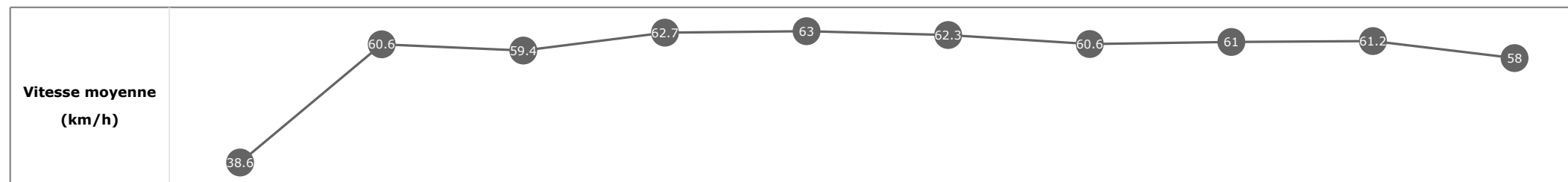


**Statistiques Tracking**  
**CHANTILLY**  
**C8 - PRIX DU PAYS VALOISIEN - 1900m**  
**mardi 3 mars 2020 - 17:57**

Cheval **LYPHARTY KA**  
 Jockey **C. LE GLAND**  
 Rang d'arrivée **14**  
 Temps de parcours **01:55.03**  
 Tronçon le plus rapide **00:11.47** (tronçon 1200m - 1000m)  
 Vitesse maximale **65.74** (tronçon 1200m - 1000m)  
 Vitesse moyenne **59.3**

**Données de tracking**

Tronçons de 200m	DEP 1800m	1800m 1600m	1600m 1400m	1400m 1200m	1200m 1000m	1000m 800m	800m 600m	600m 400m	400m 200m	200m ARR
<b>Temps de parcours</b>	<b>00:08.52</b>	<b>00:20.47</b>	<b>00:32.60</b>	<b>00:44.10</b>	<b>00:55.58</b>	<b>01:07.12</b>	<b>01:19.02</b>	<b>01:30.83</b>	<b>01:42.62</b>	<b>01:55.03</b>
Temps du tronçon	00:08.52	00:11.95	00:12.12	00:11.50	00:11.47	00:11.54	00:11.90	00:11.81	00:11.79	00:12.41
<b>Vitesse moyenne</b>	38.6	60.6	59.4	62.7	63	62.3	60.6	61	61.2	58


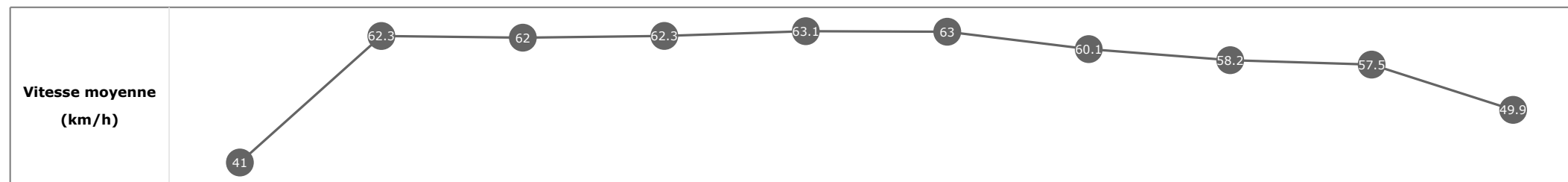


**Statistiques Tracking**  
**CHANTILLY**  
**C8 - PRIX DU PAYS VALOISIEN - 1900m**  
**mardi 3 mars 2020 - 17:57**

Cheval **ROCKDALE**  
 Jockey **A. POUCHIN**  
 Rang d'arrivée **15**  
 Temps de parcours **01:56.92**  
 Tronçon le plus rapide **00:11.41** (tronçon 1000m - 800m)  
 Vitesse maximale **65.95** (tronçon 1000m - 800m)  
 Vitesse moyenne **58.3**

**Données de tracking**

Tronçons de 200m	DEP 1800m	1800m 1600m	1600m 1400m	1400m 1200m	1200m 1000m	1000m 800m	800m 600m	600m 400m	400m 200m	200m ARR
<b>Temps de parcours</b>	<b>00:08.08</b>	<b>00:19.61</b>	<b>00:31.22</b>	<b>00:42.75</b>	<b>00:54.21</b>	<b>01:05.62</b>	<b>01:17.61</b>	<b>01:29.99</b>	<b>01:42.55</b>	<b>01:56.92</b>
Temps du tronçon	00:08.08	00:11.53	00:11.60	00:11.52	00:11.45	00:11.41	00:11.99	00:12.38	00:12.56	00:14.36
<b>Vitesse moyenne</b>	41	62.3	62	62.3	63.1	63	60.1	58.2	57.5	49.9





**Statistiques Tracking**  
**CHANTILLY**  
**C8 - PRIX DU PAYS VALOISIEN - 1900m**  
**mardi 3 mars 2020 - 17:57**

Cheval **QUEEN'S OF MARSHAL**  
 Jockey **S. MAILLOT**  
 Rang d'arrivée **16**  
 Temps de parcours **01:58.00**  
 Tronçon le plus rapide **00:11.48** (tronçon 1000m - 800m)  
 Vitesse maximale **64.91** (tronçon 1200m - 1000m)  
 Vitesse moyenne **57.7**

**Données de tracking**

Tronçons de 200m	DEP 1800m	1800m 1600m	1600m 1400m	1400m 1200m	1200m 1000m	1000m 800m	800m 600m	600m 400m	400m 200m	200m ARR
<b>Temps de parcours</b>	<b>00:07.91</b>	<b>00:19.85</b>	<b>00:31.67</b>	<b>00:43.44</b>	<b>00:55.01</b>	<b>01:06.49</b>	<b>01:18.48</b>	<b>01:30.79</b>	<b>01:43.44</b>	<b>01:58.00</b>
Temps du tronçon	00:07.91	00:11.93	00:11.82	00:11.77	00:11.56	00:11.48	00:11.98	00:12.31	00:12.64	00:14.56
<b>Vitesse moyenne</b>	41.6	60.2	61.4	60.8	62.4	62.7	60.1	58.5	56.8	49.6

