

Statistiques Tracking
DEAUVILLE
C7 - PRIX RIVERQUEEN - 1900m
vendredi 6 mars 2020 - 17:20


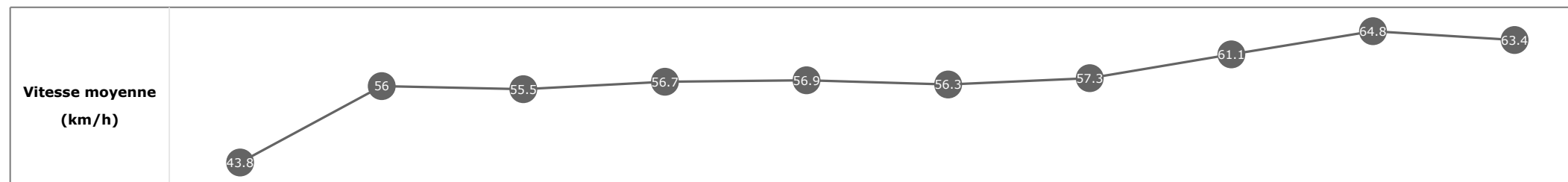
Partant (corde)	Cheval	Arrivée officielle	Tronçons de 200m Temps passage en tête Durée du tronçon		DEP - 1000m	1000m - 800m	800m - 600m	600m - 400m	400m - 200m	200m - ARR	Temps officiel	Derniers 600m	Parcouru vs. 1er
			Vitesse Max	200m les plus rapides	00:59.23 00:59.23	01:12.09 00:12.85	01:24.77 00:12.68	01:36.66 00:11.89	01:47.94 00:11.28	01:59.46 00:11.51			
7 (4)	YOUMSOVAIN C. POIRIER	1	66.42 T5	00:11.11 T5	00:59.52 4 00:59.52	01:12.33 5 00:12.80	01:25.00 5 00:12.67	01:36.91 5 00:11.91	01:48.02 3 00:11.11	01:59.46 00:11.43	1'59"99	00:34.45	
6 (3)	SUR MA VIE E. HARDOUIN	2	68.18 T6	00:11.00 T5	00:59.73 6 00:59.73	01:12.42 6 00:12.69	01:25.16 7 00:12.73	01:36.98 6 00:11.81	01:47.98 2 00:11.00	01:59.56 00:11.58	2'00"10	00:34.40	-2.90
11 (5)	DALSTAR T. BACHELOT	3	66.64 T5	00:11.12 T5	00:59.85 7 00:59.85	01:12.59 8 00:12.74	01:25.29 8 00:12.70	01:37.09 8 00:11.80	01:48.22 7 00:11.12	01:59.71 00:11.48	2'00"12	00:34.41	-2.24
3 (1)	LITTLE FOLLY V. CHEMINAUD	4	66.56 T5	00:11.22 T5	00:59.39 3 00:59.39	01:12.26 4 00:12.86	01:24.96 4 00:12.70	01:36.87 4 00:11.91	01:48.10 4 00:11.22	01:59.92 00:11.81	2'00"45	00:34.95	-3.51
9 (9)	PIKES PEAK C. DEMURO	4	67.68 T5	00:11.28 T5	00:59.23 1 00:59.23	01:12.12 2 00:12.88	01:24.79 2 00:12.67	01:36.66 1 00:11.87	01:47.94 1 00:11.28	01:59.99 00:12.04	2'00"45	00:35.20	-0.52
8 (2)	SISSI DOLOISE S. PASQUIER	6	66.82 T5	00:11.10 T5	01:00.04 10 01:00.04	01:12.91 11 00:12.86	01:25.55 11 00:12.64	01:37.25 10 00:11.70	01:48.36 9 00:11.10	02:00.07 00:11.70	2'00"51	00:34.52	-2.50
1 (11)	ZOELOLA G. BENOIST	7	65.74 T5	00:11.23 T5	00:59.88 8 00:59.88	01:12.50 7 00:12.61	01:25.15 6 00:12.64	01:37.05 7 00:11.90	01:48.29 8 00:11.23	02:00.12 00:11.82	2'00"58	00:34.97	1.86
10 (6)	VIVA POLONIA A. CRASTUS	8	65.05 T5	00:11.46 T5	00:59.24 2 00:59.24	01:12.09 1 00:12.85	01:24.77 1 00:12.68	01:36.75 2 00:11.97	01:48.21 6 00:11.46	02:00.24 00:12.03	2'00"74	00:35.46	-3.40
4 (7)	HEYWA C. SOUMILLON	9	66.06 T5	00:11.34 T5	00:59.56 5 00:59.56	01:12.23 3 00:12.67	01:24.84 3 00:12.60	01:36.81 3 00:11.97	01:48.16 5 00:11.34	02:00.39 00:12.23	2'00"81	00:35.55	1.13
5 (10)	FIAMELCA DOLOISE A. DUORTE	10	67.54 T5	00:11.07 T5	01:00.02 9 01:00.02	01:12.75 10 00:12.73	01:25.39 10 00:12.64	01:37.32 11 00:11.92	01:48.40 10 00:11.07	02:00.38 00:11.97	2'00"85	00:34.98	-1.62
2 (8)	RIDISIA Q. PERRETTE	11	66.35 T5	00:11.41 T5	01:00.20 11 01:00.20	01:12.74 9 00:12.54	01:25.31 9 00:12.57	01:37.19 9 00:11.87	01:48.60 11 00:11.41	02:00.74 00:12.14	2'01"11	00:35.42	-3.66

Statistiques Tracking DEAUVILLE C7 - PRIX RIVERQUEEN - 1900m vendredi 6 mars 2020 - 17:20

Cheval **YOUMSOVAIN**
 Jockey **C. POIRIER**
 Rang d'arrivée **1**
 Temps de parcours **01:59.46**
 Tronçon le plus rapide **00:11.11** (tronçon 400m - 200m)
 Vitesse maximale **66.42** (tronçon 400m - 200m)
 Vitesse moyenne **57.5**

Données de tracking

Tronçons de 200m	DEP 1800m	1800m 1600m	1600m 1400m	1400m 1200m	1200m 1000m	1000m 800m	800m 600m	600m 400m	400m 200m	200m ARR
Temps de parcours	00:08.33	00:21.21	00:34.19	00:46.84	00:59.52	01:12.33	01:25.00	01:36.91	01:48.02	01:59.46
Temps du tronçon	00:08.38	00:12.88	00:12.97	00:12.65	00:12.67	00:12.80	00:12.67	00:11.91	00:11.11	00:11.43
Vitesse moyenne	43.8	56	55.5	56.7	56.9	56.3	57.3	61.1	64.8	63.4

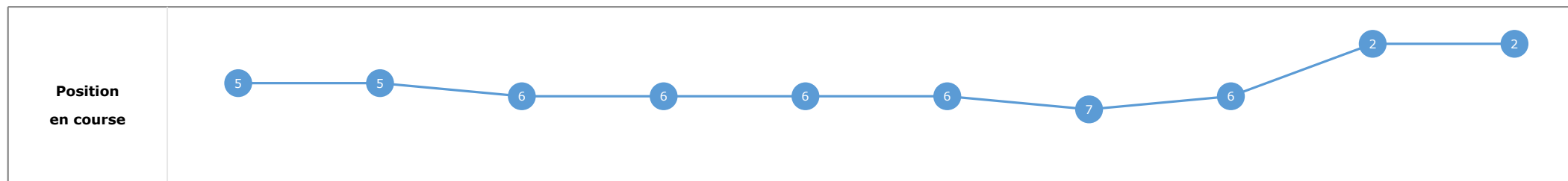
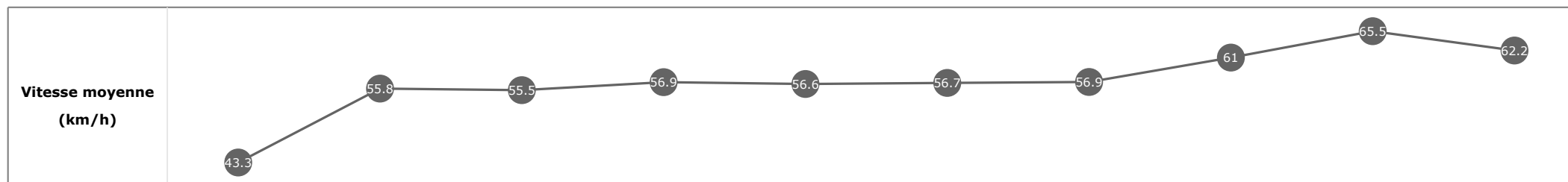


Statistiques Tracking
DEAUVILLE
C7 - PRIX RIVERQUEEN - 1900m
vendredi 6 mars 2020 - 17:20

Cheval **SUR MA VIE**
 Jockey **E. HARDOUIN**
 Rang d'arrivée **2**
 Temps de parcours **01:59.56**
 Tronçon le plus rapide **00:11.00** (tronçon 400m - 200m)
 Vitesse maximale **68.18** (tronçon 200m - ARR)
 Vitesse moyenne **57.3**

Données de tracking

Tronçons de 200m	DEP 1800m	1800m 1600m	1600m 1400m	1400m 1200m	1200m 1000m	1000m 800m	800m 600m	600m 400m	400m 200m	200m ARR
Temps de parcours	00:08.48	00:21.39	00:34.38	00:47.01	00:59.73	01:12.42	01:25.16	01:36.98	01:47.98	01:59.56
Temps du tronçon	00:08.53	00:12.90	00:12.98	00:12.63	00:12.71	00:12.69	00:12.73	00:11.81	00:11.00	00:11.58
Vitesse moyenne	43.3	55.8	55.5	56.9	56.6	56.7	56.9	61	65.5	62.2


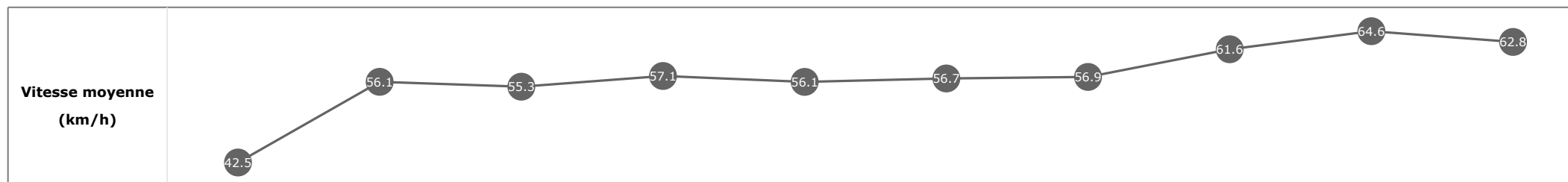


Statistiques Tracking
DEAUVILLE
C7 - PRIX RIVERQUEEN - 1900m
vendredi 6 mars 2020 - 17:20

Cheval **DALSTAR**
 Jockey **T. BACHELOT**
 Rang d'arrivée **3**
 Temps de parcours **01:59.71**
 Tronçon le plus rapide **00:11.12** (tronçon 400m - 200m)
 Vitesse maximale **66.64** (tronçon 400m - 200m)
 Vitesse moyenne **57.3**

Données de tracking

Tronçons de 200m	DEP 1800m	1800m 1600m	1600m 1400m	1400m 1200m	1200m 1000m	1000m 800m	800m 600m	600m 400m	400m 200m	200m ARR
Temps de parcours	00:08.55	00:21.47	00:34.42	00:47.08	00:59.85	01:12.59	01:25.29	01:37.09	01:48.22	01:59.71
Temps du tronçon	00:08.60	00:12.92	00:12.95	00:12.66	00:12.76	00:12.74	00:12.70	00:11.80	00:11.12	00:11.48
Vitesse moyenne	42.5	56.1	55.3	57.1	56.1	56.7	56.9	61.6	64.6	62.8

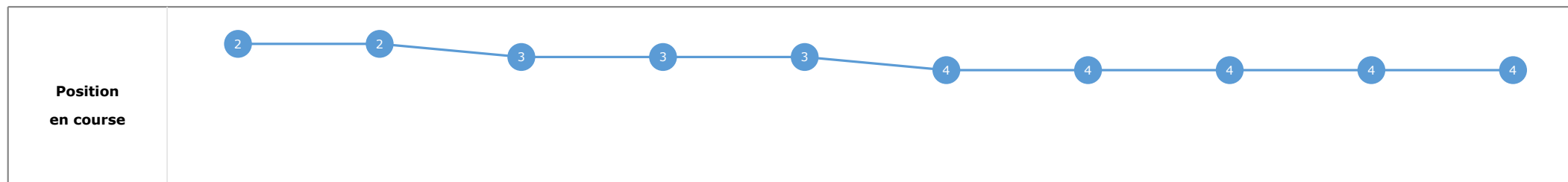
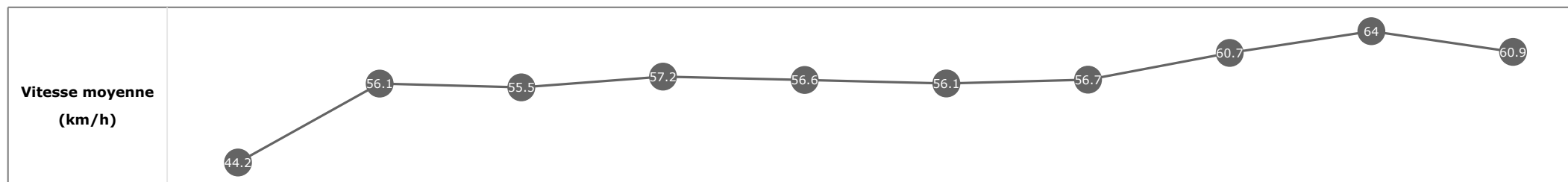


Statistiques Tracking
DEAUVILLE
C7 - PRIX RIVERQUEEN - 1900m
vendredi 6 mars 2020 - 17:20

Cheval **LITTLE FOLLY**
 Jockey **V. CHEMINAUD**
 Rang d'arrivée **4**
 Temps de parcours **01:59.92**
 Tronçon le plus rapide **00:11.22** (tronçon 400m - 200m)
 Vitesse maximale **66.56** (tronçon 400m - 200m)
 Vitesse moyenne **57.1**

Données de tracking

Tronçons de 200m	DEP 1800m	1800m 1600m	1600m 1400m	1400m 1200m	1200m 1000m	1000m 800m	800m 600m	600m 400m	400m 200m	200m ARR
Temps de parcours	00:08.23	00:21.05	00:34.03	00:46.68	00:59.39	01:12.26	01:24.96	01:36.87	01:48.10	01:59.92
Temps du tronçon	00:08.28	00:12.81	00:12.98	00:12.65	00:12.70	00:12.86	00:12.70	00:11.91	00:11.22	00:11.81
Vitesse moyenne	44.2	56.1	55.5	57.2	56.6	56.1	56.7	60.7	64	60.9

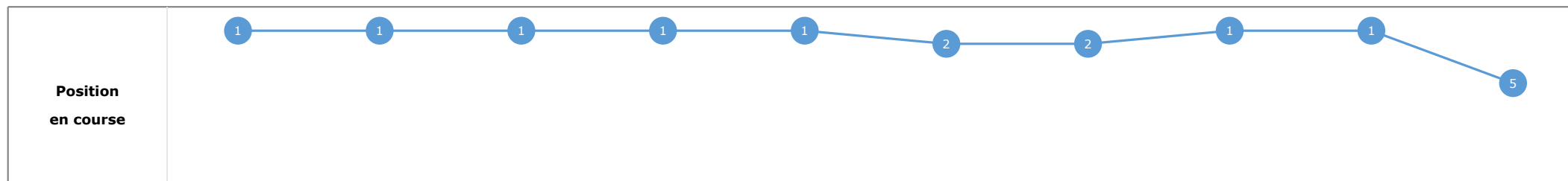
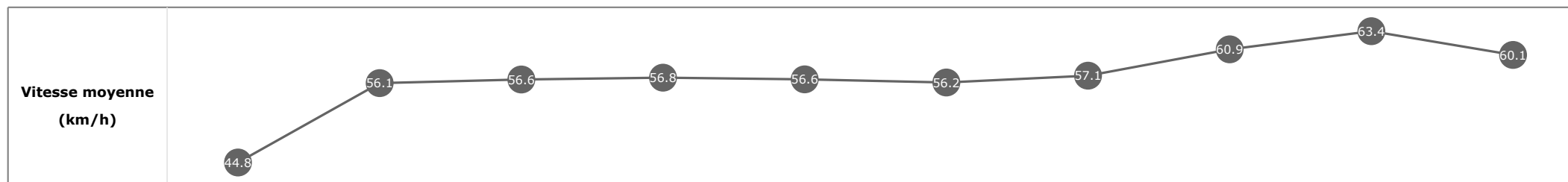


Statistiques Tracking
DEAUVILLE
C7 - PRIX RIVERQUEEN - 1900m
vendredi 6 mars 2020 - 17:20

Cheval **PIKES PEAK**
 Jockey **C. DEMURO**
 Rang d'arrivée **4**
 Temps de parcours **01:59.99**
 Tronçon le plus rapide **00:11.28** (tronçon 400m - 200m)
 Vitesse maximale **67.68** (tronçon 400m - 200m)
 Vitesse moyenne **57.2**

Données de tracking

Tronçons de 200m	DEP 1800m	1800m 1600m	1600m 1400m	1400m 1200m	1200m 1000m	1000m 800m	800m 600m	600m 400m	400m 200m	200m ARR
Temps de parcours	00:08.19	00:21.04	00:33.87	00:46.51	00:59.23	01:12.12	01:24.79	01:36.66	01:47.94	01:59.99
Temps du tronçon	00:08.24	00:12.85	00:12.83	00:12.63	00:12.72	00:12.88	00:12.67	00:11.87	00:11.28	00:12.04
Vitesse moyenne	44.8	56.1	56.6	56.8	56.6	56.2	57.1	60.9	63.4	60.1

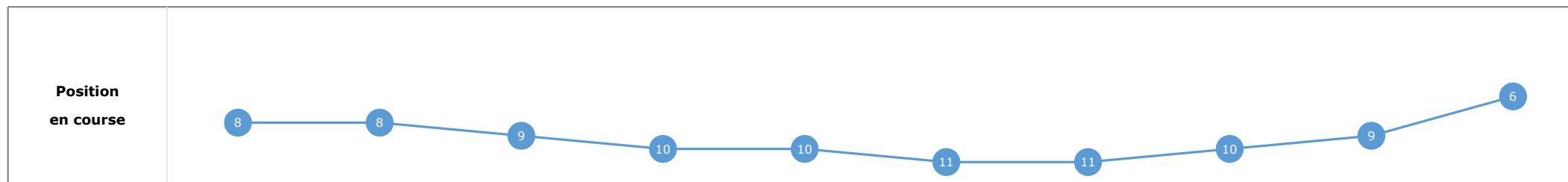
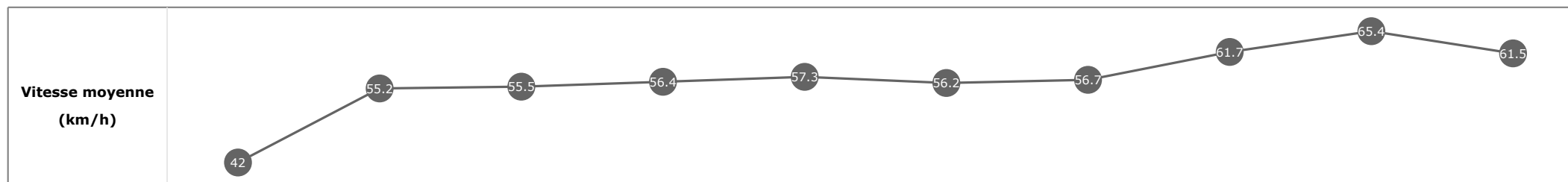


Statistiques Tracking
DEAUVILLE
C7 - PRIX RIVERQUEEN - 1900m
vendredi 6 mars 2020 - 17:20

Cheval **SISSI DOLOISE**
 Jockey **S. PASQUIER**
 Rang d'arrivée **6**
 Temps de parcours **02:00.07**
 Tronçon le plus rapide **00:11.10** (tronçon 400m - 200m)
 Vitesse maximale **66.82** (tronçon 400m - 200m)
 Vitesse moyenne **57.1**

Données de tracking

Tronçons de 200m	DEP 1800m	1800m 1600m	1600m 1400m	1400m 1200m	1200m 1000m	1000m 800m	800m 600m	600m 400m	400m 200m	200m ARR
Temps de parcours	00:08.70	00:21.78	00:34.72	00:47.45	01:00.04	01:12.91	01:25.55	01:37.25	01:48.36	02:00.07
Temps du tronçon	00:08.75	00:13.07	00:12.93	00:12.73	00:12.58	00:12.86	00:12.64	00:11.70	00:11.10	00:11.70
Vitesse moyenne	42	55.2	55.5	56.4	57.3	56.2	56.7	61.7	65.4	61.5


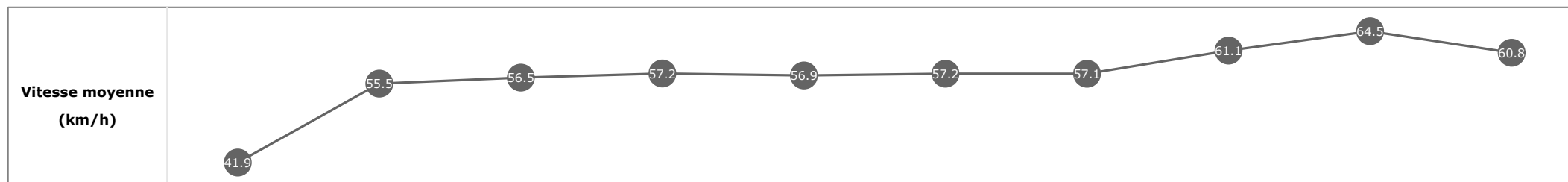


Statistiques Tracking
DEAUVILLE
C7 - PRIX RIVERQUEEN - 1900m
vendredi 6 mars 2020 - 17:20

Cheval **ZOELOLA**
 Jockey **G. BENOIST**
 Rang d'arrivée **7**
 Temps de parcours **02:00.12**
 Tronçon le plus rapide **00:11.23** (tronçon 400m - 200m)
 Vitesse maximale **65.74** (tronçon 400m - 200m)
 Vitesse moyenne **57.2**

Données de tracking

Tronçons de 200m	DEP 1800m	1800m 1600m	1600m 1400m	1400m 1200m	1200m 1000m	1000m 800m	800m 600m	600m 400m	400m 200m	200m ARR
Temps de parcours	00:08.73	00:21.86	00:34.55	00:47.15	00:59.88	01:12.50	01:25.15	01:37.05	01:48.29	02:00.12
Temps du tronçon	00:08.77	00:13.13	00:12.69	00:12.59	00:12.73	00:12.61	00:12.64	00:11.90	00:11.23	00:11.82
Vitesse moyenne	41.9	55.5	56.5	57.2	56.9	57.2	57.1	61.1	64.5	60.8

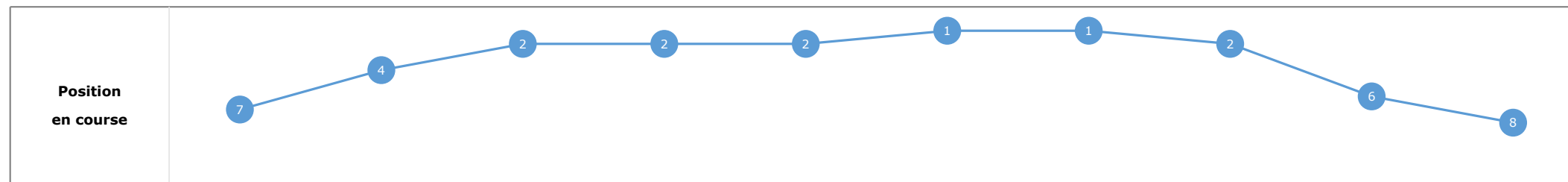
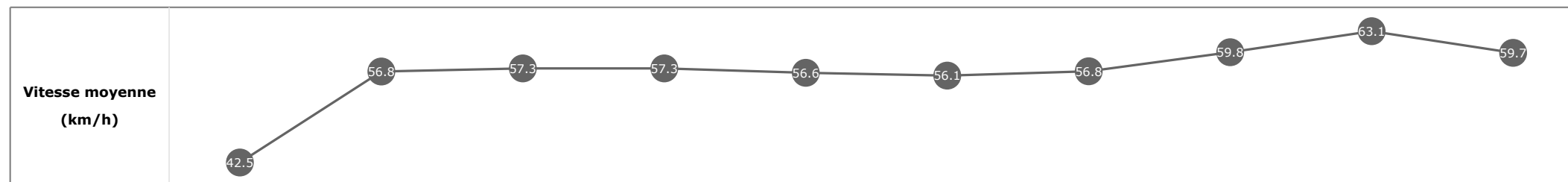


Statistiques Tracking
DEAUVILLE
C7 - PRIX RIVERQUEEN - 1900m
vendredi 6 mars 2020 - 17:20

Cheval **VIVA POLONIA**
 Jockey **A. CRASTUS**
 Rang d'arrivée **8**
 Temps de parcours **02:00.24**
 Tronçon le plus rapide **00:11.46** (tronçon 400m - 200m)
 Vitesse maximale **65.05** (tronçon 400m - 200m)
 Vitesse moyenne **57**

Données de tracking

Tronçons de 200m	DEP 1800m	1800m 1600m	1600m 1400m	1400m 1200m	1200m 1000m	1000m 800m	800m 600m	600m 400m	400m 200m	200m ARR
Temps de parcours	00:08.60	00:21.33	00:33.98	00:46.52	00:59.24	01:12.09	01:24.77	01:36.75	01:48.21	02:00.24
Temps du tronçon	00:08.65	00:12.72	00:12.65	00:12.53	00:12.71	00:12.85	00:12.68	00:11.97	00:11.46	00:12.03
Vitesse moyenne	42.5	56.8	57.3	57.3	56.6	56.1	56.8	59.8	63.1	59.7

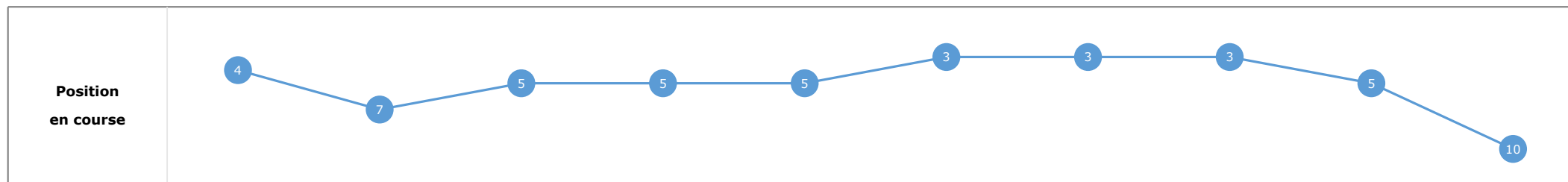
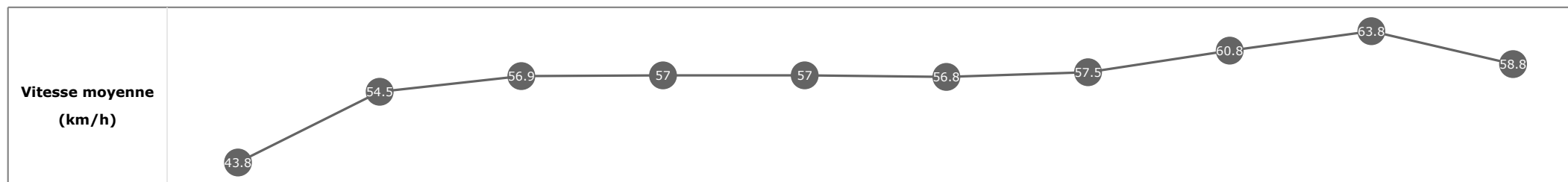


Statistiques Tracking
DEAUVILLE
C7 - PRIX RIVERQUEEN - 1900m
vendredi 6 mars 2020 - 17:20

Cheval **HEYWA**
 Jockey **C. SOUMILLON**
 Rang d'arrivée **9**
 Temps de parcours **02:00.39**
 Tronçon le plus rapide **00:11.34** (tronçon 400m - 200m)
 Vitesse maximale **66.06** (tronçon 400m - 200m)
 Vitesse moyenne **57.1**

Données de tracking

Tronçons de 200m	DEP 1800m	1800m 1600m	1600m 1400m	1400m 1200m	1200m 1000m	1000m 800m	800m 600m	600m 400m	400m 200m	200m ARR
Temps de parcours	00:08.38	00:21.55	00:34.23	00:46.85	00:59.56	01:12.23	01:24.84	01:36.81	01:48.16	02:00.39
Temps du tronçon	00:08.43	00:13.16	00:12.68	00:12.61	00:12.71	00:12.67	00:12.60	00:11.97	00:11.34	00:12.23
Vitesse moyenne	43.8	54.5	56.9	57	57	56.8	57.5	60.8	63.8	58.8


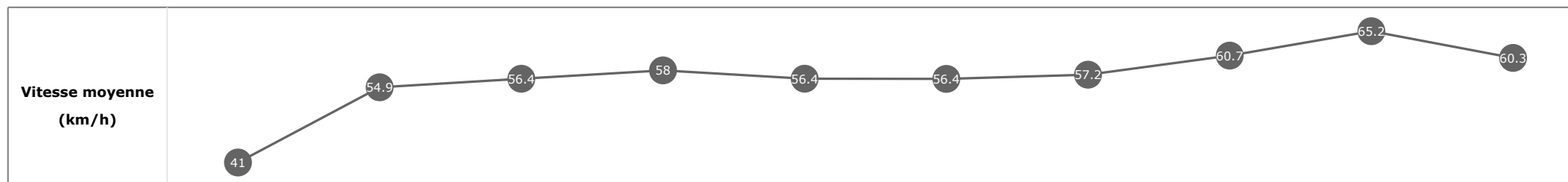


Statistiques Tracking
DEAUVILLE
C7 - PRIX RIVERQUEEN - 1900m
vendredi 6 mars 2020 - 17:20

Cheval **FIAMELCA DOLOISE**
 Jockey **A. DUORTE**
 Rang d'arrivée **10**
 Temps de parcours **02:00.38**
 Tronçon le plus rapide **00:11.07** (tronçon 400m - 200m)
 Vitesse maximale **67.54** (tronçon 400m - 200m)
 Vitesse moyenne **57**

Données de tracking

Tronçons de 200m	DEP 1800m	1800m 1600m	1600m 1400m	1400m 1200m	1200m 1000m	1000m 800m	800m 600m	600m 400m	400m 200m	200m ARR
Temps de parcours	00:08.91	00:22.05	00:34.88	00:47.29	01:00.02	01:12.75	01:25.39	01:37.32	01:48.40	02:00.38
Temps du tronçon	00:08.96	00:13.13	00:12.83	00:12.41	00:12.72	00:12.73	00:12.64	00:11.92	00:11.07	00:11.97
Vitesse moyenne	41	54.9	56.4	58	56.4	56.4	57.2	60.7	65.2	60.3



Statistiques Tracking
DEAUVILLE
C7 - PRIX RIVERQUEEN - 1900m
vendredi 6 mars 2020 - 17:20

Cheval **RIDISIA**
 Jockey **Q. PERRETTE**
 Rang d'arrivée **11**
 Temps de parcours **02:00.74**
 Tronçon le plus rapide **00:11.41** (tronçon 400m - 200m)
 Vitesse maximale **66.35** (tronçon 400m - 200m)
 Vitesse moyenne **56.8**

Données de tracking

Tronçons de 200m	DEP 1800m	1800m 1600m	1600m 1400m	1400m 1200m	1200m 1000m	1000m 800m	800m 600m	600m 400m	400m 200m	200m ARR
Temps de parcours	00:09.08	00:22.03	00:34.95	00:47.61	01:00.20	01:12.74	01:25.31	01:37.19	01:48.60	02:00.74
Temps du tronçon	00:09.13	00:12.94	00:12.92	00:12.65	00:12.58	00:12.54	00:12.57	00:11.87	00:11.41	00:12.14
Vitesse moyenne	40.4	55.5	55.5	57.1	57.2	57.1	57.3	61.5	63.1	59.1

