

Statistiques Tracking
CHANTILLY
C1 - PRIX JOCKER - 1500m
lundi 9 mars 2020 - 13:50


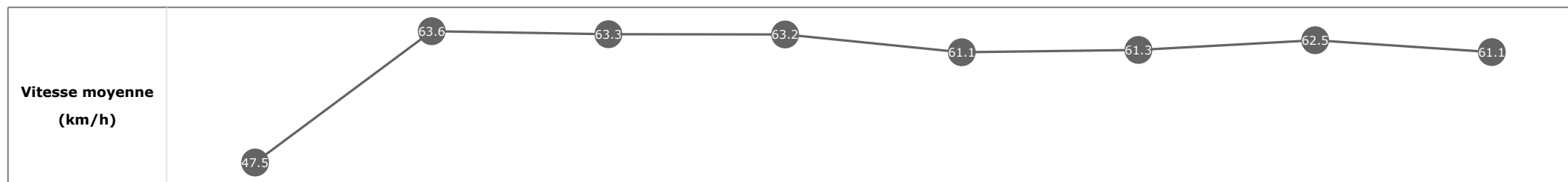
| Partant (corde) | Cheval | Arrivée officielle | Tronçons de 200m | | DEP - 1000m | 1000m - 800m | 800m - 600m | 600m - 400m | 400m - 200m | 200m - ARR | Temps officiel | Derniers 600m | Parcours vs. 1er |
|--------------------|--------------------------------------|-----------------------|-----------------------|--------------------------|--------------------------------|--------------------------------|--------------------------------|--------------------------------|--------------------------------|-----------------------------|-------------------|------------------|---------------------|
| | | | Temps passage en tête | Durée du tronçon | 00:29.27 | 00:40.53 | 00:52.21 | 01:04.55 | 01:16.26 | 01:28.06 | | | |
| | | | Vitesse Max | 200m les plus rapides | T1 | T2 | T3 | T4 | T5 | T6 | | | |
| 3 (2) | RAJKUMAR PC. BOUDOT | 1 | 66.31 T5 | 00:11.33 T1 | 00:29.85 5 00:29.85 | 00:41.23 6 00:11.38 | 00:52.96 6 00:11.73 | 01:04.80 4 00:11.84 | 01:16.31 2 00:11.50 | 01:28.06 00:11.75 | 1'29"10 | 00:35.10 | |
| 8 (11) | SENATOR FROST T. PICCONE | 2 | 66.53 T1 | 00:11.20 T1 | 00:29.52 3 00:29.52 | 00:40.96 3 00:11.44 | 00:52.66 3 00:11.70 | 01:04.66 3 00:11.99 | 01:16.46 5 00:11.79 | 01:28.32 00:11.86 | 1'29"22 | 00:35.65 | 1.96 |
| 16 (13) | FROSTY BAY A. LEMAITRE | 3 | 66.38 T1 | 00:11.19 T2 | 00:30.70 15 00:30.70 | 00:41.90 14 00:11.19 | 00:53.56 13 00:11.66 | 01:05.29 14 00:11.73 | 01:16.68 10 00:11.38 | 01:28.27 00:11.59 | 1'29"27 | 00:34.71 | -0.08 |
| 15 (12) | CHARNOCK RICHARD C. DEMURO | 4 | 66.71 T1 | 00:11.36 T5 | 00:30.64 14 00:30.64 | 00:42.02 15 00:11.37 | 00:53.81 15 00:11.79 | 01:05.38 15 00:11.57 | 01:16.75 12 00:11.36 | 01:28.46 00:11.70 | 1'29"44 | 00:34.64 | 3.66 |
| 11 (9) | NAAB E. HARDOUIN | 5 | 67.75 T1 | 00:11.17 T1 | 00:29.27 1 00:29.27 | 00:40.70 2 00:11.43 | 00:52.49 2 00:11.78 | 01:04.60 2 00:12.11 | 01:16.37 3 00:11.76 | 01:28.55 00:12.18 | 1'29"51 | 00:36.06 | 2.26 |
| 1 (3) | DHEVANAFUSHI V. CHEMINAUD | 6 | 67.14 T1 | 00:11.32 T2 | 00:30.04 7 00:30.04 | 00:41.36 7 00:11.32 | 00:53.11 8 00:11.74 | 01:05.04 9 00:11.93 | 01:16.65 9 00:11.61 | 01:28.55 00:11.89 | 1'29"55 | 00:35.44 | 1.30 |
| 4 (15) | CATALOUNIYA A. BADEL | 7 | 67.21 T2 | 00:11.31 T2 | 00:30.18 8 00:30.18 | 00:41.50 8 00:11.31 | 00:53.26 10 00:11.76 | 01:05.07 10 00:11.80 | 01:16.58 7 00:11.51 | 01:28.68 00:12.10 | 1'29"62 | 00:35.42 | 2.91 |
| 2 (6) | EL MANIFICO H. JOURNIAC | 8 | 66.60 T2 | 00:11.25 T2 | 00:29.90 6 00:29.90 | 00:41.16 5 00:11.25 | 00:52.92 5 00:11.76 | 01:04.91 6 00:11.99 | 01:16.59 8 00:11.67 | 01:28.65 00:12.06 | 1'29"68 | 00:35.72 | 2.75 |
| 7 (5) | MIRACLE DES AIGLES M. EON | 9 | 69.01 T1 | 00:11.09 T1 | 00:29.38 2 00:29.38 | 00:40.53 1 00:11.14 | 00:52.21 1 00:11.68 | 01:04.55 1 00:12.33 | 01:16.26 1 00:11.70 | 01:28.43 00:12.17 | 1'29"70 | 00:36.21 | 1.14 |
| 6 (14) | GOLD LAKE A. HAMELIN | 10 | 65.88 T2 | 00:11.32 T2 | 00:30.46 12 00:30.46 | 00:41.78 12 00:11.32 | 00:53.58 14 00:11.79 | 01:05.24 13 00:11.65 | 01:16.79 13 00:11.55 | 01:28.83 00:12.04 | 1'29"74 | 00:35.25 | 4.51 |
| 10 (8) | LONG ISLAND M. BARZALONA | 11 | 68.76 T4 | 00:11.29 T2 | 00:30.21 9 00:30.21 | 00:41.50 9 00:11.29 | 00:53.09 7 00:11.58 | 01:04.92 7 00:11.83 | 01:16.43 4 00:11.50 | 01:29.01 00:12.58 | 1'29"90 | 00:35.92 | 0.96 |
| 13 (4) | ON THE SEA C. SOUMILLON | 12 | 67.00 T1 | 00:11.31 T1 | 00:30.32 10 00:30.32 | 00:41.64 10 00:11.32 | 00:53.39 11 00:11.74 | 01:05.00 8 00:11.61 | 01:16.55 6 00:11.55 | 01:28.94 00:12.38 | 1'29"93 | 00:35.55 | 3.01 |
| 14 (10) | EL INDIO S. PASQUIER | 13 | 68.11 T1 | 00:11.22 T2 | 00:30.56 13 00:30.56 | 00:41.79 13 00:11.22 | 00:53.23 9 00:11.44 | 01:05.18 12 00:11.94 | 01:16.71 11 00:11.52 | 01:29.17 00:12.46 | 1'30"18 | 00:35.94 | 0.01 |
| 5 (7) | WOODMAX S. RUIS | 14 | 68.69 T4 | 00:11.18 T2 | 00:30.46 11 00:30.46 | 00:41.65 11 00:11.18 | 00:53.41 12 00:11.76 | 01:05.15 11 00:11.74 | 01:16.88 14 00:11.72 | 01:29.10 00:12.22 | 1'30"22 | 00:35.68 | 0.44 |
| 12 (1) | GREYWAY J. MOUTARD | 15 | 67.75 T2 | 00:11.18 T1 | 00:29.65 4 00:29.65 | 00:41.02 4 00:11.36 | 00:52.82 4 00:11.79 | 01:04.85 5 00:12.03 | 01:16.89 15 00:12.04 | 01:29.43 00:12.53 | 1'30"49 | 00:36.61 | 1.70 |
| 9 (16) | VAUTRIN NON PARTANT | | | | | | | | | | | | |

Statistiques Tracking
CHANTILLY
C1 - PRIX JOCKER - 1500m
lundi 9 mars 2020 - 13:50

Cheval **RAJKUMAR**
 Jockey **PC. BOUDOT**
 Rang d'arrivée **1**
 Temps de parcours **01:28.06**
 Tronçon le plus rapide **00:11.33** (tronçon 1200m - 1000m)
 Vitesse maximale **66.31** (tronçon 400m - 200m)
 Vitesse moyenne **61.1**

Données de tracking

| Tronçons de 200m | DEP 1400m | 1400m 1200m | 1200m 1000m | 1000m 800m | 800m 600m | 600m 400m | 400m 200m | 200m ARR |
|--------------------------|-----------------|-----------------|-----------------|-----------------|-----------------|-----------------|-----------------|-----------------|
| Temps de parcours | 00:07.10 | 00:18.51 | 00:29.85 | 00:41.23 | 00:52.96 | 01:04.80 | 01:16.31 | 01:28.06 |
| Temps du tronçon | 00:07.10 | 00:11.41 | 00:11.33 | 00:11.38 | 00:11.73 | 00:11.84 | 00:11.50 | 00:11.75 |
| Vitesse moyenne | 47.5 | 63.6 | 63.3 | 63.2 | 61.1 | 61.3 | 62.5 | 61.1 |

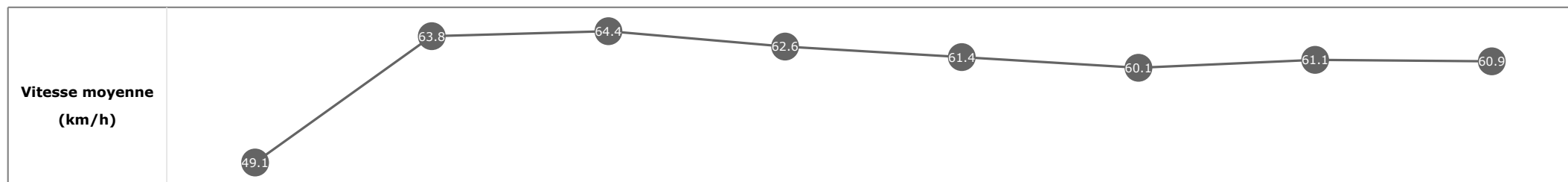


Statistiques Tracking
CHANTILLY
C1 - PRIX JOCKER - 1500m
lundi 9 mars 2020 - 13:50

Cheval **SENATOR FROST**
 Jockey T. PICCONE
 Rang d'arrivée **2**
 Temps de parcours **01:28.32**
 Tronçon le plus rapide **00:11.20** (tronçon 1200m - 1000m)
 Vitesse maximale **66.53** (tronçon 1200m - 1000m)
 Vitesse moyenne **61**

Données de tracking

| Tronçons de 200m | DEP 1400m | 1400m 1200m | 1200m 1000m | 1000m 800m | 800m 600m | 600m 400m | 400m 200m | 200m ARR |
|--------------------------|-----------------|-----------------|-----------------|-----------------|-----------------|-----------------|-----------------|-----------------|
| Temps de parcours | 00:06.95 | 00:18.32 | 00:29.52 | 00:40.96 | 00:52.66 | 01:04.66 | 01:16.46 | 01:28.32 |
| Temps du tronçon | 00:06.95 | 00:11.36 | 00:11.20 | 00:11.44 | 00:11.70 | 00:11.99 | 00:11.79 | 00:11.86 |
| Vitesse moyenne | 49.1 | 63.8 | 64.4 | 62.6 | 61.4 | 60.1 | 61.1 | 60.9 |

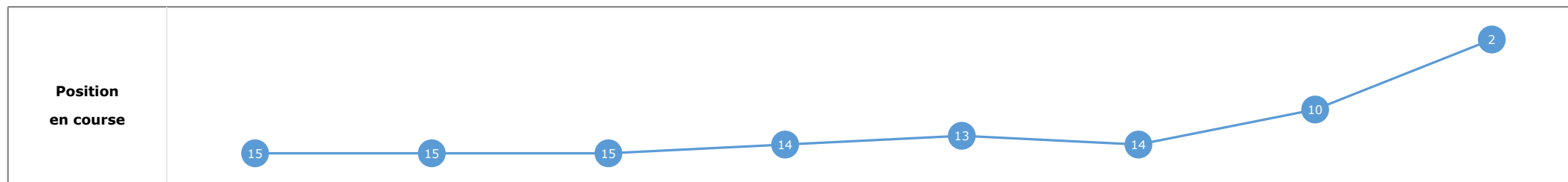
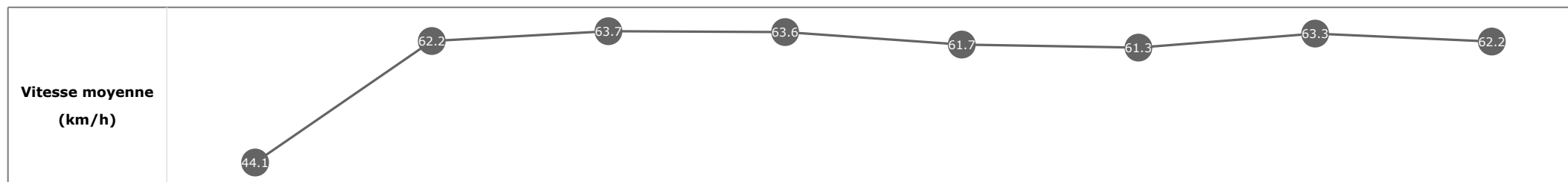


Statistiques Tracking
CHANTILLY
C1 - PRIX JOCKER - 1500m
lundi 9 mars 2020 - 13:50

Cheval **FROSTY BAY**
 Jockey **A. LEMAITRE**
 Rang d'arrivée **3**
 Temps de parcours **01:28.27**
 Tronçon le plus rapide **00:11.19** (tronçon 1000m - 800m)
 Vitesse maximale **66.38** (tronçon 1200m - 1000m)
 Vitesse moyenne **60.9**

Données de tracking

| Tronçons de 200m | DEP 1400m | 1400m 1200m | 1200m 1000m | 1000m 800m | 800m 600m | 600m 400m | 400m 200m | 200m ARR |
|--------------------------|-----------------|-----------------|-----------------|-----------------|-----------------|-----------------|-----------------|-----------------|
| Temps de parcours | 00:07.69 | 00:19.35 | 00:30.70 | 00:41.90 | 00:53.56 | 01:05.29 | 01:16.68 | 01:28.27 |
| Temps du tronçon | 00:07.69 | 00:11.65 | 00:11.35 | 00:11.19 | 00:11.66 | 00:11.73 | 00:11.38 | 00:11.59 |
| Vitesse moyenne | 44.1 | 62.2 | 63.7 | 63.6 | 61.7 | 61.3 | 63.3 | 62.2 |

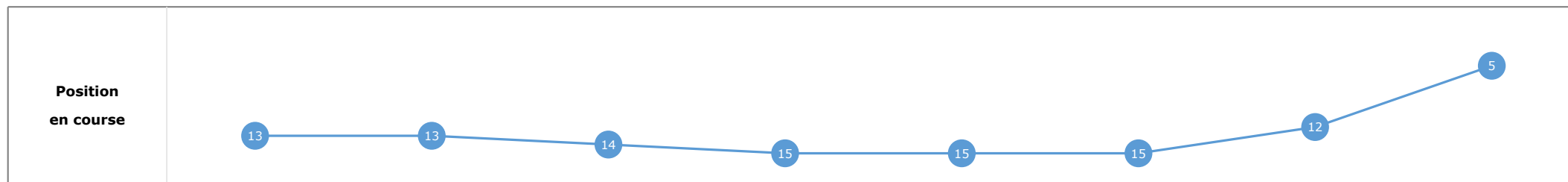
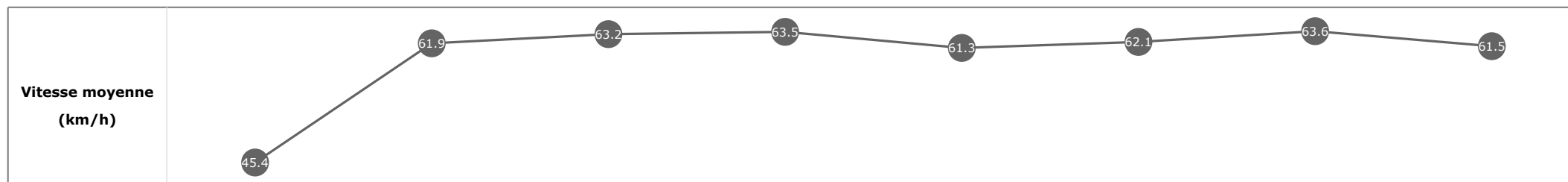


Statistiques Tracking
CHANTILLY
C1 - PRIX JOCKER - 1500m
lundi 9 mars 2020 - 13:50

Cheval **CHARNOCK RICHARD**
 Jockey **C. DEMURO**
 Rang d'arrivée **4**
 Temps de parcours **01:28.46**
 Tronçon le plus rapide **00:11.36** (tronçon 400m - 200m)
 Vitesse maximale **66.71** (tronçon 1200m - 1000m)
 Vitesse moyenne **61**

Données de tracking

| Tronçons de 200m | DEP 1400m | 1400m 1200m | 1200m 1000m | 1000m 800m | 800m 600m | 600m 400m | 400m 200m | 200m ARR |
|--------------------------|-----------------|-----------------|-----------------|-----------------|-----------------|-----------------|-----------------|-----------------|
| Temps de parcours | 00:07.49 | 00:19.22 | 00:30.64 | 00:42.02 | 00:53.81 | 01:05.38 | 01:16.75 | 01:28.46 |
| Temps du tronçon | 00:07.49 | 00:11.73 | 00:11.41 | 00:11.37 | 00:11.79 | 00:11.57 | 00:11.36 | 00:11.70 |
| Vitesse moyenne | 45.4 | 61.9 | 63.2 | 63.5 | 61.3 | 62.1 | 63.6 | 61.5 |

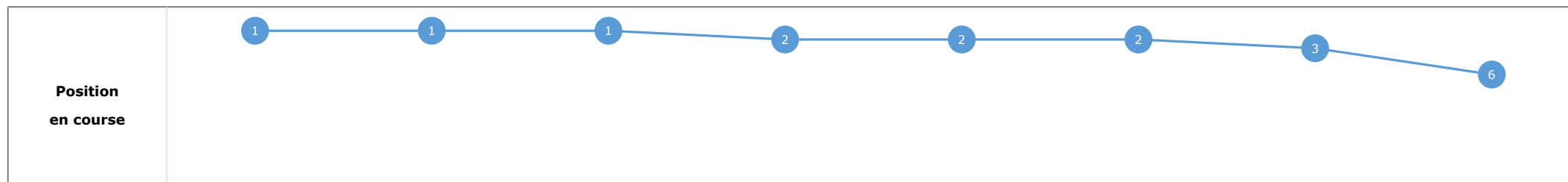
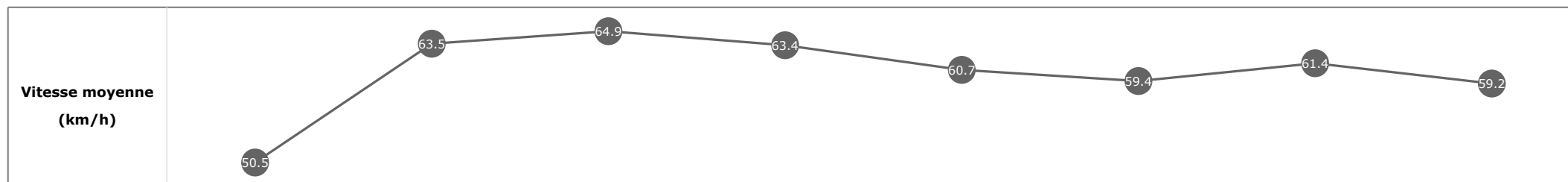


Statistiques Tracking
CHANTILLY
C1 - PRIX JOCKER - 1500m
lundi 9 mars 2020 - 13:50

Cheval **NAAB**
 Jockey **E. HARDOUIN**
 Rang d'arrivée **5**
 Temps de parcours **01:28.55**
 Tronçon le plus rapide **00:11.17** (tronçon 1200m - 1000m)
 Vitesse maximale **67.75** (tronçon 1200m - 1000m)
 Vitesse moyenne **60.9**

Données de tracking

| Tronçons de 200m | DEP 1400m | 1400m 1200m | 1200m 1000m | 1000m 800m | 800m 600m | 600m 400m | 400m 200m | 200m ARR |
|--------------------------|-----------------|-----------------|-----------------|-----------------|-----------------|-----------------|-----------------|-----------------|
| Temps de parcours | 00:06.80 | 00:18.10 | 00:29.27 | 00:40.70 | 00:52.49 | 01:04.60 | 01:16.37 | 01:28.55 |
| Temps du tronçon | 00:06.80 | 00:11.29 | 00:11.17 | 00:11.43 | 00:11.78 | 00:12.11 | 00:11.76 | 00:12.18 |
| Vitesse moyenne | 50.5 | 63.5 | 64.9 | 63.4 | 60.7 | 59.4 | 61.4 | 59.2 |


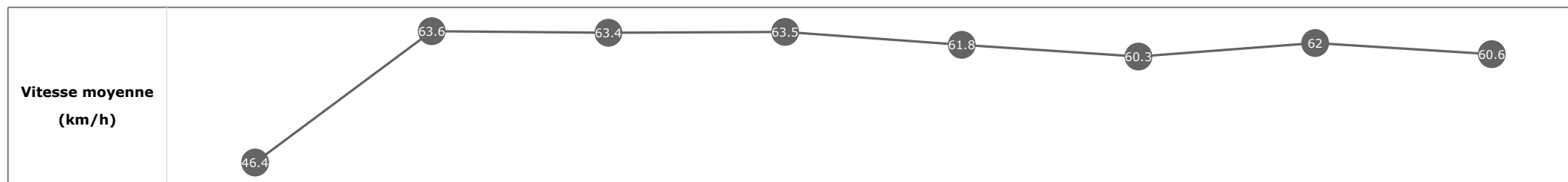


Statistiques Tracking
CHANTILLY
C1 - PRIX JOCKER - 1500m
lundi 9 mars 2020 - 13:50

Cheval **DHEVANAFUSHI**
 Jockey **V. CHEMINAUD**
 Rang d'arrivée **6**
 Temps de parcours **01:28.55**
 Tronçon le plus rapide **00:11.32** (tronçon 1000m - 800m)
 Vitesse maximale **67.14** (tronçon 1200m - 1000m)
 Vitesse moyenne **60.8**

Données de tracking

| Tronçons de 200m | DEP 1400m | 1400m 1200m | 1200m 1000m | 1000m 800m | 800m 600m | 600m 400m | 400m 200m | 200m ARR |
|--------------------------|-----------------|-----------------|-----------------|-----------------|-----------------|-----------------|-----------------|-----------------|
| Temps de parcours | 00:07.34 | 00:18.71 | 00:30.04 | 00:41.36 | 00:53.11 | 01:05.04 | 01:16.65 | 01:28.55 |
| Temps du tronçon | 00:07.34 | 00:11.37 | 00:11.33 | 00:11.32 | 00:11.74 | 00:11.93 | 00:11.61 | 00:11.89 |
| Vitesse moyenne | 46.4 | 63.6 | 63.4 | 63.5 | 61.8 | 60.3 | 62 | 60.6 |

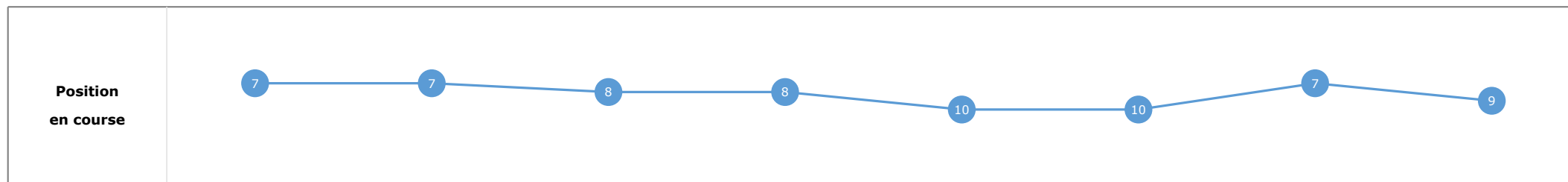
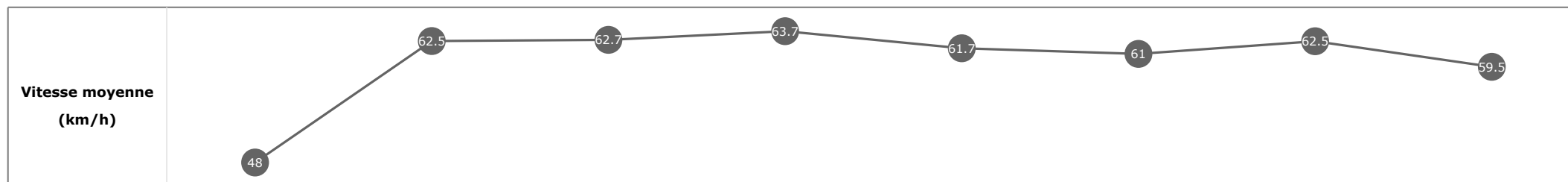


Statistiques Tracking
CHANTILLY
C1 - PRIX JOCKER - 1500m
lundi 9 mars 2020 - 13:50

Cheval **CATALOUNIYA**
 Jockey **A. BADEL**
 Rang d'arrivée **7**
 Temps de parcours **01:28.68**
 Tronçon le plus rapide **00:11.31** (tronçon 1000m - 800m)
 Vitesse maximale **67.21** (tronçon 1000m - 800m)
 Vitesse moyenne **60.8**

Données de tracking

| Tronçons de 200m | DEP 1400m | 1400m 1200m | 1200m 1000m | 1000m 800m | 800m 600m | 600m 400m | 400m 200m | 200m ARR |
|--------------------------|-----------------|-----------------|-----------------|-----------------|-----------------|-----------------|-----------------|-----------------|
| Temps de parcours | 00:07.14 | 00:18.67 | 00:30.18 | 00:41.50 | 00:53.26 | 01:05.07 | 01:16.58 | 01:28.68 |
| Temps du tronçon | 00:07.14 | 00:11.52 | 00:11.51 | 00:11.31 | 00:11.76 | 00:11.80 | 00:11.51 | 00:12.10 |
| Vitesse moyenne | 48 | 62.5 | 62.7 | 63.7 | 61.7 | 61 | 62.5 | 59.5 |

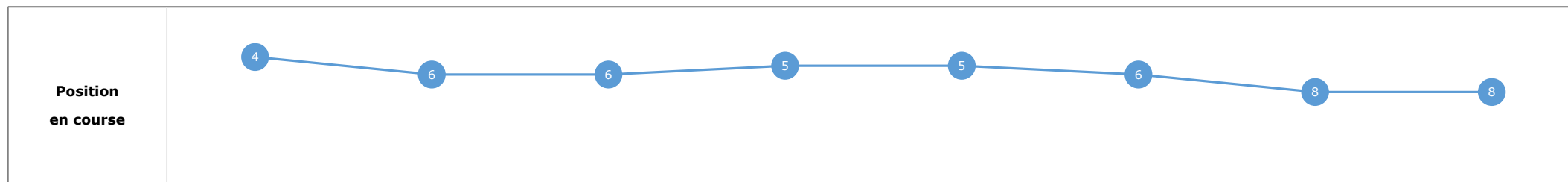
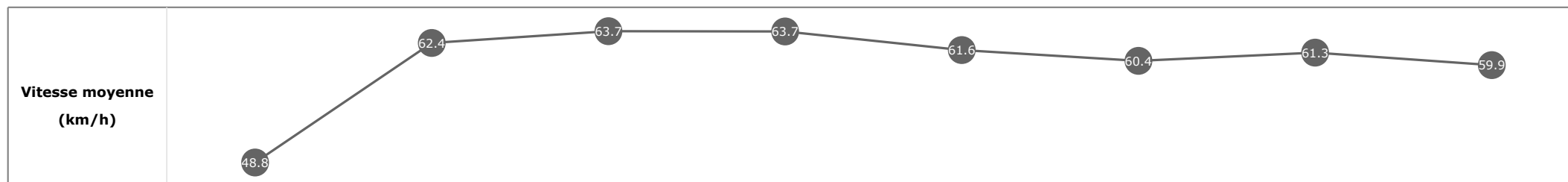


Statistiques Tracking
CHANTILLY
C1 - PRIX JOCKER - 1500m
lundi 9 mars 2020 - 13:50

Cheval **EL MANIFICO**
 Jockey **H. JOURNIAC**
 Rang d'arrivée **8**
 Temps de parcours **01:28.65**
 Tronçon le plus rapide **00:11.25** (tronçon 1000m - 800m)
 Vitesse maximale **66.60** (tronçon 1000m - 800m)
 Vitesse moyenne **60.8**

Données de tracking

| Tronçons de 200m | DEP 1400m | 1400m 1200m | 1200m 1000m | 1000m 800m | 800m 600m | 600m 400m | 400m 200m | 200m ARR |
|--------------------------|-----------------|-----------------|-----------------|-----------------|-----------------|-----------------|-----------------|-----------------|
| Temps de parcours | 00:07.02 | 00:18.55 | 00:29.90 | 00:41.16 | 00:52.92 | 01:04.91 | 01:16.59 | 01:28.65 |
| Temps du tronçon | 00:07.02 | 00:11.53 | 00:11.35 | 00:11.25 | 00:11.76 | 00:11.99 | 00:11.67 | 00:12.06 |
| Vitesse moyenne | 48.8 | 62.4 | 63.7 | 63.7 | 61.6 | 60.4 | 61.3 | 59.9 |


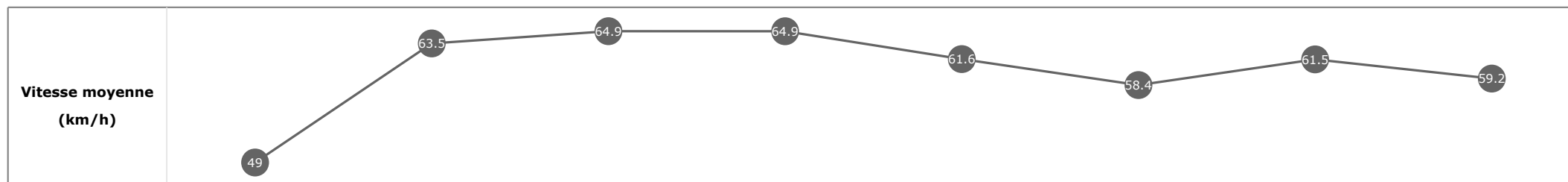


Statistiques Tracking
CHANTILLY
C1 - PRIX JOCKER - 1500m
lundi 9 mars 2020 - 13:50

Cheval **MIRACLE DES AIGLES**
 Jockey M. EON
 Rang d'arrivée **9**
 Temps de parcours **01:28.43**
 Tronçon le plus rapide **00:11.09** (tronçon 1200m - 1000m)
 Vitesse maximale **69.01** (tronçon 1200m - 1000m)
 Vitesse moyenne **60.9**

Données de tracking

| Tronçons de 200m | DEP 1400m | 1400m 1200m | 1200m 1000m | 1000m 800m | 800m 600m | 600m 400m | 400m 200m | 200m ARR |
|--------------------------|-----------------|-----------------|-----------------|-----------------|-----------------|-----------------|-----------------|-----------------|
| Temps de parcours | 00:07.01 | 00:18.29 | 00:29.38 | 00:40.53 | 00:52.21 | 01:04.55 | 01:16.26 | 01:28.43 |
| Temps du tronçon | 00:07.01 | 00:11.28 | 00:11.09 | 00:11.14 | 00:11.68 | 00:12.33 | 00:11.70 | 00:12.17 |
| Vitesse moyenne | 49 | 63.5 | 64.9 | 64.9 | 61.6 | 58.4 | 61.5 | 59.2 |

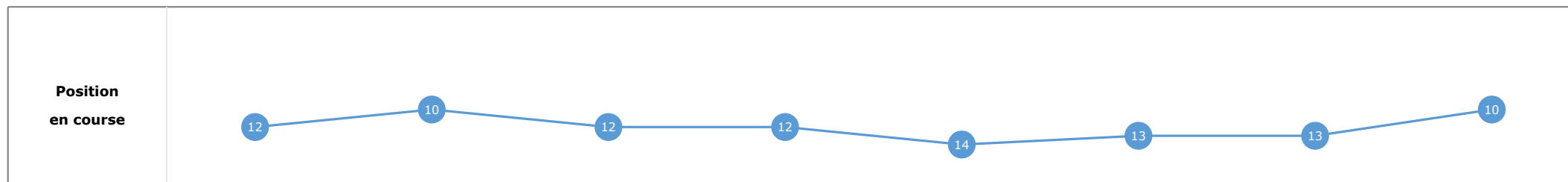
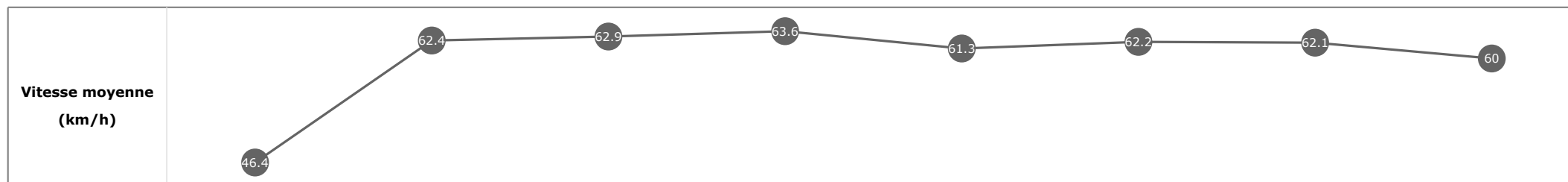


Statistiques Tracking
CHANTILLY
C1 - PRIX JOCKER - 1500m
lundi 9 mars 2020 - 13:50

Cheval **GOLD LAKE**
 Jockey **A. HAMELIN**
 Rang d'arrivée **10**
 Temps de parcours **01:28.83**
 Tronçon le plus rapide **00:11.32** (tronçon 1000m - 800m)
 Vitesse maximale **65.88** (tronçon 1000m - 800m)
 Vitesse moyenne **60.7**

Données de tracking

| Tronçons de 200m | DEP 1400m | 1400m 1200m | 1200m 1000m | 1000m 800m | 800m 600m | 600m 400m | 400m 200m | 200m ARR |
|--------------------------|-----------------|-----------------|-----------------|-----------------|-----------------|-----------------|-----------------|-----------------|
| Temps de parcours | 00:07.42 | 00:18.96 | 00:30.46 | 00:41.78 | 00:53.58 | 01:05.24 | 01:16.79 | 01:28.83 |
| Temps du tronçon | 00:07.42 | 00:11.54 | 00:11.49 | 00:11.32 | 00:11.79 | 00:11.65 | 00:11.55 | 00:12.04 |
| Vitesse moyenne | 46.4 | 62.4 | 62.9 | 63.6 | 61.3 | 62.2 | 62.1 | 60 |

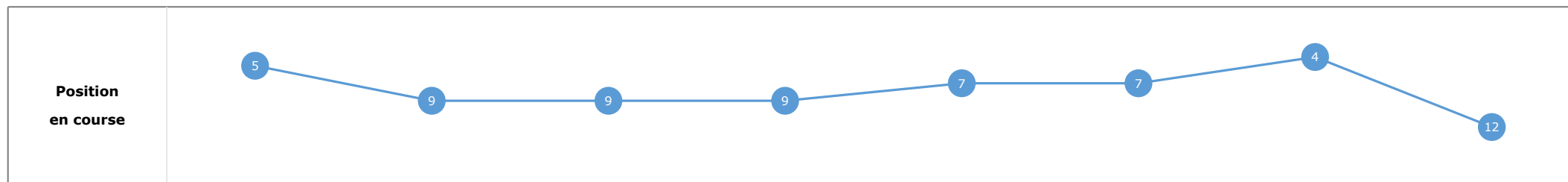
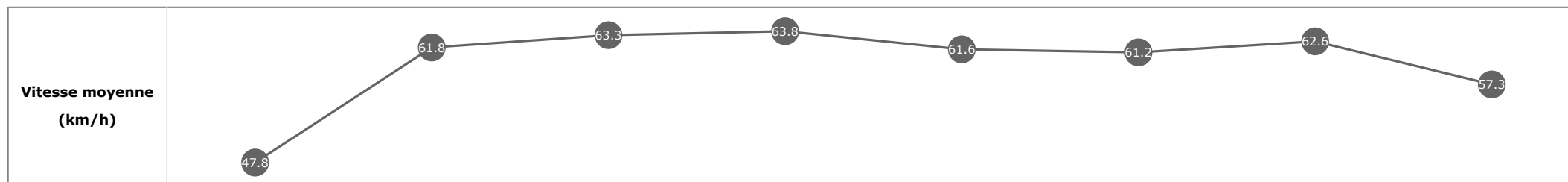


Statistiques Tracking
CHANTILLY
C1 - PRIX JOCKER - 1500m
lundi 9 mars 2020 - 13:50

Cheval **LONG ISLAND**
 Jockey M. BARZALONA
 Rang d'arrivée **11**
 Temps de parcours **01:29.01**
 Tronçon le plus rapide **00:11.29** (tronçon 1000m - 800m)
 Vitesse maximale **68.76** (tronçon 600m - 400m)
 Vitesse moyenne **60.5**

Données de tracking

| Tronçons de 200m | DEP 1400m | 1400m 1200m | 1200m 1000m | 1000m 800m | 800m 600m | 600m 400m | 400m 200m | 200m ARR |
|--------------------------|-----------------|-----------------|-----------------|-----------------|-----------------|-----------------|-----------------|-----------------|
| Temps de parcours | 00:07.09 | 00:18.82 | 00:30.21 | 00:41.50 | 00:53.09 | 01:04.92 | 01:16.43 | 01:29.01 |
| Temps du tronçon | 00:07.09 | 00:11.73 | 00:11.39 | 00:11.29 | 00:11.58 | 00:11.83 | 00:11.50 | 00:12.58 |
| Vitesse moyenne | 47.8 | 61.8 | 63.3 | 63.8 | 61.6 | 61.2 | 62.6 | 57.3 |


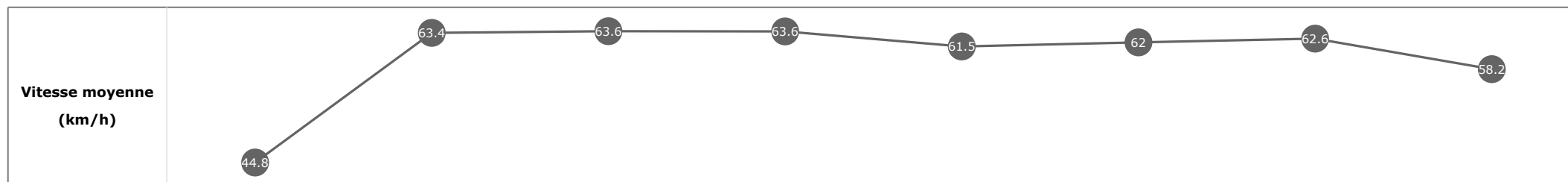


Statistiques Tracking
CHANTILLY
C1 - PRIX JOCKER - 1500m
lundi 9 mars 2020 - 13:50

Cheval **ON THE SEA**
 Jockey C. SOUMILLON
 Rang d'arrivée **12**
 Temps de parcours **01:28.94**
 Tronçon le plus rapide **00:11.31** (tronçon 1200m - 1000m)
 Vitesse maximale **67.00** (tronçon 1400m - 1200m)
 Vitesse moyenne **60.6**

Données de tracking

| Tronçons de 200m | DEP 1400m | 1400m 1200m | 1200m 1000m | 1000m 800m | 800m 600m | 600m 400m | 400m 200m | 200m ARR |
|--------------------------|-----------------|-----------------|-----------------|-----------------|-----------------|-----------------|-----------------|-----------------|
| Temps de parcours | 00:07.57 | 00:19.01 | 00:30.32 | 00:41.64 | 00:53.39 | 01:05.00 | 01:16.55 | 01:28.94 |
| Temps du tronçon | 00:07.57 | 00:11.43 | 00:11.31 | 00:11.32 | 00:11.74 | 00:11.61 | 00:11.55 | 00:12.38 |
| Vitesse moyenne | 44.8 | 63.4 | 63.6 | 63.6 | 61.5 | 62 | 62.6 | 58.2 |

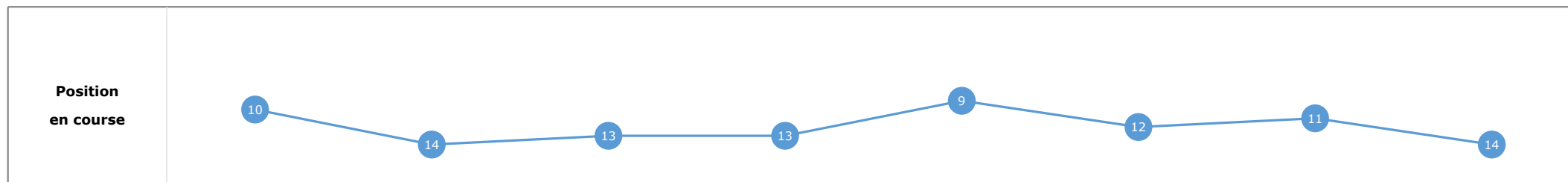
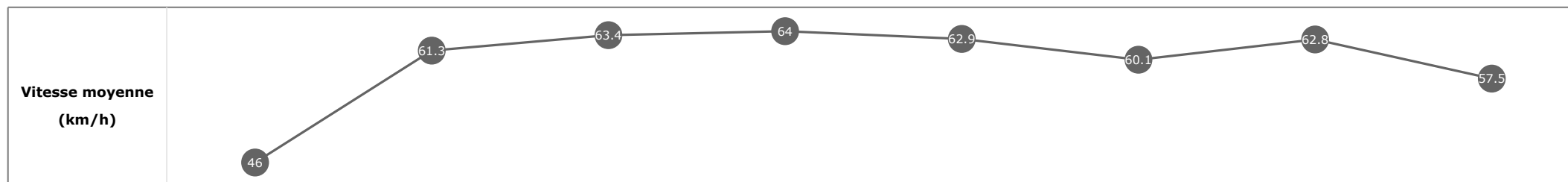


Statistiques Tracking
CHANTILLY
C1 - PRIX JOCKER - 1500m
lundi 9 mars 2020 - 13:50

Cheval **EL INDIO**
 Jockey **S. PASQUIER**
 Rang d'arrivée **13**
 Temps de parcours **01:29.17**
 Tronçon le plus rapide **00:11.22** (tronçon 1000m - 800m)
 Vitesse maximale **68.11** (tronçon 1200m - 1000m)
 Vitesse moyenne **60.3**

Données de tracking

| Tronçons de 200m | DEP 1400m | 1400m 1200m | 1200m 1000m | 1000m 800m | 800m 600m | 600m 400m | 400m 200m | 200m ARR |
|--------------------------|-----------------|-----------------|-----------------|-----------------|-----------------|-----------------|-----------------|-----------------|
| Temps de parcours | 00:07.38 | 00:19.22 | 00:30.56 | 00:41.79 | 00:53.23 | 01:05.18 | 01:16.71 | 01:29.17 |
| Temps du tronçon | 00:07.38 | 00:11.84 | 00:11.34 | 00:11.22 | 00:11.44 | 00:11.94 | 00:11.52 | 00:12.46 |
| Vitesse moyenne | 46 | 61.3 | 63.4 | 64 | 62.9 | 60.1 | 62.8 | 57.5 |

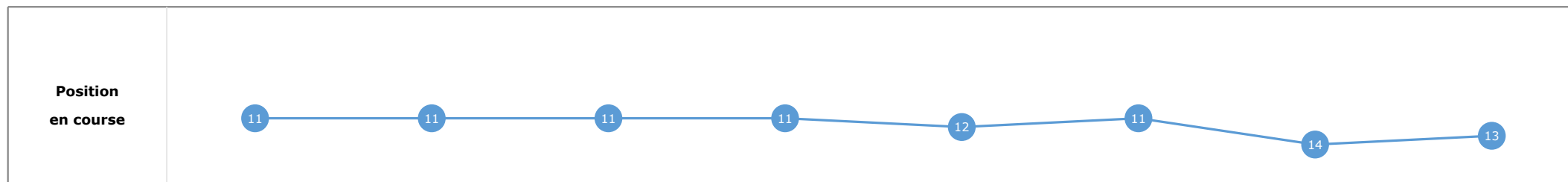
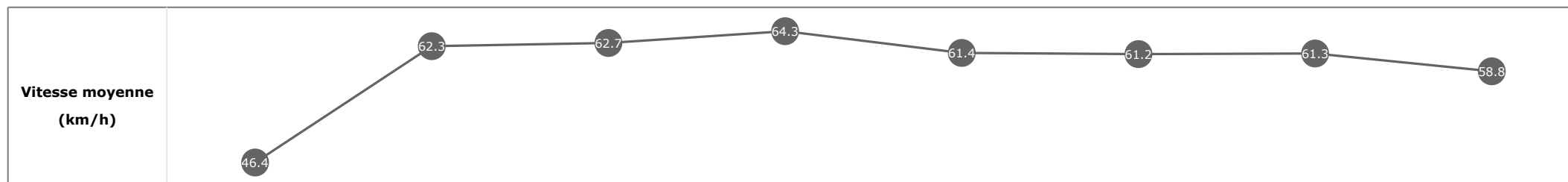


Statistiques Tracking
CHANTILLY
C1 - PRIX JOCKER - 1500m
lundi 9 mars 2020 - 13:50

Cheval **WOODMAX**
 Jockey S. RUIS
 Rang d'arrivée **14**
 Temps de parcours **01:29.10**
 Tronçon le plus rapide **00:11.18** (tronçon 1000m - 800m)
 Vitesse maximale **68.69** (tronçon 600m - 400m)
 Vitesse moyenne **60.4**

Données de tracking

| Tronçons de 200m | DEP 1400m | 1400m 1200m | 1200m 1000m | 1000m 800m | 800m 600m | 600m 400m | 400m 200m | 200m ARR |
|--------------------------|-----------------|-----------------|-----------------|-----------------|-----------------|-----------------|-----------------|-----------------|
| Temps de parcours | 00:07.41 | 00:19.00 | 00:30.46 | 00:41.65 | 00:53.41 | 01:05.15 | 01:16.88 | 01:29.10 |
| Temps du tronçon | 00:07.41 | 00:11.59 | 00:11.45 | 00:11.18 | 00:11.76 | 00:11.74 | 00:11.72 | 00:12.22 |
| Vitesse moyenne | 46.4 | 62.3 | 62.7 | 64.3 | 61.4 | 61.2 | 61.3 | 58.8 |


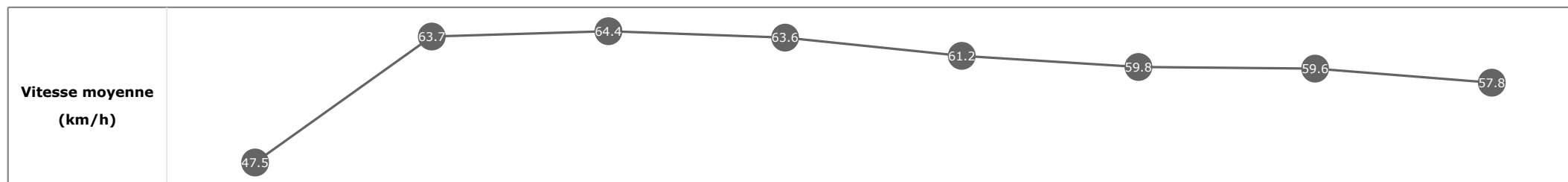


Statistiques Tracking
CHANTILLY
C1 - PRIX JOCKER - 1500m
lundi 9 mars 2020 - 13:50

Cheval **GREYWAY**
 Jockey **J. MOUTARD**
 Rang d'arrivée **15**
 Temps de parcours **01:29.43**
 Tronçon le plus rapide **00:11.18** (tronçon 1200m - 1000m)
 Vitesse maximale **67.75** (tronçon 1000m - 800m)
 Vitesse moyenne **60.2**

Données de tracking

| Tronçons de 200m | DEP 1400m | 1400m 1200m | 1200m 1000m | 1000m 800m | 800m 600m | 600m 400m | 400m 200m | 200m ARR |
|--------------------------|-----------------|-----------------|-----------------|-----------------|-----------------|-----------------|-----------------|-----------------|
| Temps de parcours | 00:07.21 | 00:18.47 | 00:29.65 | 00:41.02 | 00:52.82 | 01:04.85 | 01:16.89 | 01:29.43 |
| Temps du tronçon | 00:07.21 | 00:11.25 | 00:11.18 | 00:11.36 | 00:11.79 | 00:12.03 | 00:12.04 | 00:12.53 |
| Vitesse moyenne | 47.5 | 63.7 | 64.4 | 63.6 | 61.2 | 59.8 | 59.6 | 57.8 |



Cheval **VAUTRIN**
 Jockey NON PARTANT
 Rang d'arrivée **0**
 Temps de parcours **00:00.00**
 Tronçon le plus rapide
 Vitesse maximale
 Vitesse moyenne

Données de tracking

| Tronçons de 200m | 0m ARR | 0m ARR | 0m ARR | 0m ARR | 0m ARR | 0m ARR | 0m ARR | 0m ARR | 0m ARR |
|--------------------------|-----------|-----------|-----------|-----------|-----------|-----------|-----------|-----------|-----------|
| Temps de parcours | | | | | | | | | |
| Temps du tronçon | | | | | | | | | |
| Vitesse moyenne | | | | | | | | | |

| | |
|-----------------------------------|--|
| Vitesse moyenne (km/h) | |
|-----------------------------------|--|

| | |
|-------------------------------|--|
| Position en course | |
|-------------------------------|--|