

Statistiques Tracking
CHANTILLY
C7 - PRIX DU NOYER - 1900m
lundi 9 mars 2020 - 17:20


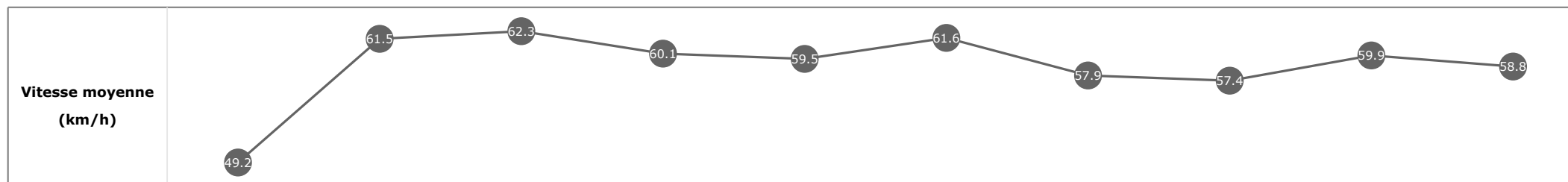
Partant (corde)	Cheval	Arrivée officielle	Tronçons de 200m Temps passage en tête Durée du tronçon		DEP - 1000m	1000m - 800m	800m - 600m	600m - 400m	400m - 200m	200m - ARR	Temps officiel	Derniers 600m	Parcouru vs. 1er
			Vitesse Max	200m les plus rapides	00:54.12 00:54.12	01:05.81 00:11.69	01:18.22 00:12.41	01:30.81 00:12.58	01:42.77 00:11.96	01:55.02 00:12.25			
					T1	T2	T3	T4	T5	T6			
11 (17)	DANDY PLACE A. NICCO	1	64.08 T1	00:11.58 T1	00:54.12 1 00:54.12	01:05.81 1 00:11.69	01:18.22 1 00:12.41	01:30.81 1 00:12.58	01:42.77 1 00:11.96	01:55.04 00:12.27	1'55"98	00:36.82	
12 (5)	POLE CELESTE J. MOBIAN	2	67.03 T1	00:11.50 T1	00:54.24 2 00:54.24	01:06.00 2 00:11.75	01:18.39 3 00:12.39	01:30.86 2 00:12.47	01:42.82 2 00:11.96	01:55.02 00:12.20	1'55"99	00:36.63	0.45
2 (16)	KADNIKOV C. MIETTE	3	65.02 T2	00:11.59 T2	00:55.42 13 00:55.42	01:07.01 13 00:11.59	01:19.20 13 00:12.18	01:31.56 12 00:12.36	01:43.35 8 00:11.79	01:55.48 00:12.13	1'56"35	00:36.28	-0.42
17 (11)	MAHER SENORA C. GUITRAUD	4	64.80 T5	00:11.69 T2	00:54.60 5 00:54.60	01:06.29 5 00:11.69	01:18.47 4 00:12.17	01:31.05 4 00:12.58	01:43.02 3 00:11.97	01:55.51 00:12.48	1'56"42	00:37.04	1.17
1 (14)	SANCHO A. HAMELIN	5	65.16 T1	00:11.59 T1	00:55.57 15 00:55.57	01:07.31 15 00:11.73	01:19.69 16 00:12.37	01:31.90 16 00:12.21	01:43.58 11 00:11.67	01:55.63 00:12.05	1'56"43	00:35.94	0.78
6 (3)	EL VISO T. BACHELOT	6	64.55 T1	00:11.64 T1	00:54.91 8 00:54.91	01:06.58 9 00:11.67	01:18.83 8 00:12.24	01:31.28 8 00:12.45	01:43.26 5 00:11.97	01:55.54 00:12.28	1'56"45	00:36.70	2.33
7 (2)	SHAYANDI F. PANICUCCI	7	64.76 T2	00:11.55 T1	00:54.45 3 00:54.45	01:06.15 4 00:11.69	01:18.38 2 00:12.23	01:31.04 3 00:12.66	01:43.17 4 00:12.12	01:55.67 00:12.50	1'56"51	00:37.29	-0.80
10 (1)	MANSOUN C. DEMURO	8	64.73 T1	00:11.61 T1	00:54.79 7 00:54.79	01:06.44 7 00:11.64	01:18.68 7 00:12.24	01:31.23 6 00:12.54	01:43.32 7 00:12.09	01:55.82 00:12.49	1'56"68	00:37.13	1.86
4 (4)	FORBIDDEN CITY PC. BOUDOT	9	64.51 T1	00:11.74 T2	00:55.12 10 00:55.12	01:06.86 11 00:11.74	01:19.01 11 00:12.14	01:31.40 10 00:12.39	01:43.31 6 00:11.91	01:56.16 00:12.84	1'56"97	00:37.15	0.87
15 (6)	URSUS E. HARDOUIN	10	64.58 T2	00:11.64 T1	00:55.73 16 00:55.73	01:07.45 16 00:11.72	01:19.63 15 00:12.17	01:31.77 14 00:12.13	01:43.72 12 00:11.95	01:56.23 00:12.51	1'57"00	00:36.60	0.55
8 (10)	RAY OF HOPE M. FOREST	11	65.38 T3	00:11.66 T2	00:54.76 6 00:54.76	01:06.43 6 00:11.66	01:18.64 6 00:12.21	01:31.27 7 00:12.62	01:43.40 9 00:12.13	01:56.46 00:13.05	1'57"21	00:37.81	-0.33
9 (7)	HAPPY ENDING E. LEBRETON	12	64.26 T2	00:11.58 T2	00:55.13 11 00:55.13	01:06.72 10 00:11.58	01:19.00 10 00:12.28	01:31.52 11 00:12.52	01:43.75 13 00:12.22	01:56.57 00:12.82	1'57"28	00:37.57	-0.28
13 (9)	DRAGON LOVE C. SOUMILLON	13	63.83 T1	00:11.60 T2	00:54.97 9 00:54.97	01:06.57 8 00:11.60	01:18.84 9 00:12.27	01:31.32 9 00:12.47	01:43.51 10 00:12.18	01:56.55 00:13.04	1'57"45	00:37.70	0.28
14 (8)	SECRET PEARL A. MOLINS	14	64.69 T3	00:11.60 T2	00:55.27 12 00:55.27	01:06.87 12 00:11.60	01:19.16 12 00:12.28	01:31.66 13 00:12.50	01:43.97 14 00:12.30	01:57.25 00:13.27	1'57"90	00:38.08	-0.52
5 (13)	STROMBOLI S. RUIS	15	65.38 T1	00:11.69 T2	00:55.46 14 00:55.46	01:07.15 14 00:11.69	01:19.36 14 00:12.20	01:31.79 15 00:12.43	01:44.01 15 00:12.21	01:57.31 00:13.29	1'57"99	00:37.94	2.16
3 (15)	LIFE'S A BREEZE D. SANTIAGO	16	64.84 T1	00:11.49 T2	00:54.51 4 00:54.51	01:06.01 3 00:11.49	01:18.55 5 00:12.54	01:31.11 5 00:12.56	01:44.26 16 00:13.14	02:00.50 00:16.23	2'01"61	00:41.94	2.00
16 (12)	JE SUIS CHARLIE T. PICCONE												

Statistiques Tracking
CHANTILLY
C7 - PRIX DU NOYER - 1900m
lundi 9 mars 2020 - 17:20

Cheval **DANDY PLACE**
 Jockey A. NICCO
 Rang d'arrivée **1**
 Temps de parcours **01:55.04**
 Tronçon le plus rapide **00:11.58** (tronçon 1600m - 1400m)
 Vitesse maximale **64.08** (tronçon 1600m - 1400m)
 Vitesse moyenne **59.2**

Données de tracking

Tronçons de 200m	DEP 1800m	1800m 1600m	1600m 1400m	1400m 1200m	1200m 1000m	1000m 800m	800m 600m	600m 400m	400m 200m	200m ARR
Temps de parcours	00:06.68	00:18.39	00:29.97	00:41.97	00:54.12	01:05.81	01:18.22	01:30.81	01:42.77	01:55.04
Temps du tronçon	00:06.68	00:11.71	00:11.58	00:11.99	00:12.14	00:11.69	00:12.41	00:12.58	00:11.96	00:12.27
Vitesse moyenne	49.2	61.5	62.3	60.1	59.5	61.6	57.9	57.4	59.9	58.8


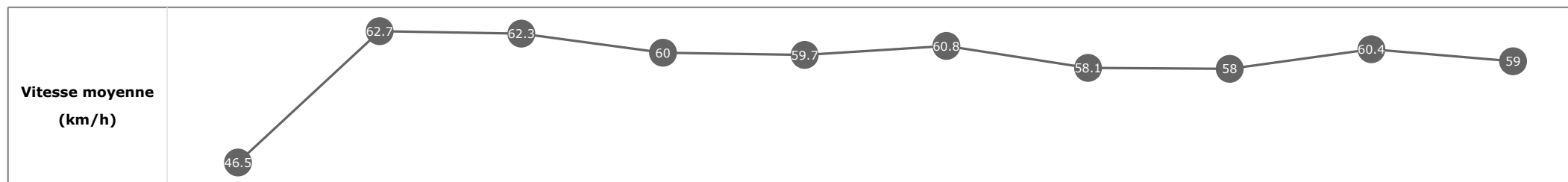


Statistiques Tracking
CHANTILLY
C7 - PRIX DU NOYER - 1900m
lundi 9 mars 2020 - 17:20

Cheval **POLE CELESTE**
 Jockey **J. MOBIAN**
 Rang d'arrivée **2**
 Temps de parcours **01:55.02**
 Tronçon le plus rapide **00:11.50** (tronçon 1800m - 1600m)
 Vitesse maximale **67.03** (tronçon 1800m - 1600m)
 Vitesse moyenne **59.3**

Données de tracking

Tronçons de 200m	DEP 1800m	1800m 1600m	1600m 1400m	1400m 1200m	1200m 1000m	1000m 800m	800m 600m	600m 400m	400m 200m	200m ARR
Temps de parcours	00:07.07	00:18.57	00:30.15	00:42.16	00:54.24	01:06.00	01:18.39	01:30.86	01:42.82	01:55.02
Temps du tronçon	00:07.07	00:11.50	00:11.57	00:12.00	00:12.08	00:11.75	00:12.39	00:12.47	00:11.96	00:12.20
Vitesse moyenne	46.5	62.7	62.3	60	59.7	60.8	58.1	58	60.4	59

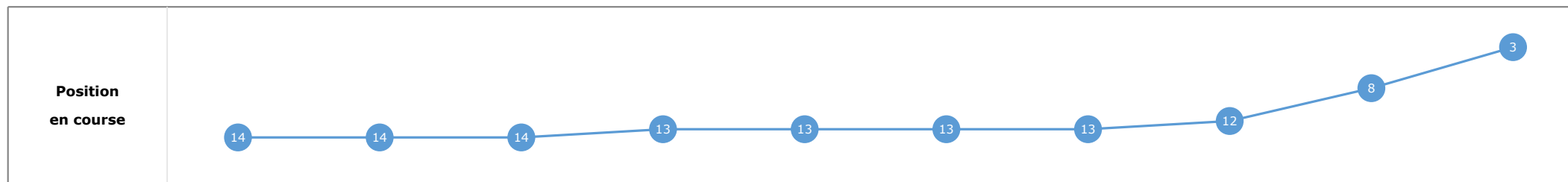
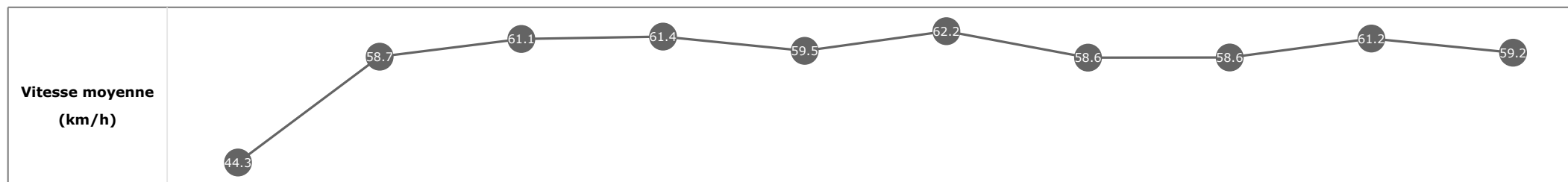


Statistiques Tracking
CHANTILLY
C7 - PRIX DU NOYER - 1900m
lundi 9 mars 2020 - 17:20

Cheval **KADNIKOV**
 Jockey **C. MIETTE**
 Rang d'arrivée **3**
 Temps de parcours **01:55.48**
 Tronçon le plus rapide **00:11.59** (tronçon 1000m - 800m)
 Vitesse maximale **65.02** (tronçon 1000m - 800m)
 Vitesse moyenne **59**

Données de tracking

Tronçons de 200m	DEP 1800m	1800m 1600m	1600m 1400m	1400m 1200m	1200m 1000m	1000m 800m	800m 600m	600m 400m	400m 200m	200m ARR
Temps de parcours	00:07.51	00:19.81	00:31.61	00:43.27	00:55.42	01:07.01	01:19.20	01:31.56	01:43.35	01:55.48
Temps du tronçon	00:07.51	00:12.30	00:11.79	00:11.65	00:12.15	00:11.59	00:12.18	00:12.36	00:11.79	00:12.13
Vitesse moyenne	44.3	58.7	61.1	61.4	59.5	62.2	58.6	58.6	61.2	59.2

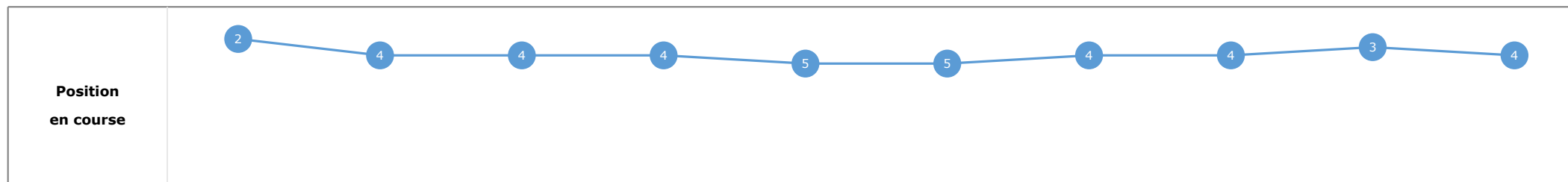
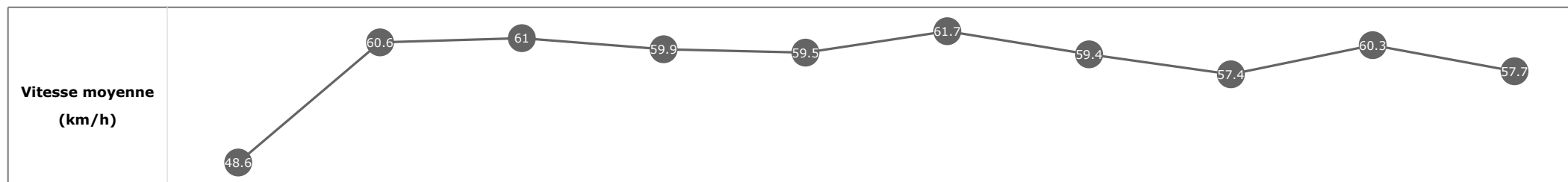


Statistiques Tracking
CHANTILLY
C7 - PRIX DU NOYER - 1900m
lundi 9 mars 2020 - 17:20

Cheval **MAHER SENORA**
 Jockey **C. GUITRAUD**
 Rang d'arrivée **4**
 Temps de parcours **01:55.51**
 Tronçon le plus rapide **00:11.69** (tronçon 1000m - 800m)
 Vitesse maximale **64.80** (tronçon 400m - 200m)
 Vitesse moyenne **59**

Données de tracking

Tronçons de 200m	DEP 1800m	1800m 1600m	1600m 1400m	1400m 1200m	1200m 1000m	1000m 800m	800m 600m	600m 400m	400m 200m	200m ARR
Temps de parcours	00:06.83	00:18.73	00:30.54	00:42.55	00:54.60	01:06.29	01:18.47	01:31.05	01:43.02	01:55.51
Temps du tronçon	00:06.83	00:11.90	00:11.80	00:12.01	00:12.04	00:11.69	00:12.17	00:12.58	00:11.97	00:12.48
Vitesse moyenne	48.6	60.6	61	59.9	59.5	61.7	59.4	57.4	60.3	57.7

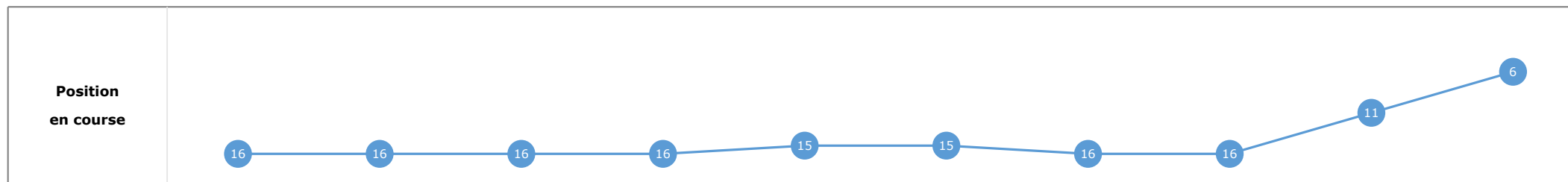
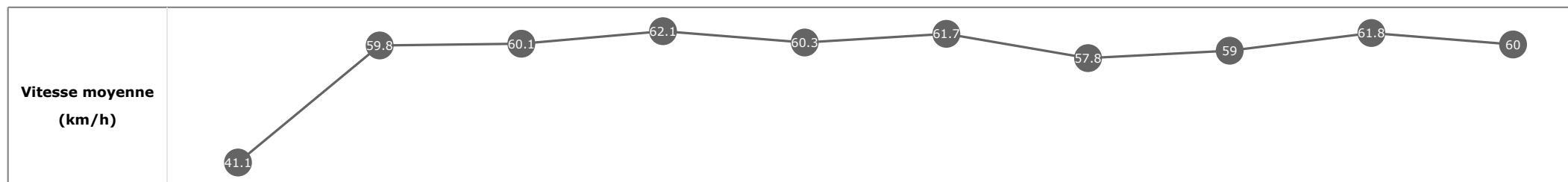


Statistiques Tracking
CHANTILLY
C7 - PRIX DU NOYER - 1900m
lundi 9 mars 2020 - 17:20

Cheval **SANCHO**
 Jockey A. HAMELIN
 Rang d'arrivée **5**
 Temps de parcours **01:55.63**
 Tronçon le plus rapide **00:11.59** (tronçon 1400m - 1200m)
 Vitesse maximale **65.16** (tronçon 1400m - 1200m)
 Vitesse moyenne **59**

Données de tracking

Tronçons de 200m	DEP 1800m	1800m 1600m	1600m 1400m	1400m 1200m	1200m 1000m	1000m 800m	800m 600m	600m 400m	400m 200m	200m ARR
Temps de parcours	00:07.99	00:20.11	00:32.06	00:43.65	00:55.57	01:07.31	01:19.69	01:31.90	01:43.58	01:55.63
Temps du tronçon	00:07.99	00:12.12	00:11.94	00:11.59	00:11.92	00:11.73	00:12.37	00:12.21	00:11.67	00:12.05
Vitesse moyenne	41.1	59.8	60.1	62.1	60.3	61.7	57.8	59	61.8	60

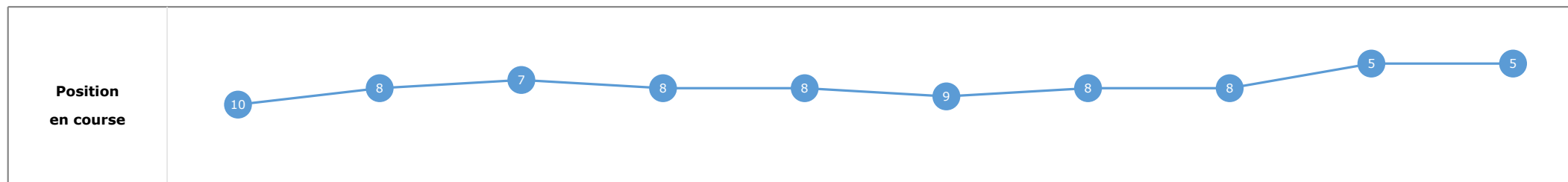
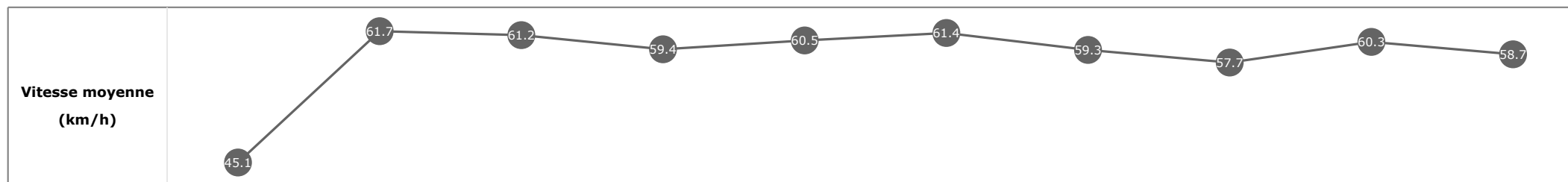


Statistiques Tracking
CHANTILLY
C7 - PRIX DU NOYER - 1900m
lundi 9 mars 2020 - 17:20

Cheval **EL VISO**
 Jockey **T. BACHELOT**
 Rang d'arrivée **6**
 Temps de parcours **01:55.54**
 Tronçon le plus rapide **00:11.64** (tronçon 1800m - 1600m)
 Vitesse maximale **64.55** (tronçon 1600m - 1400m)
 Vitesse moyenne **59**

Données de tracking

Tronçons de 200m	DEP 1800m	1800m 1600m	1600m 1400m	1400m 1200m	1200m 1000m	1000m 800m	800m 600m	600m 400m	400m 200m	200m ARR
Temps de parcours	00:07.34	00:18.98	00:30.77	00:42.89	00:54.91	01:06.58	01:18.83	01:31.28	01:43.26	01:55.54
Temps du tronçon	00:07.34	00:11.64	00:11.79	00:12.11	00:12.01	00:11.67	00:12.24	00:12.45	00:11.97	00:12.28
Vitesse moyenne	45.1	61.7	61.2	59.4	60.5	61.4	59.3	57.7	60.3	58.7

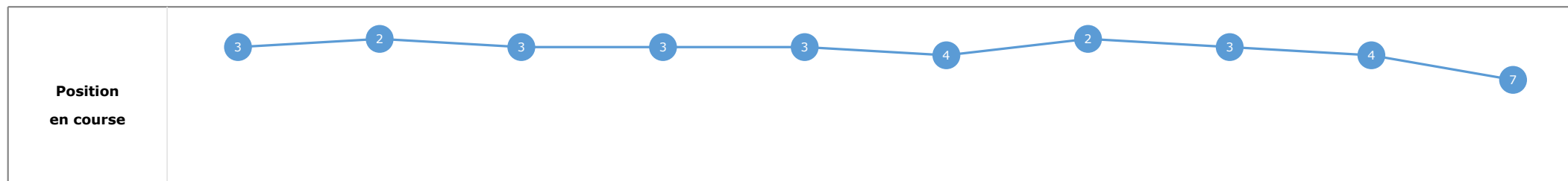
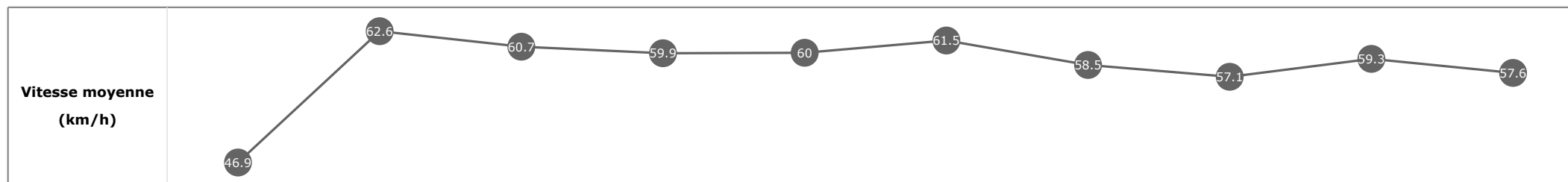


Statistiques Tracking
CHANTILLY
C7 - PRIX DU NOYER - 1900m
lundi 9 mars 2020 - 17:20

Cheval **SHAYANDI**
 Jockey **F. PANICUCCI**
 Rang d'arrivée **7**
 Temps de parcours **01:55.67**
 Tronçon le plus rapide **00:11.55** (tronçon 1800m - 1600m)
 Vitesse maximale **64.76** (tronçon 1000m - 800m)
 Vitesse moyenne **58.9**

Données de tracking

Tronçons de 200m	DEP 1800m	1800m 1600m	1600m 1400m	1400m 1200m	1200m 1000m	1000m 800m	800m 600m	600m 400m	400m 200m	200m ARR
Temps de parcours	00:06.99	00:18.55	00:30.38	00:42.45	00:54.45	01:06.15	01:18.38	01:31.04	01:43.17	01:55.67
Temps du tronçon	00:06.99	00:11.55	00:11.83	00:12.06	00:12.00	00:11.69	00:12.23	00:12.66	00:12.12	00:12.50
Vitesse moyenne	46.9	62.6	60.7	59.9	60	61.5	58.5	57.1	59.3	57.6


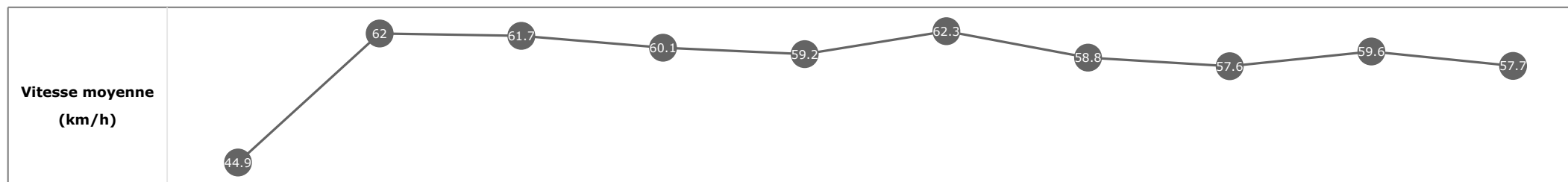


Statistiques Tracking
CHANTILLY
C7 - PRIX DU NOYER - 1900m
lundi 9 mars 2020 - 17:20

Cheval **MANSOUN**
 Jockey **C. DEMURO**
 Rang d'arrivée **8**
 Temps de parcours **01:55.82**
 Tronçon le plus rapide **00:11.61** (tronçon 1800m - 1600m)
 Vitesse maximale **64.73** (tronçon 1800m - 1600m)
 Vitesse moyenne **58.9**

Données de tracking

Tronçons de 200m	DEP 1800m	1800m 1600m	1600m 1400m	1400m 1200m	1200m 1000m	1000m 800m	800m 600m	600m 400m	400m 200m	200m ARR
Temps de parcours	00:07.35	00:18.96	00:30.61	00:42.61	00:54.79	01:06.44	01:18.68	01:31.23	01:43.32	01:55.82
Temps du tronçon	00:07.35	00:11.61	00:11.64	00:11.99	00:12.18	00:11.64	00:12.24	00:12.54	00:12.09	00:12.49
Vitesse moyenne	44.9	62	61.7	60.1	59.2	62.3	58.8	57.6	59.6	57.7

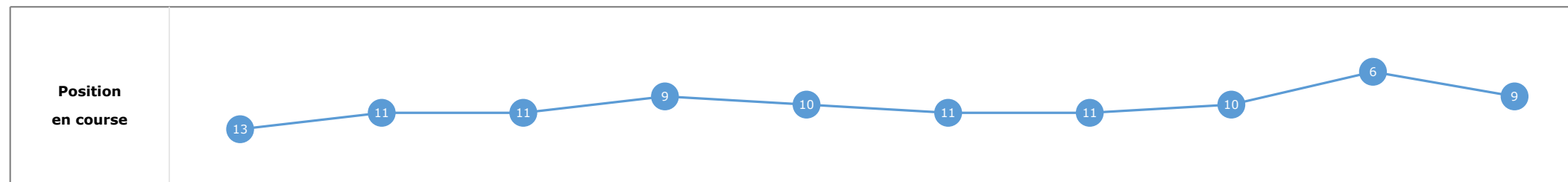
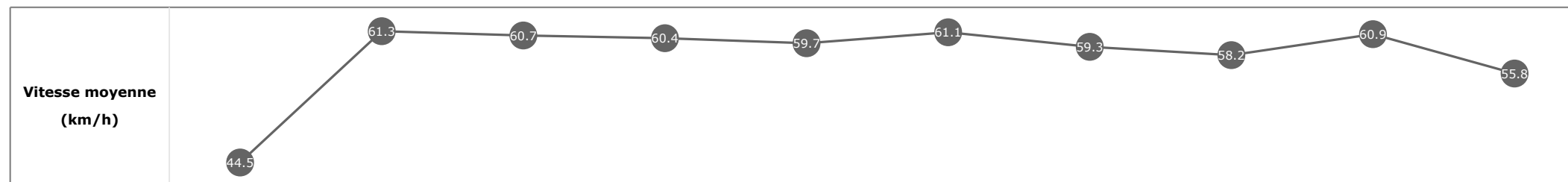


Statistiques Tracking
CHANTILLY
C7 - PRIX DU NOYER - 1900m
lundi 9 mars 2020 - 17:20

Cheval **FORBIDDEN CITY**
 Jockey PC. BOUDOT
 Rang d'arrivée **9**
 Temps de parcours **01:56.16**
 Tronçon le plus rapide **00:11.74** (tronçon 1000m - 800m)
 Vitesse maximale **64.51** (tronçon 1400m - 1200m)
 Vitesse moyenne **58.7**

Données de tracking

Tronçons de 200m	DEP 1800m	1800m 1600m	1600m 1400m	1400m 1200m	1200m 1000m	1000m 800m	800m 600m	600m 400m	400m 200m	200m ARR
Temps de parcours	00:07.44	00:19.22	00:31.05	00:42.98	00:55.12	01:06.86	01:19.01	01:31.40	01:43.31	01:56.16
Temps du tronçon	00:07.44	00:11.78	00:11.83	00:11.92	00:12.14	00:11.74	00:12.14	00:12.39	00:11.91	00:12.84
Vitesse moyenne	44.5	61.3	60.7	60.4	59.7	61.1	59.3	58.2	60.9	55.8

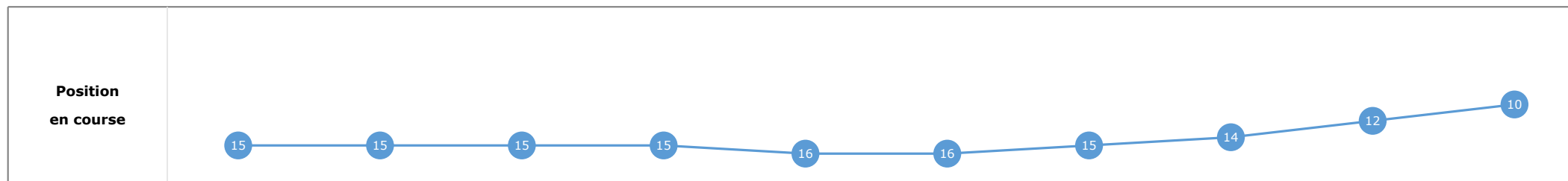
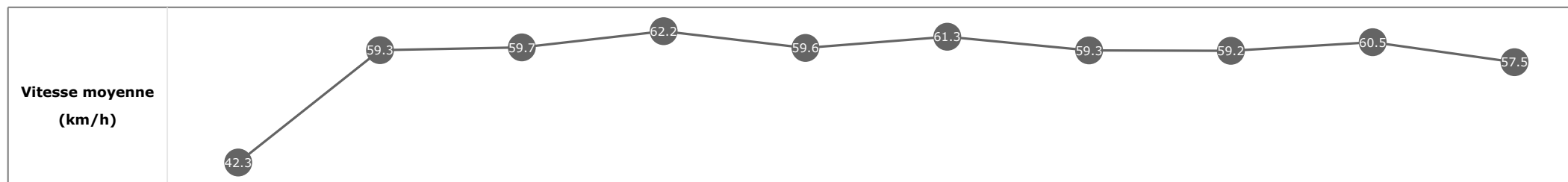


Statistiques Tracking
CHANTILLY
C7 - PRIX DU NOYER - 1900m
lundi 9 mars 2020 - 17:20

Cheval **URSUS**
 Jockey **E. HARDOUIN**
 Rang d'arrivée **10**
 Temps de parcours **01:56.23**
 Tronçon le plus rapide **00:11.64** (tronçon 1400m - 1200m)
 Vitesse maximale **64.58** (tronçon 1000m - 800m)
 Vitesse moyenne **58.6**

Données de tracking

Tronçons de 200m	DEP 1800m	1800m 1600m	1600m 1400m	1400m 1200m	1200m 1000m	1000m 800m	800m 600m	600m 400m	400m 200m	200m ARR
Temps de parcours	00:07.77	00:19.95	00:31.99	00:43.63	00:55.73	01:07.45	01:19.63	01:31.77	01:43.72	01:56.23
Temps du tronçon	00:07.77	00:12.18	00:12.03	00:11.64	00:12.09	00:11.72	00:12.17	00:12.13	00:11.95	00:12.51
Vitesse moyenne	42.3	59.3	59.7	62.2	59.6	61.3	59.3	59.2	60.5	57.5

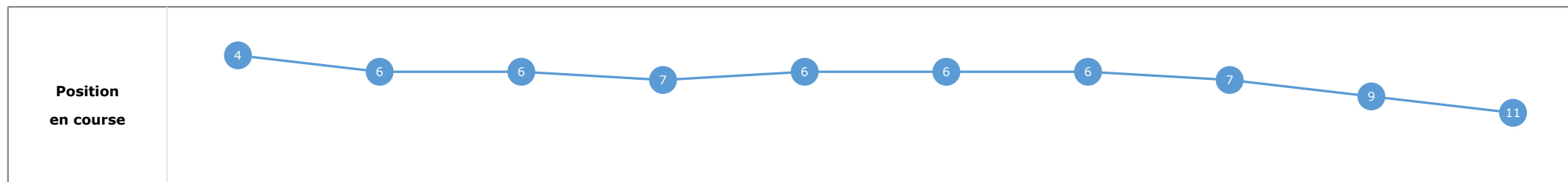
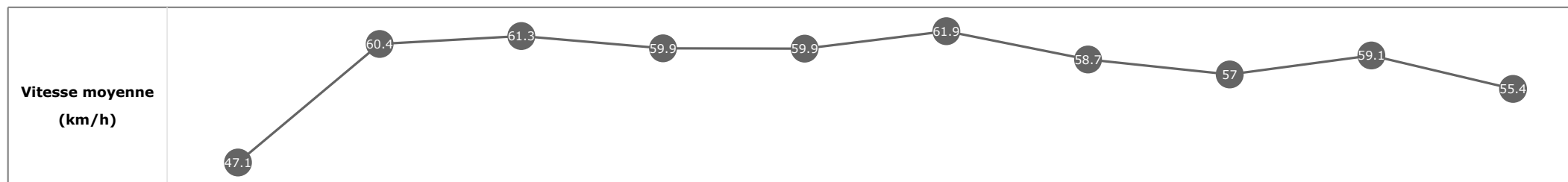


Statistiques Tracking
CHANTILLY
C7 - PRIX DU NOYER - 1900m
lundi 9 mars 2020 - 17:20

Cheval **RAY OF HOPE**
 Jockey **M. FOREST**
 Rang d'arrivée **11**
 Temps de parcours **01:56.46**
 Tronçon le plus rapide **00:11.66** (tronçon 1000m - 800m)
 Vitesse maximale **65.38** (tronçon 800m - 600m)
 Vitesse moyenne **58.5**

Données de tracking

Tronçons de 200m	DEP 1800m	1800m 1600m	1600m 1400m	1400m 1200m	1200m 1000m	1000m 800m	800m 600m	600m 400m	400m 200m	200m ARR
Temps de parcours	00:07.03	00:18.95	00:30.73	00:42.75	00:54.76	01:06.43	01:18.64	01:31.27	01:43.40	01:56.46
Temps du tronçon	00:07.03	00:11.92	00:11.78	00:12.01	00:12.01	00:11.66	00:12.21	00:12.62	00:12.13	00:13.05
Vitesse moyenne	47.1	60.4	61.3	59.9	59.9	61.9	58.7	57	59.1	55.4

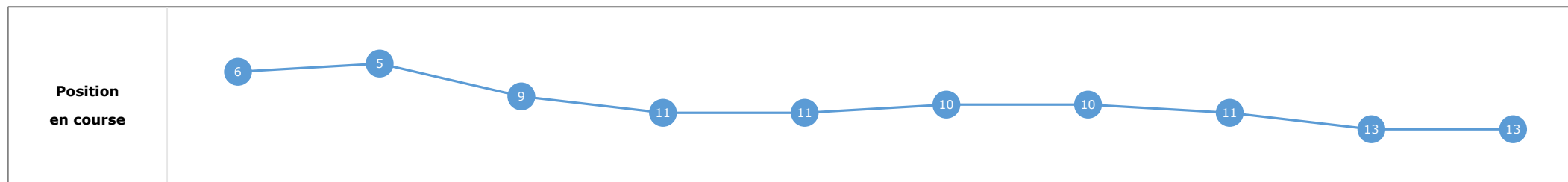
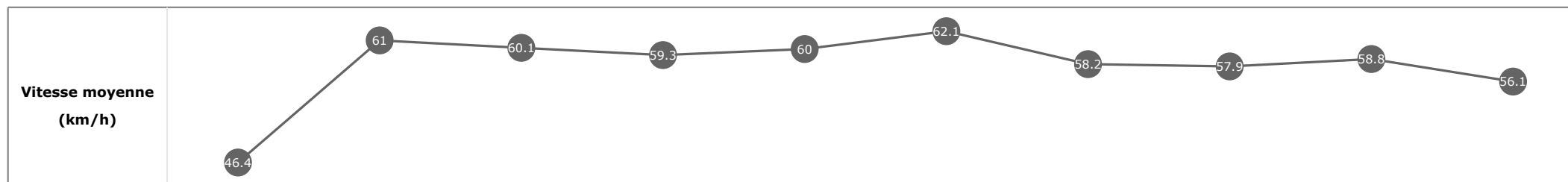


Statistiques Tracking
CHANTILLY
C7 - PRIX DU NOYER - 1900m
lundi 9 mars 2020 - 17:20

Cheval **HAPPY ENDING**
 Jockey **E. LEBRETON**
 Rang d'arrivée **12**
 Temps de parcours **01:56.57**
 Tronçon le plus rapide **00:11.58** (tronçon 1000m - 800m)
 Vitesse maximale **64.26** (tronçon 1000m - 800m)
 Vitesse moyenne **58.4**

Données de tracking

Tronçons de 200m	DEP 1800m	1800m 1600m	1600m 1400m	1400m 1200m	1200m 1000m	1000m 800m	800m 600m	600m 400m	400m 200m	200m ARR
Temps de parcours	00:07.08	00:18.94	00:30.93	00:43.12	00:55.13	01:06.72	01:19.00	01:31.52	01:43.75	01:56.57
Temps du tronçon	00:07.08	00:11.86	00:11.99	00:12.18	00:12.01	00:11.58	00:12.28	00:12.52	00:12.22	00:12.82
Vitesse moyenne	46.4	61	60.1	59.3	60	62.1	58.2	57.9	58.8	56.1

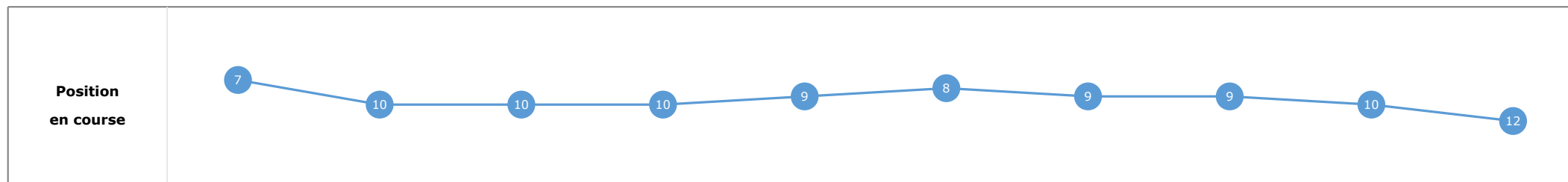
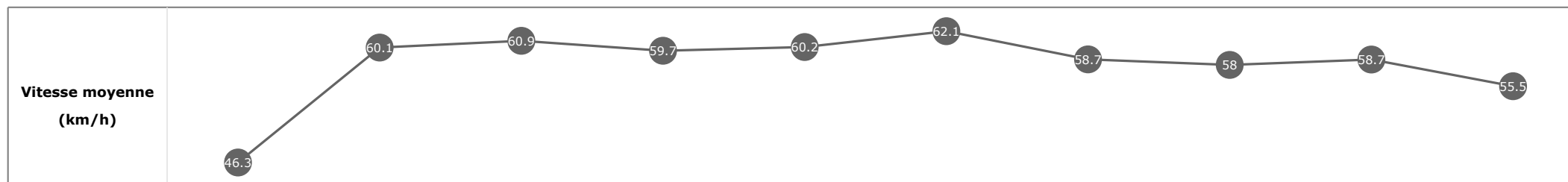


Statistiques Tracking
CHANTILLY
C7 - PRIX DU NOYER - 1900m
lundi 9 mars 2020 - 17:20

Cheval **DRAGON LOVE**
 Jockey C. SOUMILLON
 Rang d'arrivée **13**
 Temps de parcours **01:56.55**
 Tronçon le plus rapide **00:11.60** (tronçon 1000m - 800m)
 Vitesse maximale **63.83** (tronçon 1600m - 1400m)
 Vitesse moyenne **58.5**

Données de tracking

Tronçons de 200m	DEP 1800m	1800m 1600m	1600m 1400m	1400m 1200m	1200m 1000m	1000m 800m	800m 600m	600m 400m	400m 200m	200m ARR
Temps de parcours	00:07.14	00:19.14	00:30.95	00:42.99	00:54.97	01:06.57	01:18.84	01:31.32	01:43.51	01:56.55
Temps du tronçon	00:07.14	00:12.00	00:11.81	00:12.03	00:11.98	00:11.60	00:12.27	00:12.47	00:12.18	00:13.04
Vitesse moyenne	46.3	60.1	60.9	59.7	60.2	62.1	58.7	58	58.7	55.5

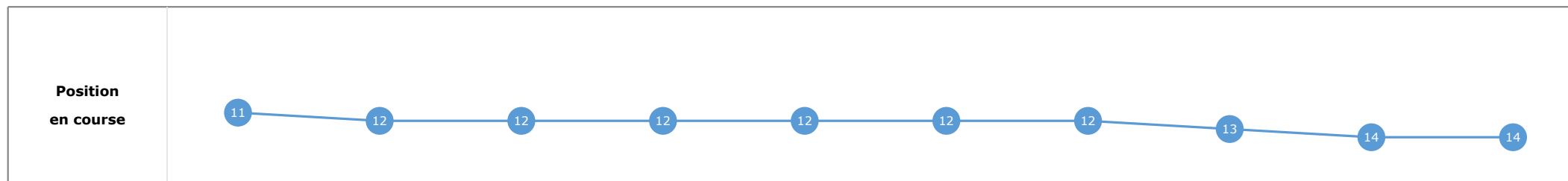
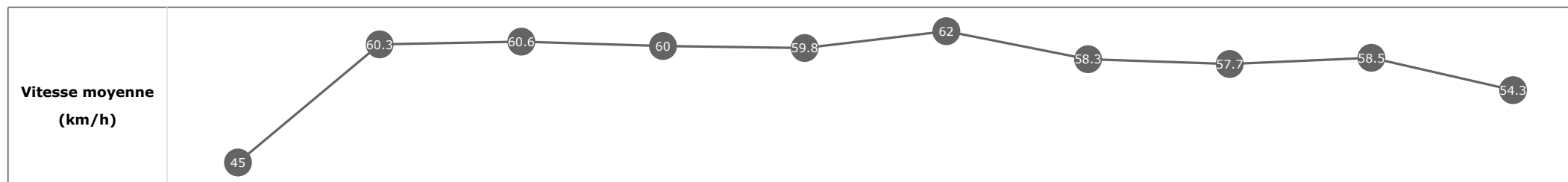


Statistiques Tracking
CHANTILLY
C7 - PRIX DU NOYER - 1900m
lundi 9 mars 2020 - 17:20

Cheval **SECRET PEARL**
 Jockey **A. MOLINS**
 Rang d'arrivée **14**
 Temps de parcours **01:57.25**
 Tronçon le plus rapide **00:11.60** (tronçon 1000m - 800m)
 Vitesse maximale **64.69** (tronçon 800m - 600m)
 Vitesse moyenne **58.1**

Données de tracking

Tronçons de 200m	DEP 1800m	1800m 1600m	1600m 1400m	1400m 1200m	1200m 1000m	1000m 800m	800m 600m	600m 400m	400m 200m	200m ARR
Temps de parcours	00:07.35	00:19.33	00:31.18	00:43.19	00:55.27	01:06.87	01:19.16	01:31.66	01:43.97	01:57.25
Temps du tronçon	00:07.35	00:11.98	00:11.84	00:12.00	00:12.08	00:11.60	00:12.28	00:12.50	00:12.30	00:13.27
Vitesse moyenne	45	60.3	60.6	60	59.8	62	58.3	57.7	58.5	54.3


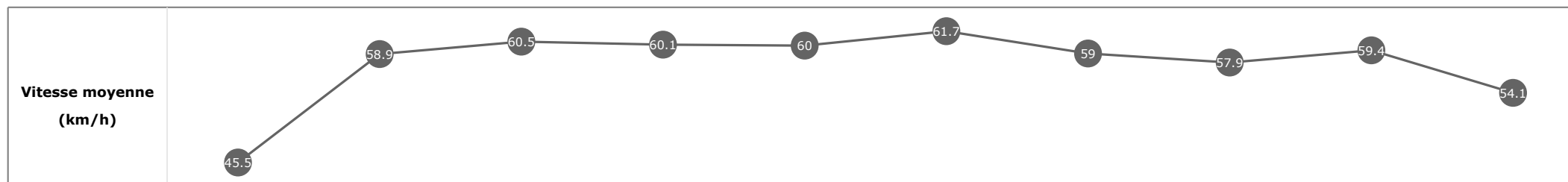


Statistiques Tracking
CHANTILLY
C7 - PRIX DU NOYER - 1900m
lundi 9 mars 2020 - 17:20

Cheval **STROMBOLI**
 Jockey **S. RUIS**
 Rang d'arrivée **15**
 Temps de parcours **01:57.31**
 Tronçon le plus rapide **00:11.69** (tronçon 1000m - 800m)
 Vitesse maximale **65.38** (tronçon 1400m - 1200m)
 Vitesse moyenne **58.2**

Données de tracking

Tronçons de 200m	DEP 1800m	1800m 1600m	1600m 1400m	1400m 1200m	1200m 1000m	1000m 800m	800m 600m	600m 400m	400m 200m	200m ARR
Temps de parcours	00:07.31	00:19.53	00:31.39	00:43.39	00:55.46	01:07.15	01:19.36	01:31.79	01:44.01	01:57.31
Temps du tronçon	00:07.31	00:12.22	00:11.86	00:11.99	00:12.06	00:11.69	00:12.20	00:12.43	00:12.21	00:13.29
Vitesse moyenne	45.5	58.9	60.5	60.1	60	61.7	59	57.9	59.4	54.1

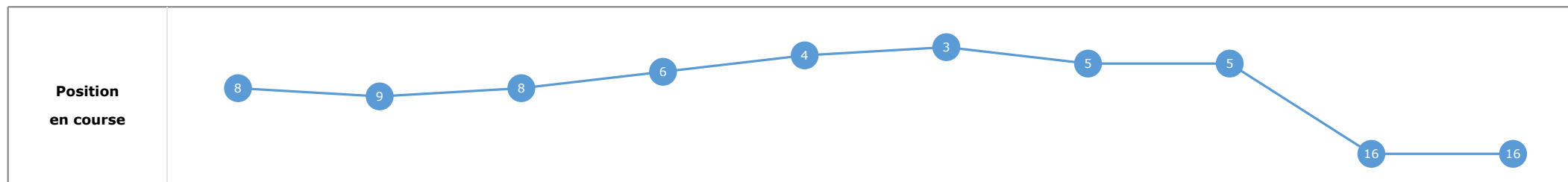
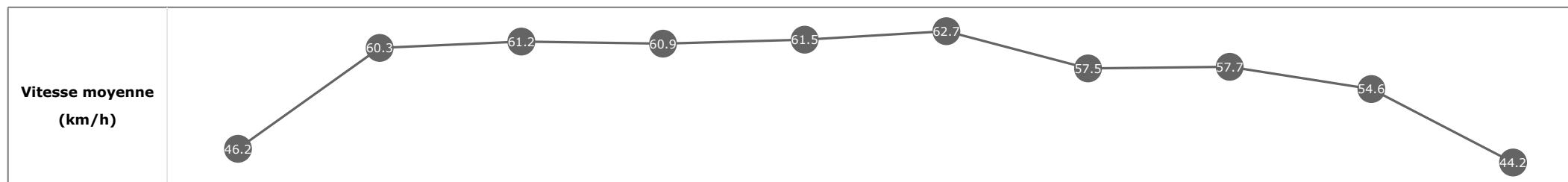


Statistiques Tracking
CHANTILLY
C7 - PRIX DU NOYER - 1900m
lundi 9 mars 2020 - 17:20

Cheval **LIFE'S A BREEZE**
 Jockey **D. SANTIAGO**
 Rang d'arrivée **16**
 Temps de parcours **02:00.50**
 Tronçon le plus rapide **00:11.49** (tronçon 1000m - 800m)
 Vitesse maximale **64.84** (tronçon 1200m - 1000m)
 Vitesse moyenne **56.6**

Données de tracking

Tronçons de 200m	DEP 1800m	1800m 1600m	1600m 1400m	1400m 1200m	1200m 1000m	1000m 800m	800m 600m	600m 400m	400m 200m	200m ARR
Temps de parcours	00:07.15	00:19.08	00:30.92	00:42.74	00:54.51	01:06.01	01:18.55	01:31.11	01:44.26	02:00.50
Temps du tronçon	00:07.15	00:11.93	00:11.84	00:11.82	00:11.76	00:11.49	00:12.54	00:12.56	00:13.14	00:16.23
Vitesse moyenne	46.2	60.3	61.2	60.9	61.5	62.7	57.5	57.7	54.6	44.2



Cheval **JE SUIS CHARLIE**
 Jockey T. PICCONE
 Rang d'arrivée **0**
 Temps de parcours **00:00.00**
 Tronçon le plus rapide
 Vitesse maximale
 Vitesse moyenne

Données de tracking

Tronçons de 200m	0m ARR	0m ARR	0m ARR	0m ARR	0m ARR	0m ARR	0m ARR	0m ARR	0m ARR	0m ARR	0m ARR
Temps de parcours											
Temps du tronçon											
Vitesse moyenne											

Vitesse moyenne (km/h)	
-----------------------------------	--

Position en course	
-------------------------------	--