

**Statistiques Tracking**  
**CHANTILLY**  
**C5 - PRIX DU BAT L'EAU - 1300m**  
**mardi 10 mars 2020 - 16:20**


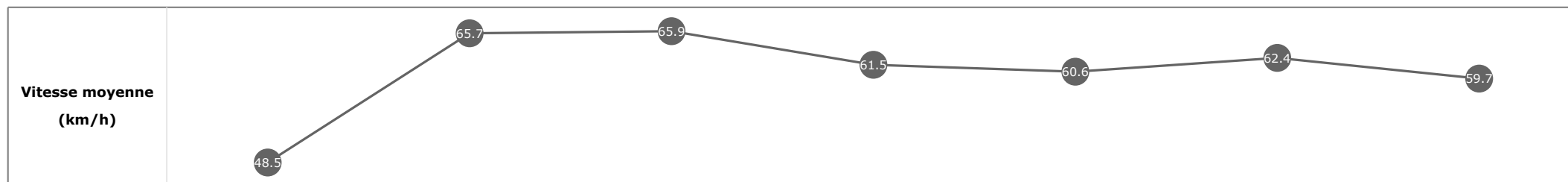
Partant (corde)	Cheval	Arrivée officielle	Tronçons de 200m Temps passage en tête Durée du tronçon		DEP - 1000m	1000m - 800m	800m - 600m	600m - 400m	400m - 200m	200m - ARR	Temps officiel	Derniers 600m	Parcouru vs. 1er
			Vitesse Max	200m les plus rapides	00:18.01 00:18.01	00:29.03 00:11.01	00:40.67 00:11.64	00:52.57 00:11.90	01:04.09 00:11.52	01:16.30 00:12.21			
3 (10)	<b>EURYALE</b> A. LEMAITRE	1	69.98 T1	00:10.99 T2	<b>00:18.18</b> 3 00:18.18	<b>00:29.17</b> 2 00:10.99	<b>00:40.82</b> 2 00:11.65	<b>00:52.72</b> 2 00:11.89	<b>01:04.24</b> 2 00:11.52	<b>01:16.32</b> 00:12.08	1'17"14	00:35.50	
4 (9)	<b>WIND TEST</b> L. BAILS	2	70.27 T1	00:10.82 T1	<b>00:18.01</b> 1 00:18.01	<b>00:29.03</b> 1 00:11.01	<b>00:40.67</b> 1 00:11.64	<b>00:52.57</b> 1 00:11.90	<b>01:04.09</b> 1 00:11.52	<b>01:16.30</b> 00:12.21	1'17"18	00:35.63	-1.22
1 (2)	<b>TRUE ROMANCE</b> PC. BOUDOT	3	66.20 T2	00:11.20 T2	<b>00:18.32</b> 5 00:18.32	<b>00:29.53</b> 5 00:11.20	<b>00:41.09</b> 4 00:11.55	<b>00:52.87</b> 3 00:11.77	<b>01:04.40</b> 3 00:11.53	<b>01:16.56</b> 00:12.16	1'17"41	00:35.47	-3.34
5 (3)	<b>ART COLLECTION</b> A. HAMELIN	4	67.14 T1	00:11.29 T2	<b>00:18.66</b> 8 00:18.66	<b>00:29.96</b> 8 00:11.29	<b>00:41.53</b> 8 00:11.56	<b>00:53.21</b> 8 00:11.68	<b>01:04.82</b> 7 00:11.61	<b>01:16.78</b> 00:11.95	1'17"57	00:35.25	-1.24
10 (1)	<b>TAKUENDO</b> M. GUYON	5	67.32 T2	00:11.20 T2	<b>00:18.61</b> 7 00:18.61	<b>00:29.82</b> 7 00:11.20	<b>00:41.40</b> 7 00:11.58	<b>00:53.07</b> 6 00:11.66	<b>01:04.57</b> 4 00:11.50	<b>01:16.77</b> 00:12.19	1'17"60	00:35.36	-4.36
6 (7)	<b>MON AMI L'ECOSSAIS</b> T. BACHELOT	6	66.38 T1	00:11.20 T2	<b>00:18.47</b> 6 00:18.47	<b>00:29.67</b> 6 00:11.20	<b>00:41.25</b> 6 00:11.57	<b>00:53.07</b> 6 00:11.81	<b>01:04.72</b> 6 00:11.64	<b>01:17.09</b> 00:12.37	1'17"94	00:35.83	-2.01
11 (11)	<b>BERYL THE PETAL</b> A. MASSIN	7	66.06 T1	00:11.35 T2	<b>00:19.02</b> 11 00:19.02	<b>00:30.37</b> 11 00:11.35	<b>00:42.05</b> 11 00:11.68	<b>00:53.56</b> 11 00:11.50	<b>01:05.17</b> 11 00:11.61	<b>01:17.09</b> 00:11.92	1'17"95	00:35.04	-1.12
7 (5)	<b>DEEMSTER</b> A. MADAMET	8	66.74 T2	00:11.12 T2	<b>00:18.97</b> 10 00:18.97	<b>00:30.10</b> 9 00:11.12	<b>00:41.67</b> 9 00:11.57	<b>00:53.30</b> 9 00:11.62	<b>01:04.82</b> 8 00:11.52	<b>01:17.17</b> 00:12.34	1'17"95	00:35.50	-2.13
9 (4)	<b>SCHANG</b> C. SOUMILLON	9	67.18 T2	00:11.19 T2	<b>00:18.15</b> 2 00:18.15	<b>00:29.35</b> 3 00:11.19	<b>00:40.96</b> 3 00:11.61	<b>00:52.98</b> 4 00:12.01	<b>01:04.65</b> 5 00:11.67	<b>01:17.30</b> 00:12.64	1'18"09	00:36.33	-3.91
8 (8)	<b>BECQUAGOLD</b> I. MENDIZABAL	10	65.99 T4	00:11.28 T2	<b>00:18.85</b> 9 00:18.85	<b>00:30.13</b> 10 00:11.28	<b>00:41.78</b> 10 00:11.64	<b>00:53.37</b> 10 00:11.59	<b>01:05.10</b> 10 00:11.73	<b>01:17.57</b> 00:12.46	1'18"43	00:35.79	-3.71
2 (6)	<b>VIBRANT CHORDS</b> D. SANTIAGO	11	66.78 T1	00:11.20 T2	<b>00:18.29</b> 4 00:18.29	<b>00:29.49</b> 4 00:11.20	<b>00:41.11</b> 5 00:11.62	<b>00:53.06</b> 5 00:11.95	<b>01:05.02</b> 9 00:11.95	<b>01:17.77</b> 00:12.75	1'18"57	00:36.65	-2.80

**Statistiques Tracking**  
**CHANTILLY**  
**C5 - PRIX DU BAT L'EAU - 1300m**  
**mardi 10 mars 2020 - 16:20**

Cheval **EURYALE**  
 Jockey **A. LEMAITRE**  
 Rang d'arrivée **1**  
 Temps de parcours **01:16.32**  
 Tronçon le plus rapide **00:10.99** (tronçon 1000m - 800m)  
 Vitesse maximale **69.98** (tronçon 1200m - 1000m)  
 Vitesse moyenne **61.2**

**Données de tracking**

Tronçons de 200m	DEP 1200m	1200m 1000m	1000m 800m	800m 600m	600m 400m	400m 200m	200m ARR
<b>Temps de parcours</b>	<b>00:07.05</b>	<b>00:18.18</b>	<b>00:29.17</b>	<b>00:40.82</b>	<b>00:52.72</b>	<b>01:04.24</b>	<b>01:16.32</b>
Temps du tronçon	00:07.05	00:11.12	00:10.99	00:11.65	00:11.89	00:11.52	00:12.08
<b>Vitesse moyenne</b>	48.5	65.7	65.9	61.5	60.6	62.4	59.7

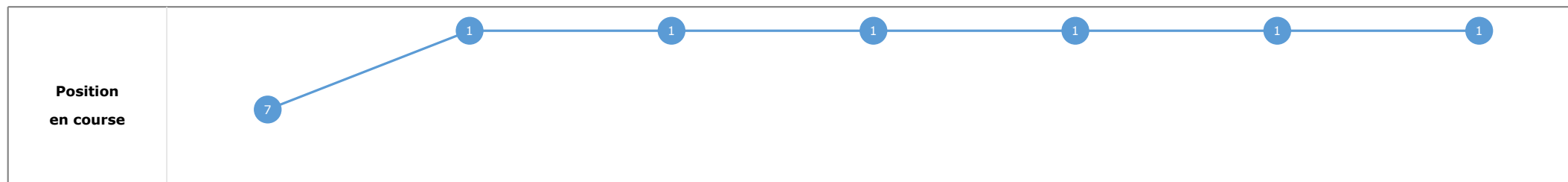
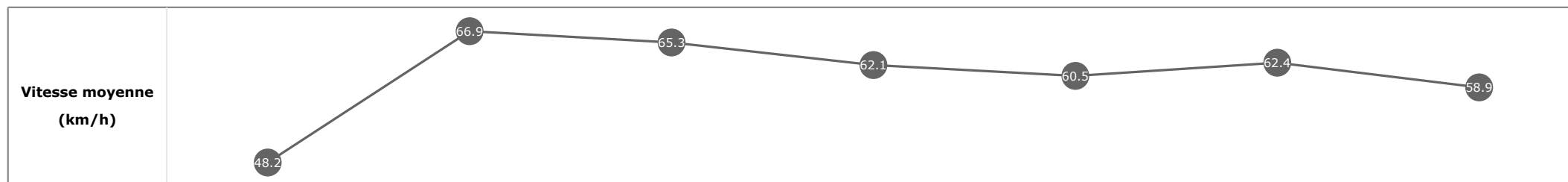


**Statistiques Tracking**  
**CHANTILLY**  
**C5 - PRIX DU BAT L'EAU - 1300m**  
**mardi 10 mars 2020 - 16:20**

Cheval **WIND TEST**  
 Jockey L. BAILS  
 Rang d'arrivée **2**  
 Temps de parcours **01:16.30**  
 Tronçon le plus rapide **00:10.82** (tronçon 1200m - 1000m)  
 Vitesse maximale **70.27** (tronçon 1200m - 1000m)  
 Vitesse moyenne **61.2**

**Données de tracking**

Tronçons de 200m	DEP 1200m	1200m 1000m	1000m 800m	800m 600m	600m 400m	400m 200m	200m ARR
<b>Temps de parcours</b>	<b>00:07.18</b>	<b>00:18.01</b>	<b>00:29.03</b>	<b>00:40.67</b>	<b>00:52.57</b>	<b>01:04.09</b>	<b>01:16.30</b>
Temps du tronçon	00:07.18	00:10.82	00:11.01	00:11.64	00:11.90	00:11.52	00:12.21
<b>Vitesse moyenne</b>	48.2	66.9	65.3	62.1	60.5	62.4	58.9


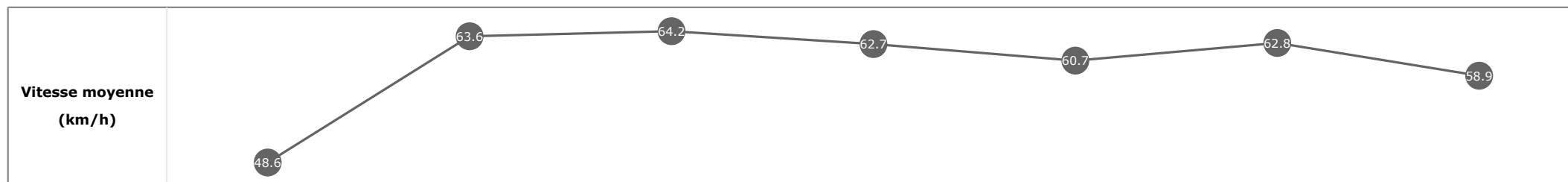


**Statistiques Tracking**  
**CHANTILLY**  
**C5 - PRIX DU BAT L'EAU - 1300m**  
**mardi 10 mars 2020 - 16:20**

Cheval **TRUE ROMANCE**  
 Jockey PC. BOUDOT  
 Rang d'arrivée **3**  
 Temps de parcours **01:16.56**  
 Tronçon le plus rapide **00:11.20** (tronçon 1000m - 800m)  
 Vitesse maximale **66.20** (tronçon 1000m - 800m)  
 Vitesse moyenne **60.9**

**Données de tracking**

Tronçons de 200m	DEP 1200m	1200m 1000m	1000m 800m	800m 600m	600m 400m	400m 200m	200m ARR
<b>Temps de parcours</b>	<b>00:06.96</b>	<b>00:18.32</b>	<b>00:29.53</b>	<b>00:41.09</b>	<b>00:52.87</b>	<b>01:04.40</b>	<b>01:16.56</b>
Temps du tronçon	00:06.96	00:11.35	00:11.20	00:11.55	00:11.77	00:11.53	00:12.16
<b>Vitesse moyenne</b>	48.6	63.6	64.2	62.7	60.7	62.8	58.9

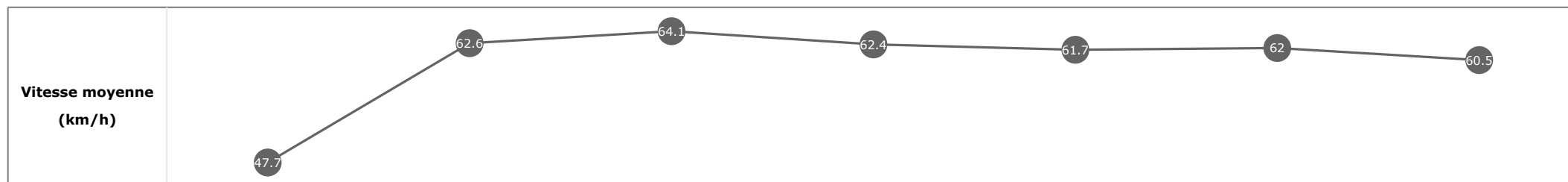


**Statistiques Tracking**  
**CHANTILLY**  
**C5 - PRIX DU BAT L'EAU - 1300m**  
**mardi 10 mars 2020 - 16:20**

Cheval **ART COLLECTION**  
 Jockey **A. HAMELIN**  
 Rang d'arrivée **4**  
 Temps de parcours **01:16.78**  
 Tronçon le plus rapide **00:11.29** (tronçon 1000m - 800m)  
 Vitesse maximale **67.14** (tronçon 1200m - 1000m)  
 Vitesse moyenne **60.8**

**Données de tracking**

Tronçons de 200m	DEP 1200m	1200m 1000m	1000m 800m	800m 600m	600m 400m	400m 200m	200m ARR
<b>Temps de parcours</b>	<b>00:07.19</b>	<b>00:18.66</b>	<b>00:29.96</b>	<b>00:41.53</b>	<b>00:53.21</b>	<b>01:04.82</b>	<b>01:16.78</b>
Temps du tronçon	00:07.19	00:11.47	00:11.29	00:11.56	00:11.68	00:11.61	00:11.95
<b>Vitesse moyenne</b>	47.7	62.6	64.1	62.4	61.7	62	60.5

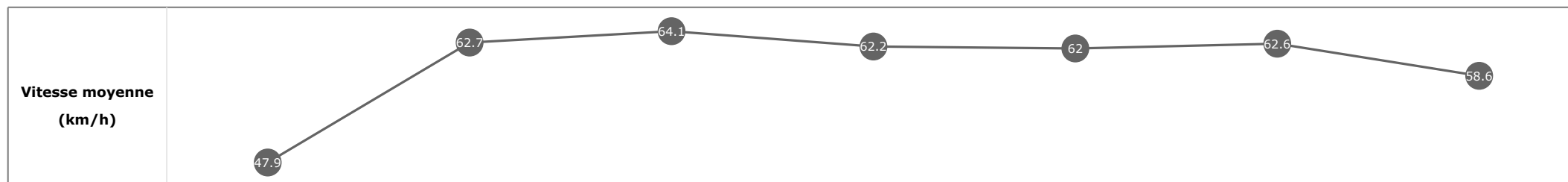


**Statistiques Tracking**  
**CHANTILLY**  
**C5 - PRIX DU BAT L'EAU - 1300m**  
**mardi 10 mars 2020 - 16:20**

Cheval **TAKUENDO**  
 Jockey **M. GUYON**  
 Rang d'arrivée **5**  
 Temps de parcours **01:16.77**  
 Tronçon le plus rapide **00:11.20** (tronçon 1000m - 800m)  
 Vitesse maximale **67.32** (tronçon 1000m - 800m)  
 Vitesse moyenne **60.7**

**Données de tracking**

Tronçons de 200m	DEP 1200m	1200m 1000m	1000m 800m	800m 600m	600m 400m	400m 200m	200m ARR
<b>Temps de parcours</b>	<b>00:07.12</b>	<b>00:18.61</b>	<b>00:29.82</b>	<b>00:41.40</b>	<b>00:53.07</b>	<b>01:04.57</b>	<b>01:16.77</b>
Temps du tronçon	00:07.12	00:11.49	00:11.20	00:11.58	00:11.66	00:11.50	00:12.19
<b>Vitesse moyenne</b>	47.9	62.7	64.1	62.2	62	62.6	58.6

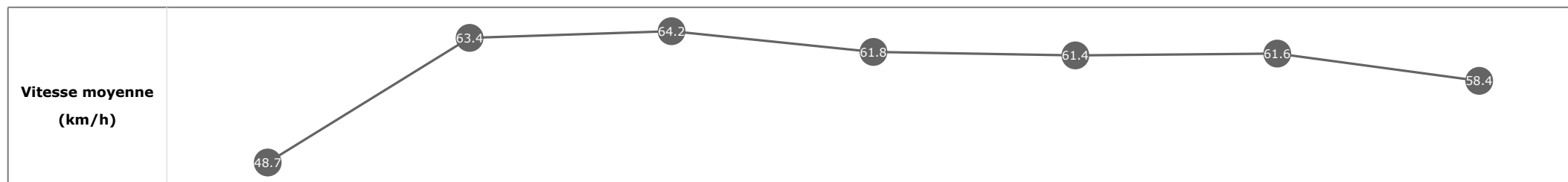


**Statistiques Tracking**  
**CHANTILLY**  
**C5 - PRIX DU BAT L'EAU - 1300m**  
**mardi 10 mars 2020 - 16:20**

Cheval **MON AMI L'ECOSSAIS**  
 Jockey T. BACHELOT  
 Rang d'arrivée **6**  
 Temps de parcours **01:17.09**  
 Tronçon le plus rapide **00:11.20** (tronçon 1000m - 800m)  
 Vitesse maximale **66.38** (tronçon 1200m - 1000m)  
 Vitesse moyenne **60.5**

**Données de tracking**

Tronçons de 200m	DEP 1200m	1200m 1000m	1000m 800m	800m 600m	600m 400m	400m 200m	200m ARR
<b>Temps de parcours</b>	<b>00:07.03</b>	<b>00:18.47</b>	<b>00:29.67</b>	<b>00:41.25</b>	<b>00:53.07</b>	<b>01:04.72</b>	<b>01:17.09</b>
Temps du tronçon	00:07.03	00:11.44	00:11.20	00:11.57	00:11.81	00:11.64	00:12.37
<b>Vitesse moyenne</b>	48.7	63.4	64.2	61.8	61.4	61.6	58.4




**Statistiques Tracking**  
**CHANTILLY**  
**C5 - PRIX DU BAT L'EAU - 1300m**  
**mardi 10 mars 2020 - 16:20**

Cheval **BERYL THE PETAL**  
 Jockey **A. MASSIN**  
 Rang d'arrivée **7**  
 Temps de parcours **01:17.09**  
 Tronçon le plus rapide **00:11.35** (tronçon 1000m - 800m)  
 Vitesse maximale **66.06** (tronçon 1200m - 1000m)  
 Vitesse moyenne **60.6**

**Données de tracking**

Tronçons de 200m	DEP 1200m	1200m 1000m	1000m 800m	800m 600m	600m 400m	400m 200m	200m ARR
<b>Temps de parcours</b>	<b>00:07.45</b>	<b>00:19.02</b>	<b>00:30.37</b>	<b>00:42.05</b>	<b>00:53.56</b>	<b>01:05.17</b>	<b>01:17.09</b>
Temps du tronçon	00:07.45	00:11.56	00:11.35	00:11.68	00:11.50	00:11.61	00:11.92
<b>Vitesse moyenne</b>	46	62.8	63.8	61	62.6	62.5	60.3






**Statistiques Tracking**  
**CHANTILLY**  
**C5 - PRIX DU BAT L'EAU - 1300m**  
**mardi 10 mars 2020 - 16:20**

Cheval **DEEMSTER**  
 Jockey **A. MADAMET**  
 Rang d'arrivée **8**  
 Temps de parcours **01:17.17**  
 Tronçon le plus rapide **00:11.12** (tronçon 1000m - 800m)  
 Vitesse maximale **66.74** (tronçon 1000m - 800m)  
 Vitesse moyenne **60.5**

**Données de tracking**

Tronçons de 200m	DEP 1200m	1200m 1000m	1000m 800m	800m 600m	600m 400m	400m 200m	200m ARR
<b>Temps de parcours</b>	<b>00:07.74</b>	<b>00:18.97</b>	<b>00:30.10</b>	<b>00:41.67</b>	<b>00:53.30</b>	<b>01:04.82</b>	<b>01:17.17</b>
Temps du tronçon	00:07.74	00:11.23	00:11.12	00:11.57	00:11.62	00:11.52	00:12.34
<b>Vitesse moyenne</b>	44.1	64.5	64.5	62.4	61.8	62.3	58.6


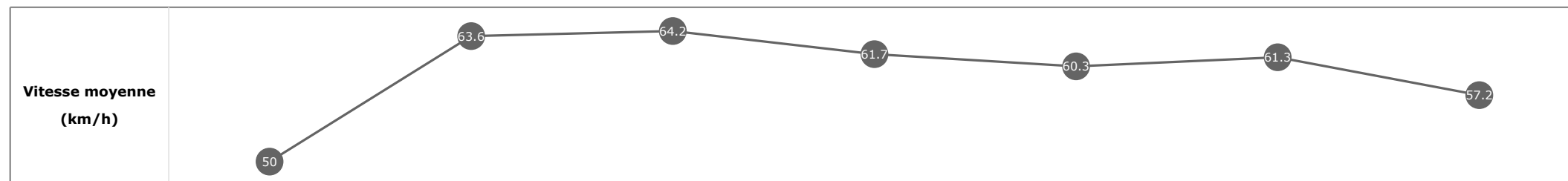


**Statistiques Tracking**  
**CHANTILLY**  
**C5 - PRIX DU BAT L'EAU - 1300m**  
**mardi 10 mars 2020 - 16:20**

Cheval **SCHANG**  
 Jockey **C. SOUMILLON**  
 Rang d'arrivée **9**  
 Temps de parcours **01:17.30**  
 Tronçon le plus rapide **00:11.19** (tronçon 1000m - 800m)  
 Vitesse maximale **67.18** (tronçon 1000m - 800m)  
 Vitesse moyenne **60.3**

**Données de tracking**

Tronçons de 200m	DEP 1200m	1200m 1000m	1000m 800m	800m 600m	600m 400m	400m 200m	200m ARR
<b>Temps de parcours</b>	<b>00:06.83</b>	<b>00:18.15</b>	<b>00:29.35</b>	<b>00:40.96</b>	<b>00:52.98</b>	<b>01:04.65</b>	<b>01:17.30</b>
Temps du tronçon	00:06.83	00:11.32	00:11.19	00:11.61	00:12.01	00:11.67	00:12.64
<b>Vitesse moyenne</b>	50	63.6	64.2	61.7	60.3	61.3	57.2


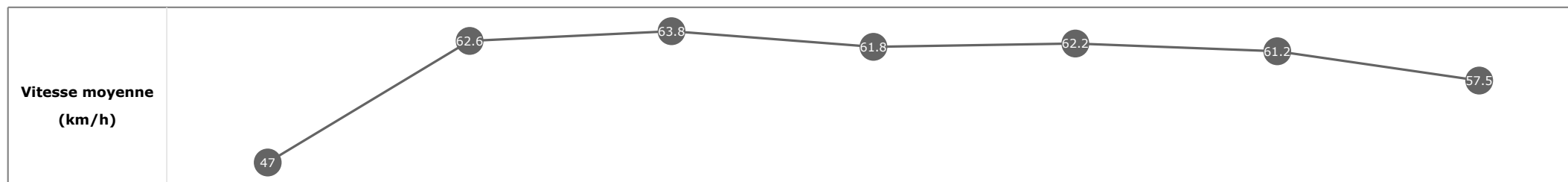


**Statistiques Tracking**  
**CHANTILLY**  
**C5 - PRIX DU BAT L'EAU - 1300m**  
**mardi 10 mars 2020 - 16:20**

Cheval **BECQUAGOLD**  
 Jockey **I. MENDIZABAL**  
 Rang d'arrivée **10**  
 Temps de parcours **01:17.57**  
 Tronçon le plus rapide **00:11.28** (tronçon 1000m - 800m)  
 Vitesse maximale **65.99** (tronçon 600m - 400m)  
 Vitesse moyenne **60.1**

**Données de tracking**

Tronçons de 200m	DEP 1200m	1200m 1000m	1000m 800m	800m 600m	600m 400m	400m 200m	200m ARR
<b>Temps de parcours</b>	<b>00:07.31</b>	<b>00:18.85</b>	<b>00:30.13</b>	<b>00:41.78</b>	<b>00:53.37</b>	<b>01:05.10</b>	<b>01:17.57</b>
Temps du tronçon	00:07.31	00:11.53	00:11.28	00:11.64	00:11.59	00:11.73	00:12.46
<b>Vitesse moyenne</b>	47	62.6	63.8	61.8	62.2	61.2	57.5



**Statistiques Tracking**  
**CHANTILLY**  
**C5 - PRIX DU BAT L'EAU - 1300m**  
**mardi 10 mars 2020 - 16:20**

Cheval **VIBRANT CHORDS**  
 Jockey **D. SANTIAGO**  
 Rang d'arrivée **11**  
 Temps de parcours **01:17.77**  
 Tronçon le plus rapide **00:11.20** (tronçon 1000m - 800m)  
 Vitesse maximale **66.78** (tronçon 1200m - 1000m)  
 Vitesse moyenne **60**

**Données de tracking**

Tronçons de 200m	DEP 1200m	1200m 1000m	1000m 800m	800m 600m	600m 400m	400m 200m	200m ARR
<b>Temps de parcours</b>	<b>00:06.95</b>	<b>00:18.29</b>	<b>00:29.49</b>	<b>00:41.11</b>	<b>00:53.06</b>	<b>01:05.02</b>	<b>01:17.77</b>
Temps du tronçon	00:06.95	00:11.33	00:11.20	00:11.62	00:11.95	00:11.95	00:12.75
<b>Vitesse moyenne</b>	48.9	64.1	64.2	61.6	60	60.5	56.7

