

Statistiques Tracking
CHANTILLY
C6 - PRIX DU HARAS AU BOIS - 1900m
mardi 10 mars 2020 - 17:02

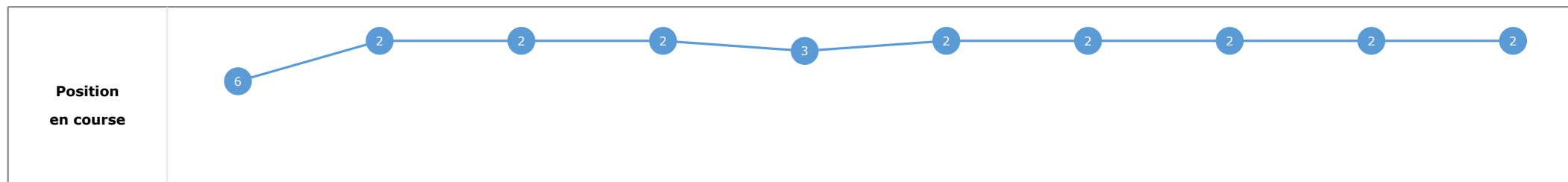
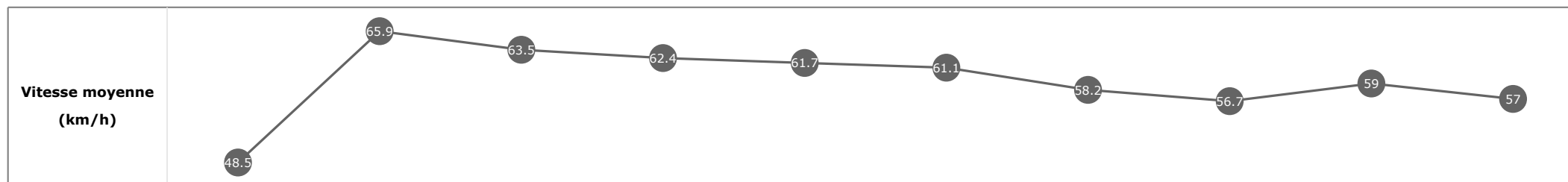
Partant (corde)	Cheval	Arrivée officielle	Tronçons de 200m		DEP - 1000m	1000m - 800m	800m - 600m	600m - 400m	400m - 200m	200m - ARR	Temps officiel	Derniers 600m	Parcouru vs. 1er
			Vitesse Max	200m les plus rapides	Temps passage en tête Durée du tronçon	T1	T2	T3	T4	T5			
5 (5)	PORSENNA D. SANTIAGO	1	69.37 T1	00:10.96 T1	00:52.30 3 00:52.30	01:04.04 2 00:11.74	01:16.48 2 00:12.44	01:29.14 2 00:12.66	01:41.39 2 00:12.25	01:54.06 00:12.66	1'54"75	00:37.58	
3 (11)	SHAMSABAD A. BADEL	2	66.35 T1	00:11.14 T1	00:52.74 8 00:52.74	01:04.64 8 00:11.90	01:17.19 8 00:12.54	01:29.35 4 00:12.15	01:41.39 1 00:12.04	01:54.00 00:12.60	1'54"77	00:36.80	1.76
6 (6)	INDIAN PACIFIC J. MOBIAN	3	67.61 T1	00:11.00 T1	00:52.62 7 00:52.62	01:04.50 7 00:11.87	01:17.08 7 00:12.58	01:29.50 6 00:12.41	01:41.67 4 00:12.16	01:54.25 00:12.57	1'55"07	00:37.16	-1.47
9 (4)	DUBAI EMPIRE A. DUORTE	4	67.97 T1	00:11.43 T1	00:53.32 12 00:53.32	01:05.23 12 00:11.91	01:17.44 11 00:12.21	01:29.62 9 00:12.17	01:41.84 6 00:12.22	01:54.37 00:12.52	1'55"08	00:36.92	-0.77
11 (9)	COMBERMERE E. HARDOUIN	5	66.46 T1	00:11.23 T1	00:53.02 10 00:53.02	01:04.95 10 00:11.92	01:17.27 9 00:12.32	01:29.56 7 00:12.28	01:41.77 5 00:12.20	01:54.62 00:12.85	1'55"38	00:37.34	1.16
2 (3)	BE MY PRINCE PC. BOUDOT	6	67.90 T1	00:11.11 T1	00:52.44 5 00:52.44	01:04.35 6 00:11.90	01:16.87 5 00:12.52	01:29.35 5 00:12.47	01:41.91 7 00:12.56	01:54.68 00:12.77	1'55"48	00:37.81	-2.02
13 (1)	COIGNY A. CHESNEAU	7	68.15 T1	00:11.06 T1	00:53.17 11 00:53.17	01:05.09 11 00:11.91	01:17.61 12 00:12.52	01:29.85 11 00:12.23	01:42.20 9 00:12.35	01:54.75 00:12.54	1'55"50	00:37.13	1.00
10 (2)	KEA A. MASSIN	8	68.04 T1	00:11.12 T1	00:52.42 4 00:52.42	01:04.19 4 00:11.77	01:16.78 4 00:12.58	01:29.27 3 00:12.49	01:41.96 8 00:12.68	01:54.82 00:12.86	1'55"63	00:38.04	-1.85
8 (14)	AZACHOP A. MOLINS	9	68.47 T1	00:11.16 T1	00:52.13 1 00:52.13	01:03.89 1 00:11.75	01:16.25 1 00:12.36	01:28.92 1 00:12.67	01:41.64 3 00:12.71	01:55.03 00:13.39	1'55"96	00:38.77	-1.09
14 (7)	MANOUSHKA Q. PERRETTE	10	66.96 T1	00:11.29 T1	00:53.47 13 00:53.47	01:05.52 14 00:12.04	01:17.94 14 00:12.42	01:30.11 14 00:12.17	01:42.59 10 00:12.47	01:55.22 00:12.62	1'56"03	00:37.27	-0.56
7 (13)	BUSTER J. MONTEIRO	11	68.76 T1	00:11.14 T1	00:53.62 14 00:53.62	01:05.38 13 00:11.75	01:17.78 13 00:12.40	01:30.09 13 00:12.31	01:42.66 11 00:12.57	01:56.12 00:13.45	1'57"16	00:38.34	-0.19
1 (12)	MY LENNY S. TISON	12	65.70 T1	00:11.32 T1	00:52.97 9 00:52.97	01:04.80 9 00:11.83	01:17.33 10 00:12.52	01:30.03 12 00:12.69	01:42.83 12 00:12.80	01:56.18 00:13.34	1'57"21	00:38.84	0.08
12 (10)	FIONA M. BARZALONA	13	67.57 T1	00:11.09 T1	00:52.28 2 00:52.28	01:04.19 3 00:11.91	01:16.65 3 00:12.45	01:29.56 8 00:12.91	01:43.06 13 00:13.49	01:58.76 00:15.70	1'59"63	00:42.11	1.58
4 (8)	HODENG C. SOUMILLON	14	67.72 T1	00:11.07 T1	00:52.59 6 00:52.59	01:04.33 5 00:11.74	01:16.94 6 00:12.61	01:29.77 10 00:12.82	01:43.36 14 00:13.59	01:59.27 00:15.90	2'00"33	00:42.32	1.48

Statistiques Tracking
CHANTILLY
C6 - PRIX DU HARAS AU BOIS - 1900m
mardi 10 mars 2020 - 17:02

Cheval **PORSENNA**
 Jockey **D. SANTIAGO**
 Rang d'arrivée **1**
 Temps de parcours **01:54.06**
 Tronçon le plus rapide **00:10.96** (tronçon 1800m - 1600m)
 Vitesse maximale **69.37** (tronçon 1800m - 1600m)
 Vitesse moyenne **59.7**

Données de tracking

Tronçons de 200m	DEP 1800m	1800m 1600m	1600m 1400m	1400m 1200m	1200m 1000m	1000m 800m	800m 600m	600m 400m	400m 200m	200m ARR
Temps de parcours	00:06.79	00:17.76	00:29.08	00:40.61	00:52.30	01:04.04	01:16.48	01:29.14	01:41.39	01:54.06
Temps du tronçon	00:06.79	00:10.96	00:11.32	00:11.52	00:11.68	00:11.74	00:12.44	00:12.66	00:12.25	00:12.66
Vitesse moyenne	48.5	65.9	63.5	62.4	61.7	61.1	58.2	56.7	59	57

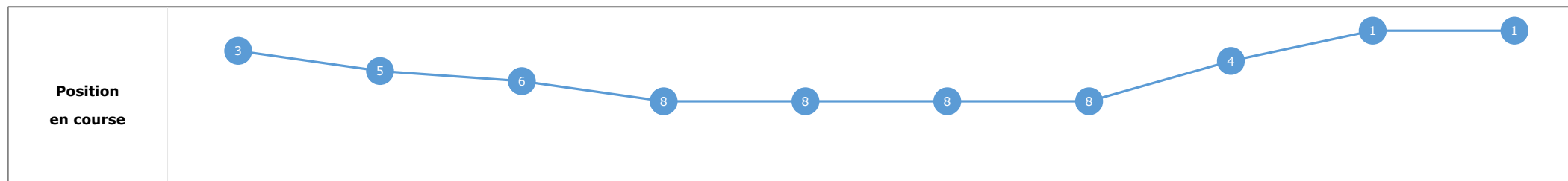
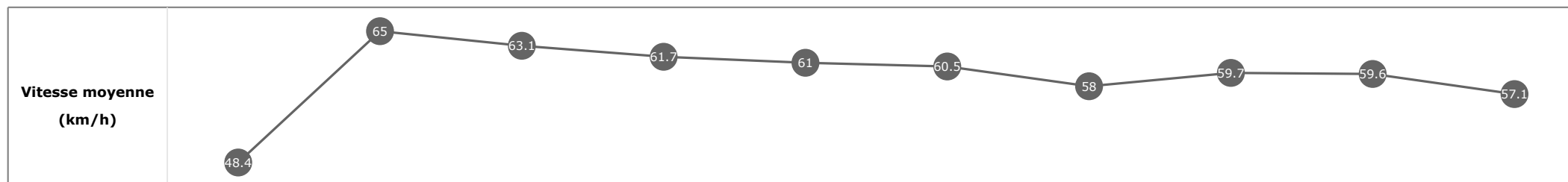


Statistiques Tracking
CHANTILLY
C6 - PRIX DU HARAS AU BOIS - 1900m
mardi 10 mars 2020 - 17:02

Cheval **SHAMSABAD**
 Jockey **A. BADEL**
 Rang d'arrivée **2**
 Temps de parcours **01:54.00**
 Tronçon le plus rapide **00:11.14** (tronçon 1800m - 1600m)
 Vitesse maximale **66.35** (tronçon 1800m - 1600m)
 Vitesse moyenne **59.8**

Données de tracking

Tronçons de 200m	DEP 1800m	1800m 1600m	1600m 1400m	1400m 1200m	1200m 1000m	1000m 800m	800m 600m	600m 400m	400m 200m	200m ARR
Temps de parcours	00:06.75	00:17.89	00:29.31	00:40.94	00:52.74	01:04.64	01:17.19	01:29.35	01:41.39	01:54.00
Temps du tronçon	00:06.75	00:11.14	00:11.41	00:11.63	00:11.80	00:11.90	00:12.54	00:12.15	00:12.04	00:12.60
Vitesse moyenne	48.4	65	63.1	61.7	61	60.5	58	59.7	59.6	57.1

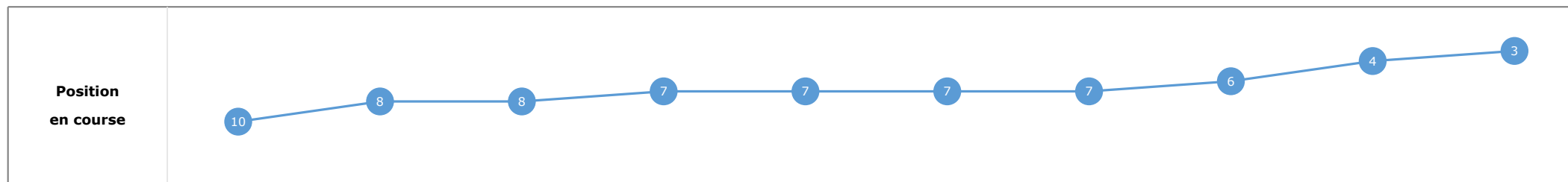
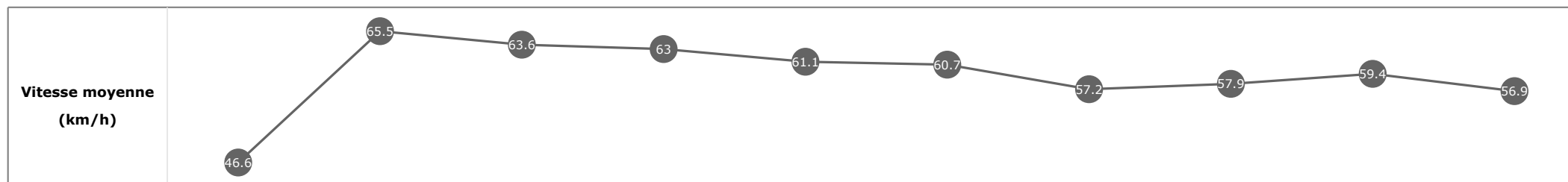


Statistiques Tracking
CHANTILLY
C6 - PRIX DU HARAS AU BOIS - 1900m
mardi 10 mars 2020 - 17:02

Cheval **INDIAN PACIFIC**
 Jockey **J. MOBIAN**
 Rang d'arrivée **3**
 Temps de parcours **01:54.25**
 Tronçon le plus rapide **00:11.00** (tronçon 1800m - 1600m)
 Vitesse maximale **67.61** (tronçon 1800m - 1600m)
 Vitesse moyenne **59.6**

Données de tracking

Tronçons de 200m	DEP 1800m	1800m 1600m	1600m 1400m	1400m 1200m	1200m 1000m	1000m 800m	800m 600m	600m 400m	400m 200m	200m ARR
Temps de parcours	00:07.03	00:18.03	00:29.45	00:40.87	00:52.62	01:04.50	01:17.08	01:29.50	01:41.67	01:54.25
Temps du tronçon	00:07.03	00:11.00	00:11.41	00:11.42	00:11.74	00:11.87	00:12.58	00:12.41	00:12.16	00:12.57
Vitesse moyenne	46.6	65.5	63.6	63	61.1	60.7	57.2	57.9	59.4	56.9

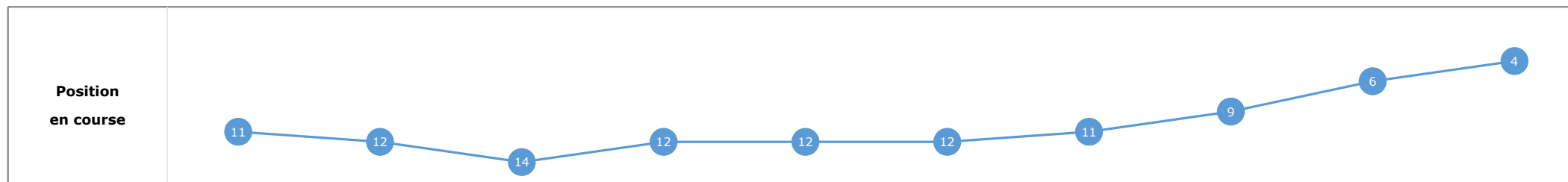
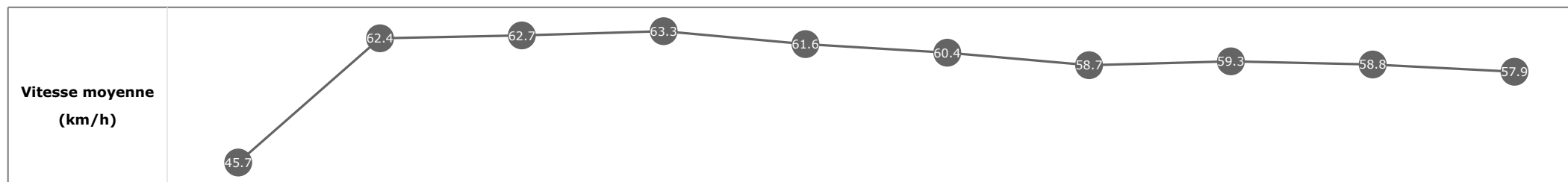


Statistiques Tracking
CHANTILLY
C6 - PRIX DU HARAS AU BOIS - 1900m
mardi 10 mars 2020 - 17:02

Cheval **DUBAI EMPIRE**
 Jockey **A. DUORTE**
 Rang d'arrivée **4**
 Temps de parcours **01:54.37**
 Tronçon le plus rapide **00:11.43** (tronçon 1400m - 1200m)
 Vitesse maximale **67.97** (tronçon 1400m - 1200m)
 Vitesse moyenne **59.6**

Données de tracking

Tronçons de 200m	DEP 1800m	1800m 1600m	1600m 1400m	1400m 1200m	1200m 1000m	1000m 800m	800m 600m	600m 400m	400m 200m	200m ARR
Temps de parcours	00:07.26	00:18.74	00:30.24	00:41.67	00:53.32	01:05.23	01:17.44	01:29.62	01:41.84	01:54.37
Temps du tronçon	00:07.26	00:11.47	00:11.49	00:11.43	00:11.64	00:11.91	00:12.21	00:12.17	00:12.22	00:12.52
Vitesse moyenne	45.7	62.4	62.7	63.3	61.6	60.4	58.7	59.3	58.8	57.9

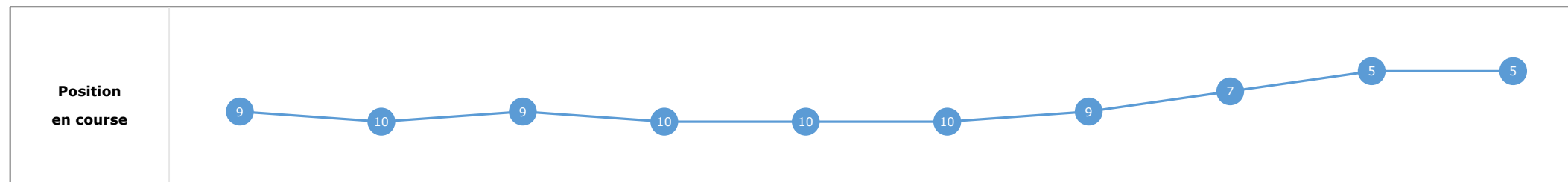
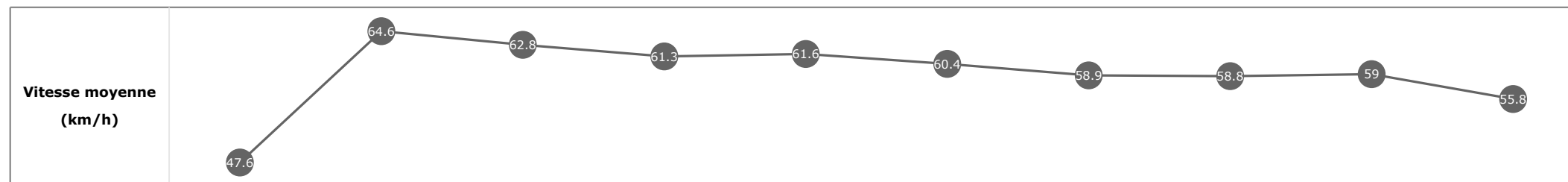


Statistiques Tracking
CHANTILLY
C6 - PRIX DU HARAS AU BOIS - 1900m
mardi 10 mars 2020 - 17:02

Cheval **COMBERMERE**
 Jockey **E. HARDOUIN**
 Rang d'arrivée **5**
 Temps de parcours **01:54.62**
 Tronçon le plus rapide **00:11.23** (tronçon 1800m - 1600m)
 Vitesse maximale **66.46** (tronçon 1800m - 1600m)
 Vitesse moyenne **59.5**

Données de tracking

Tronçons de 200m	DEP 1800m	1800m 1600m	1600m 1400m	1400m 1200m	1200m 1000m	1000m 800m	800m 600m	600m 400m	400m 200m	200m ARR
Temps de parcours	00:06.91	00:18.15	00:29.53	00:41.32	00:53.02	01:04.95	01:17.27	01:29.56	01:41.77	01:54.62
Temps du tronçon	00:06.91	00:11.23	00:11.38	00:11.78	00:11.70	00:11.92	00:12.32	00:12.28	00:12.20	00:12.85
Vitesse moyenne	47.6	64.6	62.8	61.3	61.6	60.4	58.9	58.8	59	55.8

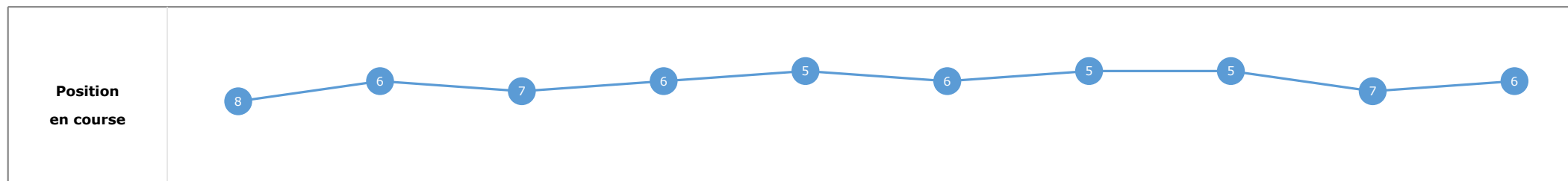
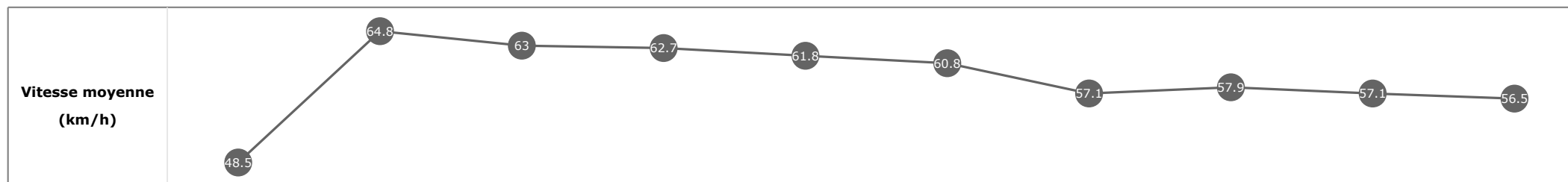


Statistiques Tracking
CHANTILLY
C6 - PRIX DU HARAS AU BOIS - 1900m
mardi 10 mars 2020 - 17:02

Cheval **BE MY PRINCE**
 Jockey **PC. BOUDOT**
 Rang d'arrivée **6**
 Temps de parcours **01:54.68**
 Tronçon le plus rapide **00:11.11** (tronçon 1800m - 1600m)
 Vitesse maximale **67.90** (tronçon 1200m - 1000m)
 Vitesse moyenne **59.4**

Données de tracking

Tronçons de 200m	DEP 1800m	1800m 1600m	1600m 1400m	1400m 1200m	1200m 1000m	1000m 800m	800m 600m	600m 400m	400m 200m	200m ARR
Temps de parcours	00:06.85	00:17.96	00:29.38	00:40.87	00:52.44	01:04.35	01:16.87	01:29.35	01:41.91	01:54.68
Temps du tronçon	00:06.85	00:11.11	00:11.41	00:11.49	00:11.57	00:11.90	00:12.52	00:12.47	00:12.56	00:12.77
Vitesse moyenne	48.5	64.8	63	62.7	61.8	60.8	57.1	57.9	57.1	56.5

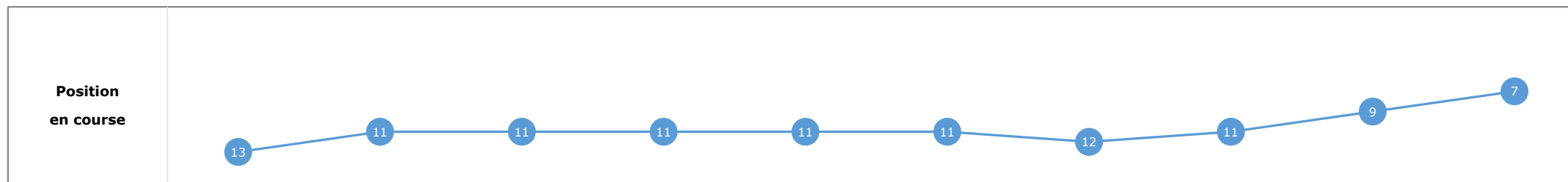
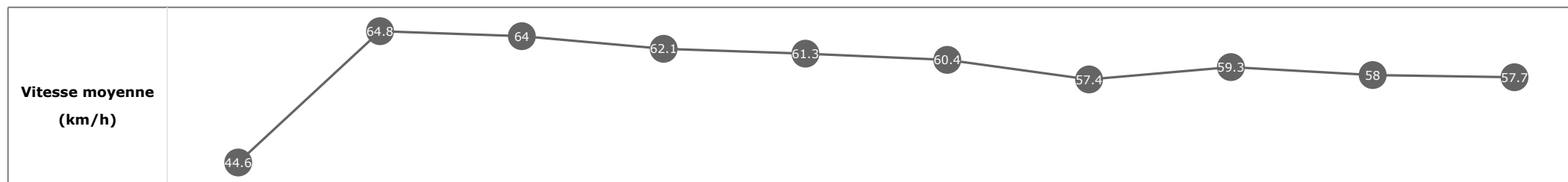


Statistiques Tracking
CHANTILLY
C6 - PRIX DU HARAS AU BOIS - 1900m
mardi 10 mars 2020 - 17:02

Cheval **COIGNY**
 Jockey **A. CHESNEAU**
 Rang d'arrivée **7**
 Temps de parcours **01:54.75**
 Tronçon le plus rapide **00:11.06** (tronçon 1800m - 1600m)
 Vitesse maximale **68.15** (tronçon 1800m - 1600m)
 Vitesse moyenne **59.4**

Données de tracking

Tronçons de 200m	DEP 1800m	1800m 1600m	1600m 1400m	1400m 1200m	1200m 1000m	1000m 800m	800m 600m	600m 400m	400m 200m	200m ARR
Temps de parcours	00:07.45	00:18.52	00:29.85	00:41.40	00:53.17	01:05.09	01:17.61	01:29.85	01:42.20	01:54.75
Temps du tronçon	00:07.45	00:11.06	00:11.33	00:11.55	00:11.77	00:11.91	00:12.52	00:12.23	00:12.35	00:12.54
Vitesse moyenne	44.6	64.8	64	62.1	61.3	60.4	57.4	59.3	58	57.7


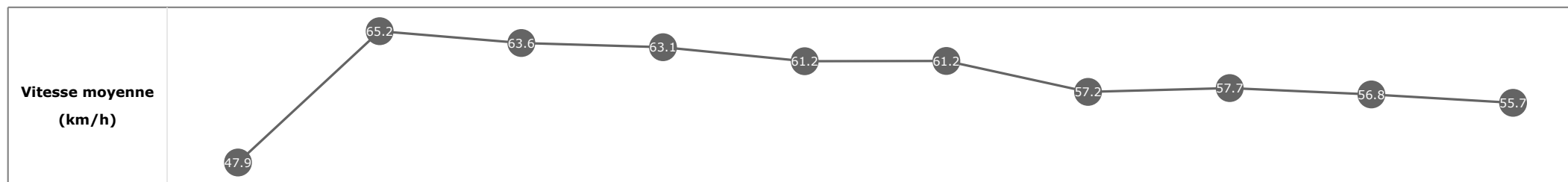


Statistiques Tracking
CHANTILLY
C6 - PRIX DU HARAS AU BOIS - 1900m
mardi 10 mars 2020 - 17:02

Cheval **KEA**
 Jockey **A. MASSIN**
 Rang d'arrivée **8**
 Temps de parcours **01:54.82**
 Tronçon le plus rapide **00:11.12** (tronçon 1800m - 1600m)
 Vitesse maximale **68.04** (tronçon 1600m - 1400m)
 Vitesse moyenne **59.3**

Données de tracking

Tronçons de 200m	DEP 1800m	1800m 1600m	1600m 1400m	1400m 1200m	1200m 1000m	1000m 800m	800m 600m	600m 400m	400m 200m	200m ARR
Temps de parcours	00:06.84	00:17.96	00:29.23	00:40.69	00:52.42	01:04.19	01:16.78	01:29.27	01:41.96	01:54.82
Temps du tronçon	00:06.84	00:11.12	00:11.26	00:11.46	00:11.73	00:11.77	00:12.58	00:12.49	00:12.68	00:12.86
Vitesse moyenne	47.9	65.2	63.6	63.1	61.2	61.2	57.2	57.7	56.8	55.7

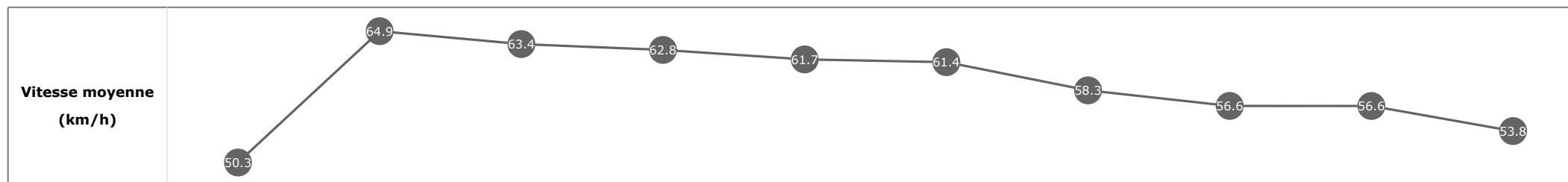


Statistiques Tracking
CHANTILLY
C6 - PRIX DU HARAS AU BOIS - 1900m
mardi 10 mars 2020 - 17:02

Cheval **AZACHOP**
 Jockey **A. MOLINS**
 Rang d'arrivée **9**
 Temps de parcours **01:55.03**
 Tronçon le plus rapide **00:11.16** (tronçon 1800m - 1600m)
 Vitesse maximale **68.47** (tronçon 1800m - 1600m)
 Vitesse moyenne **59.2**

Données de tracking

Tronçons de 200m	DEP 1800m	1800m 1600m	1600m 1400m	1400m 1200m	1200m 1000m	1000m 800m	800m 600m	600m 400m	400m 200m	200m ARR
Temps de parcours	00:06.52	00:17.69	00:29.01	00:40.55	00:52.13	01:03.89	01:16.25	01:28.92	01:41.64	01:55.03
Temps du tronçon	00:06.52	00:11.16	00:11.32	00:11.53	00:11.57	00:11.75	00:12.36	00:12.67	00:12.71	00:13.39
Vitesse moyenne	50.3	64.9	63.4	62.8	61.7	61.4	58.3	56.6	56.6	53.8

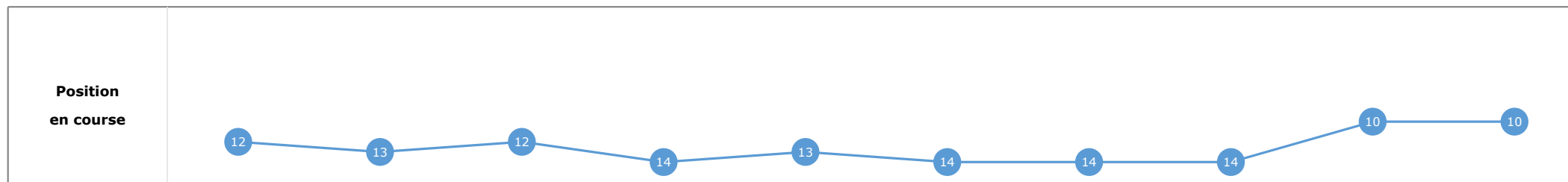
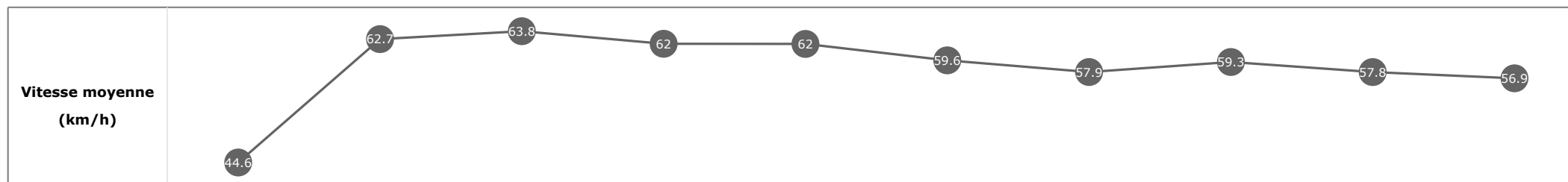


Statistiques Tracking
CHANTILLY
C6 - PRIX DU HARAS AU BOIS - 1900m
mardi 10 mars 2020 - 17:02

Cheval **MANOUSHKA**
 Jockey **Q. PERRETTE**
 Rang d'arrivée **10**
 Temps de parcours **01:55.22**
 Tronçon le plus rapide **00:11.29** (tronçon 1600m - 1400m)
 Vitesse maximale **66.96** (tronçon 1600m - 1400m)
 Vitesse moyenne **59.1**

Données de tracking

Tronçons de 200m	DEP 1800m	1800m 1600m	1600m 1400m	1400m 1200m	1200m 1000m	1000m 800m	800m 600m	600m 400m	400m 200m	200m ARR
Temps de parcours	00:07.45	00:18.91	00:30.21	00:41.82	00:53.47	01:05.52	01:17.94	01:30.11	01:42.59	01:55.22
Temps du tronçon	00:07.45	00:11.45	00:11.29	00:11.61	00:11.65	00:12.04	00:12.42	00:12.17	00:12.47	00:12.62
Vitesse moyenne	44.6	62.7	63.8	62	62	59.6	57.9	59.3	57.8	56.9

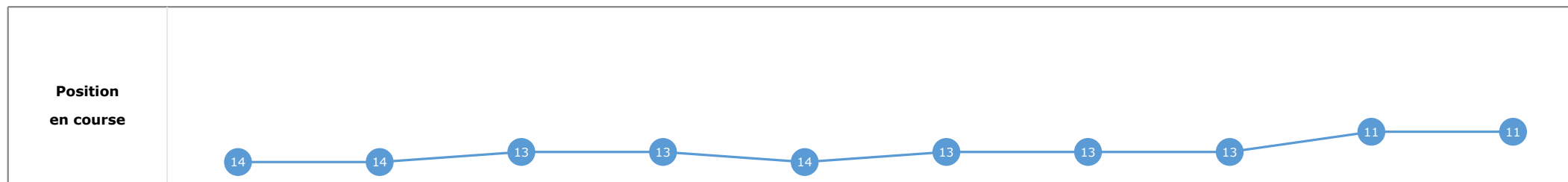
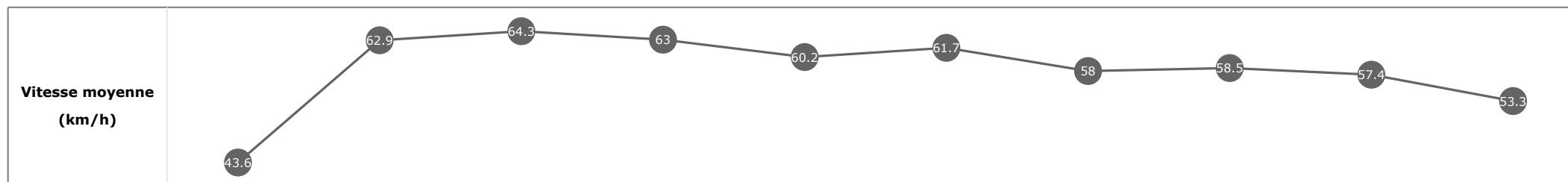


Statistiques Tracking
CHANTILLY
C6 - PRIX DU HARAS AU BOIS - 1900m
mardi 10 mars 2020 - 17:02

Cheval **BUSTER**
 Jockey **J. MONTEIRO**
 Rang d'arrivée **11**
 Temps de parcours **01:56.12**
 Tronçon le plus rapide **00:11.14** (tronçon 1600m - 1400m)
 Vitesse maximale **68.76** (tronçon 1600m - 1400m)
 Vitesse moyenne **58.7**

Données de tracking

Tronçons de 200m	DEP 1800m	1800m 1600m	1600m 1400m	1400m 1200m	1200m 1000m	1000m 800m	800m 600m	600m 400m	400m 200m	200m ARR
Temps de parcours	00:07.59	00:19.08	00:30.22	00:41.69	00:53.62	01:05.38	01:17.78	01:30.09	01:42.66	01:56.12
Temps du tronçon	00:07.59	00:11.49	00:11.14	00:11.46	00:11.93	00:11.75	00:12.40	00:12.31	00:12.57	00:13.45
Vitesse moyenne	43.6	62.9	64.3	63	60.2	61.7	58	58.5	57.4	53.3

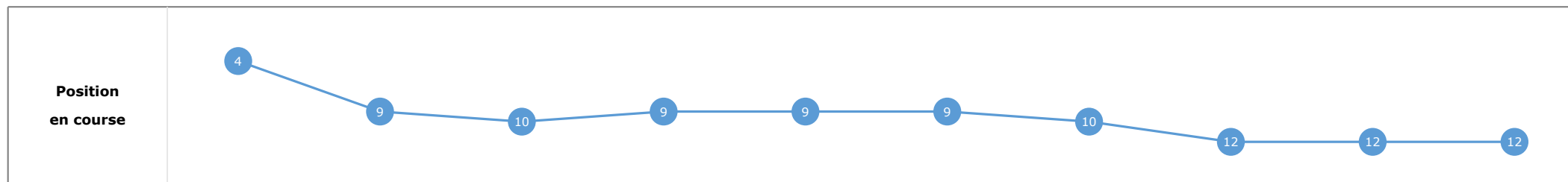
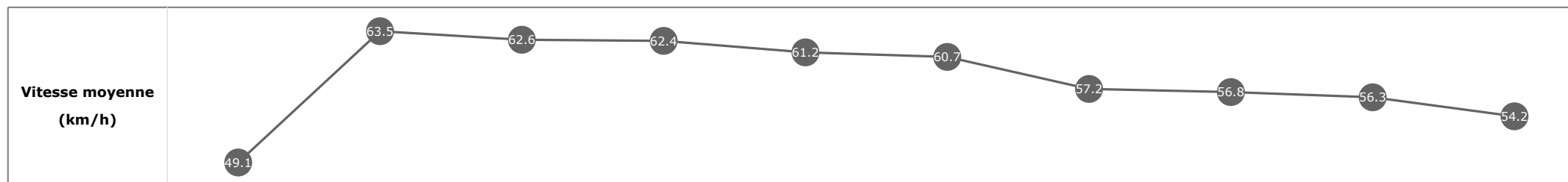


Statistiques Tracking
CHANTILLY
C6 - PRIX DU HARAS AU BOIS - 1900m
mardi 10 mars 2020 - 17:02

Cheval **MY LENNY**
 Jockey **S. TISON**
 Rang d'arrivée **12**
 Temps de parcours **01:56.18**
 Tronçon le plus rapide **00:11.32** (tronçon 1800m - 1600m)
 Vitesse maximale **65.70** (tronçon 1400m - 1200m)
 Vitesse moyenne **58.7**

Données de tracking

Tronçons de 200m	DEP 1800m	1800m 1600m	1600m 1400m	1400m 1200m	1200m 1000m	1000m 800m	800m 600m	600m 400m	400m 200m	200m ARR
Temps de parcours	00:06.76	00:18.09	00:29.66	00:41.18	00:52.97	01:04.80	01:17.33	01:30.03	01:42.83	01:56.18
Temps du tronçon	00:06.76	00:11.32	00:11.56	00:11.52	00:11.79	00:11.83	00:12.52	00:12.69	00:12.80	00:13.34
Vitesse moyenne	49.1	63.5	62.6	62.4	61.2	60.7	57.2	56.8	56.3	54.2

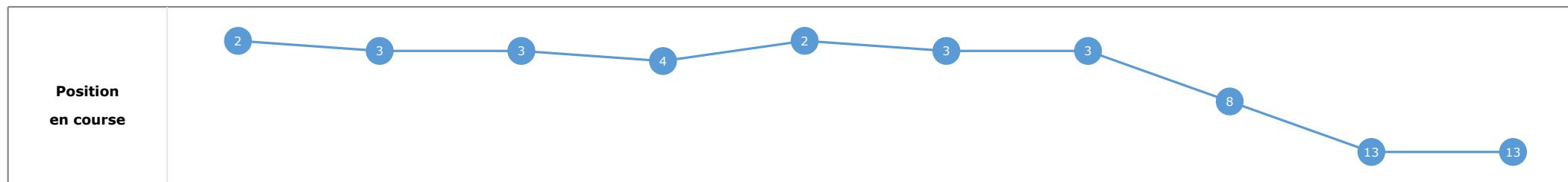
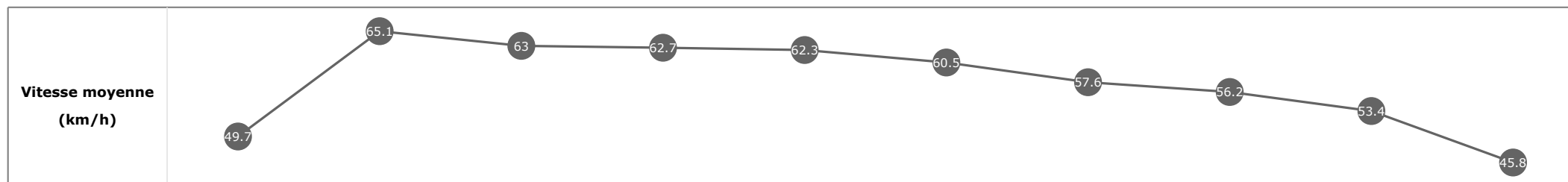


Statistiques Tracking
CHANTILLY
C6 - PRIX DU HARAS AU BOIS - 1900m
mardi 10 mars 2020 - 17:02

Cheval **FIONA**
 Jockey M. BARZALONA
 Rang d'arrivée **13**
 Temps de parcours **01:58.76**
 Tronçon le plus rapide **00:11.09** (tronçon 1800m - 1600m)
 Vitesse maximale **67.57** (tronçon 1800m - 1600m)
 Vitesse moyenne **57.4**

Données de tracking

Tronçons de 200m	DEP 1800m	1800m 1600m	1600m 1400m	1400m 1200m	1200m 1000m	1000m 800m	800m 600m	600m 400m	400m 200m	200m ARR
Temps de parcours	00:06.67	00:17.76	00:29.14	00:40.69	00:52.28	01:04.19	01:16.65	01:29.56	01:43.06	01:58.76
Temps du tronçon	00:06.67	00:11.09	00:11.37	00:11.55	00:11.58	00:11.91	00:12.45	00:12.91	00:13.49	00:15.70
Vitesse moyenne	49.7	65.1	63	62.7	62.3	60.5	57.6	56.2	53.4	45.8



Statistiques Tracking
CHANTILLY
C6 - PRIX DU HARAS AU BOIS - 1900m
mardi 10 mars 2020 - 17:02

Cheval **HODENG**
 Jockey **C. SOUMILLON**
 Rang d'arrivée **14**
 Temps de parcours **01:59.27**
 Tronçon le plus rapide **00:11.07** (tronçon 1800m - 1600m)
 Vitesse maximale **67.72** (tronçon 1800m - 1600m)
 Vitesse moyenne **57.2**

Données de tracking

Tronçons de 200m	DEP 1800m	1800m 1600m	1600m 1400m	1400m 1200m	1200m 1000m	1000m 800m	800m 600m	600m 400m	400m 200m	200m ARR
Temps de parcours	00:06.77	00:17.85	00:29.23	00:40.79	00:52.59	01:04.33	01:16.94	01:29.77	01:43.36	01:59.27
Temps du tronçon	00:06.77	00:11.07	00:11.38	00:11.55	00:11.79	00:11.74	00:12.61	00:12.82	00:13.59	00:15.90
Vitesse moyenne	49	64.6	63.4	62.6	61.2	61.1	57.3	56.6	53	45.2

