

**Statistiques Tracking**  
**DEAUVILLE**  
**C3 - PRIX DE LA VILLA LUCIE - 1300m**  
**samedi 1 août 2020 - 15:15**


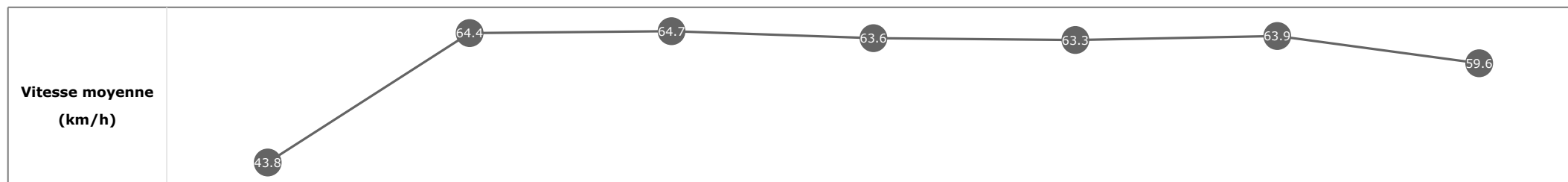
Partant (corde)	Cheval	Arrivée officielle	Tronçons de 200m		DEP - 1000m	1000m - 800m	800m - 600m	600m - 400m	400m - 200m	200m - ARR	Temps officiel	Derniers 600m	Parcouru vs. 1er
			Vitesse Max	200m les plus rapides	Temps passage en tête	Durée du tronçon	00:18.42	00:29.37	00:40.34	00:52.02			
					00:18.42	00:10.95	00:10.97	00:11.67	00:11.99	00:12.66			
					T1	T2	T3	T4	T5	T6			
1 (7)	<b>SIMPLY STRIKING</b> C. SOUMILLON	1	67.90 T3	00:11.20 T1	<b>00:19.48</b> 15 00:19.48	<b>00:30.70</b> 15 00:11.22	<b>00:41.95</b> 15 00:11.25	<b>00:53.35</b> 13 00:11.39	<b>01:04.64</b> 6 00:11.28	<b>01:16.68</b> 00:12.04	1'16"86	00:34.72	
13 (4)	<b>MUTTRAH FORT</b> PC. BOUDOT	2	69.23 T1	00:10.93 T1	<b>00:18.77</b> 5 00:18.77	<b>00:29.88</b> 5 00:11.11	<b>00:41.08</b> 5 00:11.19	<b>00:52.70</b> 5 00:11.62	<b>01:04.34</b> 4 00:11.64	<b>01:16.76</b> 00:12.41	1'16"96	00:35.68	3.20
15 (11)	<b>FUNNY VALENTINE</b> M. BARZALONA	3	68.00 T2	00:11.19 T2	<b>00:19.58</b> 16 00:19.58	<b>00:30.77</b> 16 00:11.19	<b>00:42.10</b> 16 00:11.32	<b>00:53.43</b> 14 00:11.33	<b>01:04.78</b> 10 00:11.35	<b>01:16.79</b> 00:12.00	1'17"02	00:34.69	5.74
10 (3)	<b>MON PARIS</b> E. HARDOUIN	4	68.29 T1	00:10.96 T1	<b>00:18.60</b> 3 00:18.60	<b>00:29.67</b> 4 00:11.07	<b>00:40.74</b> 3 00:11.06	<b>00:52.38</b> 3 00:11.64	<b>01:04.12</b> 2 00:11.74	<b>01:17.07</b> 00:12.94	1'17"25	00:36.32	-1.07
16 (14)	<b>CONTORTIONISTE</b> A. BADEL	5	69.30 T3	00:10.86 T2	<b>00:18.51</b> 2 00:18.51	<b>00:29.37</b> 1 00:10.86	<b>00:40.34</b> 1 00:10.97	<b>00:52.02</b> 1 00:11.67	<b>01:04.01</b> 1 00:11.99	<b>01:17.12</b> 00:13.10	1'17"28	00:36.77	4.39
8 (8)	<b>GREYWAY</b> J. MOUTARD	6	66.46 T1	00:11.18 T2	<b>00:19.25</b> 13 00:19.25	<b>00:30.44</b> 13 00:11.18	<b>00:41.65</b> 12 00:11.21	<b>00:53.20</b> 10 00:11.55	<b>01:04.91</b> 11 00:11.70	<b>01:17.16</b> 00:12.24	1'17"32	00:35.50	0.73
9 (5)	<b>IRON DUKE</b> G. MOSSE	7	68.00 T2	00:11.10 T1	<b>00:19.03</b> 9 00:19.03	<b>00:30.15</b> 9 00:11.12	<b>00:41.31</b> 8 00:11.16	<b>00:52.96</b> 8 00:11.65	<b>01:04.76</b> 8 00:11.79	<b>01:17.44</b> 00:12.68	1'17"60	00:36.13	2.48
4 (10)	<b>SHERE CALM</b> A. LEMAITRE	8	68.33 T1	00:10.87 T1	<b>00:18.42</b> 1 00:18.42	<b>00:29.39</b> 2 00:10.97	<b>00:40.45</b> 2 00:11.05	<b>00:52.19</b> 2 00:11.74	<b>01:04.19</b> 3 00:12.00	<b>01:17.54</b> 00:13.34	1'17"72	00:37.08	0.37
14 (6)	<b>ON THE SEA</b> T. TRULLIER	9	67.36 T1	00:11.09 T1	<b>00:18.85</b> 7 00:18.85	<b>00:30.02</b> 7 00:11.16	<b>00:41.27</b> 7 00:11.25	<b>00:52.84</b> 6 00:11.57	<b>01:04.69</b> 7 00:11.84	<b>01:17.59</b> 00:12.90	1'17"78	00:36.31	6.12
2 (2)	<b>VISCOUNT BARFIELD</b> S. PASQUIER	10	68.51 T3	00:10.95 T1	<b>00:18.84</b> 6 00:18.84	<b>00:29.98</b> 6 00:11.13	<b>00:41.09</b> 6 00:11.10	<b>00:52.85</b> 7 00:11.76	<b>01:04.77</b> 9 00:11.91	<b>01:17.89</b> 00:13.12	1'18"06	00:36.80	-0.97
5 (15)	<b>BAKOEL KOFFIE</b> T. PICCONE	11	68.04 T2	00:10.94 T2	<b>00:18.70</b> 4 00:18.70	<b>00:29.65</b> 3 00:10.94	<b>00:40.76</b> 4 00:11.11	<b>00:52.41</b> 4 00:11.65	<b>01:04.54</b> 5 00:12.12	<b>01:18.06</b> 00:13.52	1'18"23	00:37.30	4.39
3 (12)	<b>RIMINI</b> T. BACHELOT	12	68.15 T4	00:11.19 T2	<b>00:19.36</b> 14 00:19.36	<b>00:30.55</b> 14 00:11.19	<b>00:41.85</b> 13 00:11.29	<b>00:53.30</b> 12 00:11.45	<b>01:04.94</b> 12 00:11.63	<b>01:18.59</b> 00:13.65	1'18"71	00:36.74	5.48
11 (9)	<b>TROIZILET</b> A. POUCHIN	13	67.36 T1	00:11.15 T1	<b>00:19.03</b> 10 00:19.03	<b>00:30.30</b> 11 00:11.27	<b>00:41.57</b> 10 00:11.27	<b>00:53.13</b> 9 00:11.55	<b>01:05.12</b> 13 00:11.99	<b>01:18.86</b> 00:13.73	1'19"00	00:37.28	4.93
6 (1)	<b>MORSAN</b> C. DEMURO	14	67.43 T1	00:11.11 T1	<b>00:19.08</b> 11 00:19.08	<b>00:30.21</b> 10 00:11.12	<b>00:41.45</b> 9 00:11.23	<b>00:53.23</b> 11 00:11.78	<b>01:05.59</b> 15 00:12.35	<b>01:19.42</b> 00:13.83	1'19"52	00:37.97	-0.38
7 (16)	<b>WIND TEST</b> L. GROSSO	15	67.18 T1	00:11.17 T2	<b>00:18.95</b> 8 00:18.95	<b>00:30.13</b> 8 00:11.17	<b>00:41.61</b> 11 00:11.48	<b>00:53.68</b> 16 00:12.06	<b>01:05.90</b> 16 00:12.22	<b>01:20.50</b> 00:14.60	1'20"66	00:38.89	10.67
12 (13)	<b>DEGRISEMENT</b> A. CRASTUS	16	67.03 T2	00:11.17 T2	<b>00:19.16</b> 12 00:19.16	<b>00:30.33</b> 12 00:11.17	<b>00:41.85</b> 14 00:11.51	<b>00:53.44</b> 15 00:11.58	<b>01:05.58</b> 14 00:12.14	<b>01:21.44</b> 00:15.86	1'21"30	00:39.58	9.30

**Statistiques Tracking**  
**DEAUVILLE**  
**C3 - PRIX DE LA VILLA LUCIE - 1300m**  
**samedi 1 août 2020 - 15:15**

Cheval **SIMPLY STRIKING**  
 Jockey C. SOUMILLON  
 Rang d'arrivée **1**  
 Temps de parcours **01:16.68**  
 Tronçon le plus rapide **00:11.20** (tronçon 1200m - 1000m)  
 Vitesse maximale **67.90** (tronçon 800m - 600m)  
 Vitesse moyenne **61**

**Données de tracking**

Tronçons de 200m	DEP 1200m	1200m 1000m	1000m 800m	800m 600m	600m 400m	400m 200m	200m ARR
<b>Temps de parcours</b>	<b>00:08.27</b>	<b>00:19.48</b>	<b>00:30.70</b>	<b>00:41.95</b>	<b>00:53.35</b>	<b>01:04.64</b>	<b>01:16.68</b>
Temps du tronçon	00:08.07	00:11.20	00:11.22	00:11.25	00:11.39	00:11.28	00:12.04
<b>Vitesse moyenne</b>	43.8	64.4	64.7	63.6	63.3	63.9	59.6

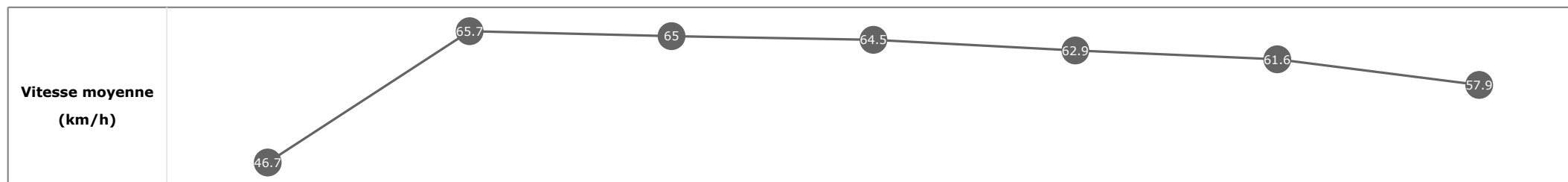


**Statistiques Tracking**  
**DEAUVILLE**  
**C3 - PRIX DE LA VILLA LUCIE - 1300m**  
**samedi 1 août 2020 - 15:15**

Cheval **MUTTRAH FORT**  
 Jockey **PC. BOUDOT**  
 Rang d'arrivée **2**  
 Temps de parcours **01:16.76**  
 Tronçon le plus rapide **00:10.93** (tronçon 1200m - 1000m)  
 Vitesse maximale **69.23** (tronçon 1200m - 1000m)  
 Vitesse moyenne **61.1**

**Données de tracking**

Tronçons de 200m	DEP 1200m	1200m 1000m	1000m 800m	800m 600m	600m 400m	400m 200m	200m ARR
<b>Temps de parcours</b>	<b>00:07.83</b>	<b>00:18.77</b>	<b>00:29.88</b>	<b>00:41.08</b>	<b>00:52.70</b>	<b>01:04.34</b>	<b>01:16.76</b>
Temps du tronçon	00:07.63	00:10.93	00:11.11	00:11.19	00:11.62	00:11.64	00:12.41
<b>Vitesse moyenne</b>	46.7	65.7	65	64.5	62.9	61.6	57.9


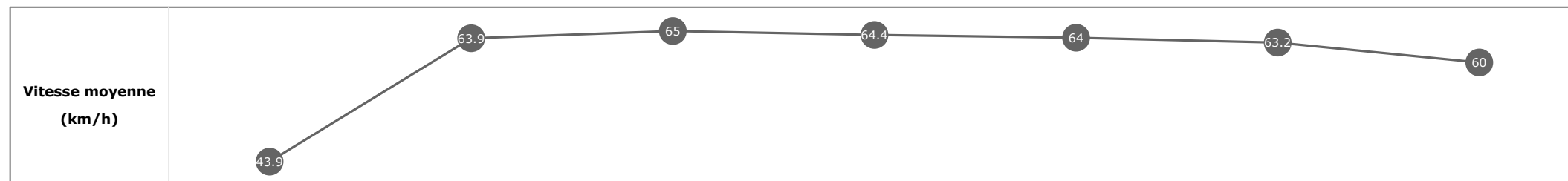


**Statistiques Tracking**  
**DEAUVILLE**  
**C3 - PRIX DE LA VILLA LUCIE - 1300m**  
**samedi 1 août 2020 - 15:15**

Cheval **FUNNY VALENTINE**  
 Jockey **M. BARZALONA**  
 Rang d'arrivée **3**  
 Temps de parcours **01:16.79**  
 Tronçon le plus rapide **00:11.19** (tronçon 1000m - 800m)  
 Vitesse maximale **68.00** (tronçon 1000m - 800m)  
 Vitesse moyenne **61.2**

**Données de tracking**

Tronçons de 200m	DEP 1200m	1200m 1000m	1000m 800m	800m 600m	600m 400m	400m 200m	200m ARR
<b>Temps de parcours</b>	<b>00:08.26</b>	<b>00:19.58</b>	<b>00:30.77</b>	<b>00:42.10</b>	<b>00:53.43</b>	<b>01:04.78</b>	<b>01:16.79</b>
Temps du tronçon	00:08.07	00:11.31	00:11.19	00:11.32	00:11.33	00:11.35	00:12.00
<b>Vitesse moyenne</b>	43.9	63.9	65	64.4	64	63.2	60


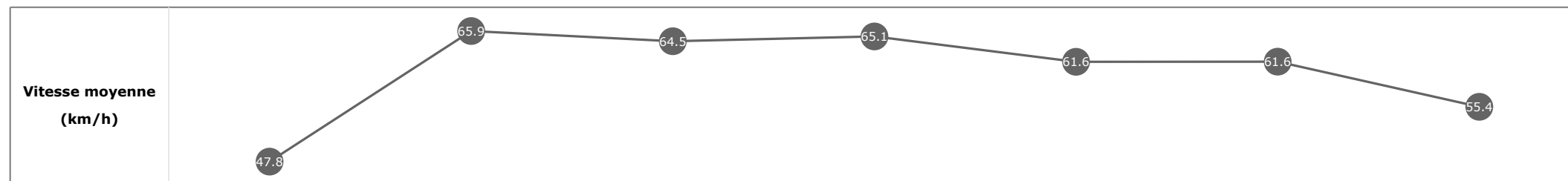


**Statistiques Tracking**  
**DEAUVILLE**  
**C3 - PRIX DE LA VILLA LUCIE - 1300m**  
**samedi 1 août 2020 - 15:15**

Cheval **MON PARIS**  
 Jockey **E. HARDOUIN**  
 Rang d'arrivée **4**  
 Temps de parcours **01:17.07**  
 Tronçon le plus rapide **00:10.96** (tronçon 1200m - 1000m)  
 Vitesse maximale **68.29** (tronçon 1200m - 1000m)  
 Vitesse moyenne **60.6**

**Données de tracking**

Tronçons de 200m	DEP 1200m	1200m 1000m	1000m 800m	800m 600m	600m 400m	400m 200m	200m ARR
<b>Temps de parcours</b>	<b>00:07.63</b>	<b>00:18.60</b>	<b>00:29.67</b>	<b>00:40.74</b>	<b>00:52.38</b>	<b>01:04.12</b>	<b>01:17.07</b>
Temps du tronçon	00:07.44	00:10.96	00:11.07	00:11.06	00:11.64	00:11.74	00:12.94
<b>Vitesse moyenne</b>	47.8	65.9	64.5	65.1	61.6	61.6	55.4


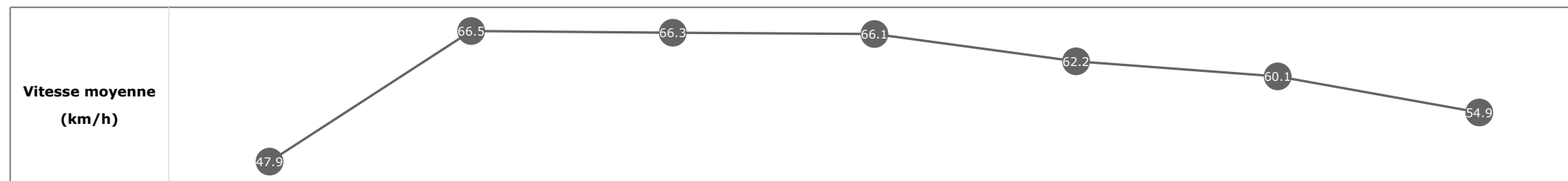


**Statistiques Tracking**  
**DEAUVILLE**  
**C3 - PRIX DE LA VILLA LUCIE - 1300m**  
**samedi 1 août 2020 - 15:15**

Cheval **CONTORTIONISTE**  
 Jockey A. BADEL  
 Rang d'arrivée **5**  
 Temps de parcours **01:17.12**  
 Tronçon le plus rapide **00:10.86** (tronçon 1000m - 800m)  
 Vitesse maximale **69.30** (tronçon 800m - 600m)  
 Vitesse moyenne **60.8**

**Données de tracking**

Tronçons de 200m	DEP 1200m	1200m 1000m	1000m 800m	800m 600m	600m 400m	400m 200m	200m ARR
<b>Temps de parcours</b>	<b>00:07.63</b>	<b>00:18.51</b>	<b>00:29.37</b>	<b>00:40.34</b>	<b>00:52.02</b>	<b>01:04.01</b>	<b>01:17.12</b>
Temps du tronçon	00:07.43	00:10.88	00:10.86	00:10.97	00:11.67	00:11.99	00:13.10
<b>Vitesse moyenne</b>	47.9	66.5	66.3	66.1	62.2	60.1	54.9

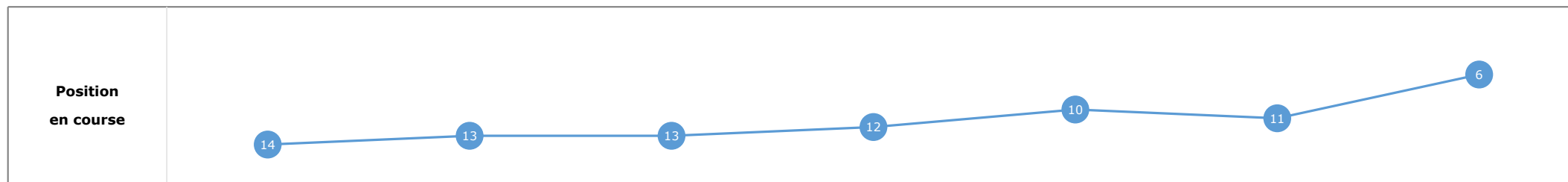
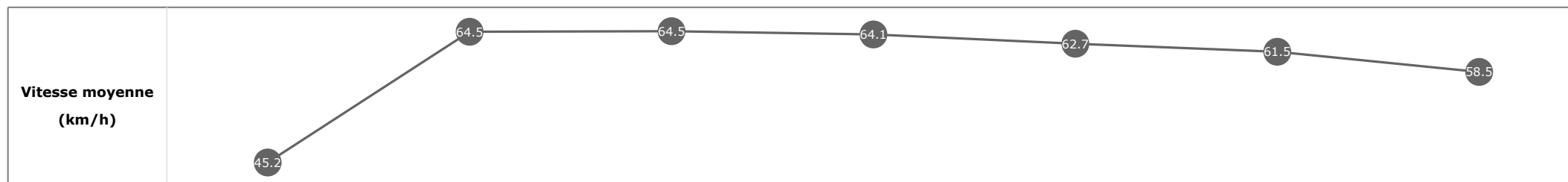


**Statistiques Tracking**  
**DEAUVILLE**  
**C3 - PRIX DE LA VILLA LUCIE - 1300m**  
**samedi 1 août 2020 - 15:15**

Cheval **GREYWAY**  
 Jockey **J. MOUTARD**  
 Rang d'arrivée **6**  
 Temps de parcours **01:17.16**  
 Tronçon le plus rapide **00:11.18** (tronçon 1000m - 800m)  
 Vitesse maximale **66.46** (tronçon 1200m - 1000m)  
 Vitesse moyenne **60.6**

**Données de tracking**

Tronçons de 200m	DEP 1200m	1200m 1000m	1000m 800m	800m 600m	600m 400m	400m 200m	200m ARR
<b>Temps de parcours</b>	<b>00:08.05</b>	<b>00:19.25</b>	<b>00:30.44</b>	<b>00:41.65</b>	<b>00:53.20</b>	<b>01:04.91</b>	<b>01:17.16</b>
Temps du tronçon	00:07.85	00:11.19	00:11.18	00:11.21	00:11.55	00:11.70	00:12.24
<b>Vitesse moyenne</b>	45.2	64.5	64.5	64.1	62.7	61.5	58.5


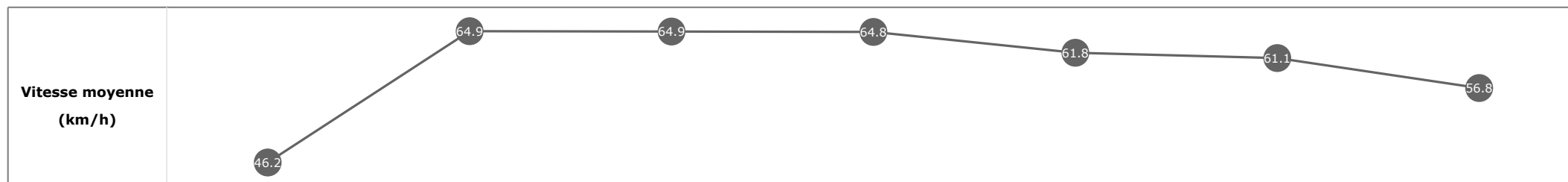


**Statistiques Tracking**  
**DEAUVILLE**  
**C3 - PRIX DE LA VILLA LUCIE - 1300m**  
**samedi 1 août 2020 - 15:15**

Cheval **IRON DUKE**  
 Jockey **G. MOSSE**  
 Rang d'arrivée **7**  
 Temps de parcours **01:17.44**  
 Tronçon le plus rapide **00:11.10** (tronçon 1200m - 1000m)  
 Vitesse maximale **68.00** (tronçon 1000m - 800m)  
 Vitesse moyenne **60.5**

**Données de tracking**

Tronçons de 200m	DEP 1200m	1200m 1000m	1000m 800m	800m 600m	600m 400m	400m 200m	200m ARR
<b>Temps de parcours</b>	<b>00:07.92</b>	<b>00:19.03</b>	<b>00:30.15</b>	<b>00:41.31</b>	<b>00:52.96</b>	<b>01:04.76</b>	<b>01:17.44</b>
Temps du tronçon	00:07.72	00:11.10	00:11.12	00:11.16	00:11.65	00:11.79	00:12.68
<b>Vitesse moyenne</b>	46.2	64.9	64.9	64.8	61.8	61.1	56.8



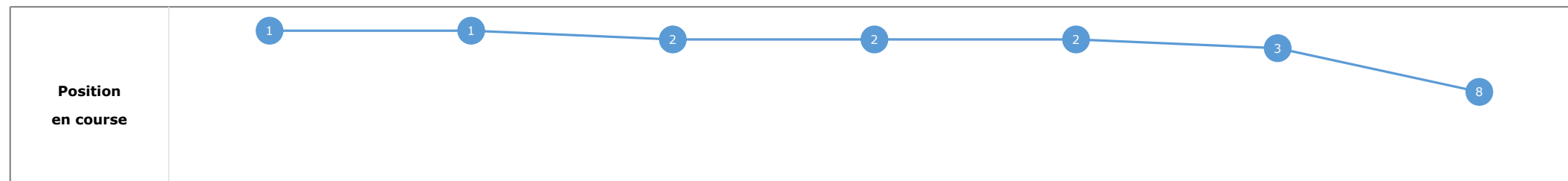
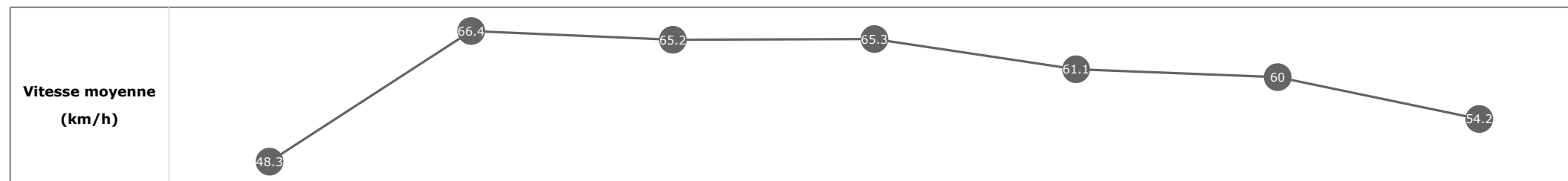


**Statistiques Tracking**  
**DEAUVILLE**  
**C3 - PRIX DE LA VILLA LUCIE - 1300m**  
**samedi 1 août 2020 - 15:15**

Cheval **SHERE CALM**  
 Jockey **A. LEMAITRE**  
 Rang d'arrivée **8**  
 Temps de parcours **01:17.54**  
 Tronçon le plus rapide **00:10.87** (tronçon 1200m - 1000m)  
 Vitesse maximale **68.33** (tronçon 1200m - 1000m)  
 Vitesse moyenne **60.3**

**Données de tracking**

Tronçons de 200m	DEP 1200m	1200m 1000m	1000m 800m	800m 600m	600m 400m	400m 200m	200m ARR
<b>Temps de parcours</b>	<b>00:07.54</b>	<b>00:18.42</b>	<b>00:29.39</b>	<b>00:40.45</b>	<b>00:52.19</b>	<b>01:04.19</b>	<b>01:17.54</b>
Temps du tronçon	00:07.35	00:10.87	00:10.97	00:11.05	00:11.74	00:12.00	00:13.34
<b>Vitesse moyenne</b>	48.3	66.4	65.2	65.3	61.1	60	54.2

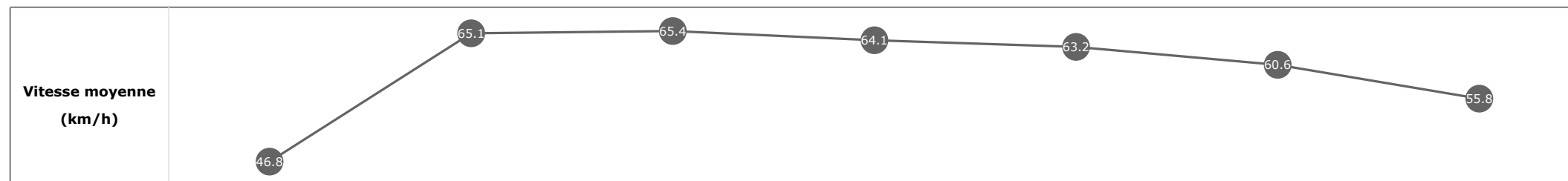


**Statistiques Tracking**  
**DEAUVILLE**  
**C3 - PRIX DE LA VILLA LUCIE - 1300m**  
**samedi 1 août 2020 - 15:15**

Cheval **ON THE SEA**  
 Jockey T. TRULLIER  
 Rang d'arrivée **9**  
 Temps de parcours **01:17.59**  
 Tronçon le plus rapide **00:11.09** (tronçon 1200m - 1000m)  
 Vitesse maximale **67.36** (tronçon 1200m - 1000m)  
 Vitesse moyenne **60.5**

**Données de tracking**

Tronçons de 200m	DEP 1200m	1200m 1000m	1000m 800m	800m 600m	600m 400m	400m 200m	200m ARR
<b>Temps de parcours</b>	<b>00:07.76</b>	<b>00:18.85</b>	<b>00:30.02</b>	<b>00:41.27</b>	<b>00:52.84</b>	<b>01:04.69</b>	<b>01:17.59</b>
Temps du tronçon	00:07.56	00:11.09	00:11.16	00:11.25	00:11.57	00:11.84	00:12.90
<b>Vitesse moyenne</b>	46.8	65.1	65.4	64.1	63.2	60.6	55.8

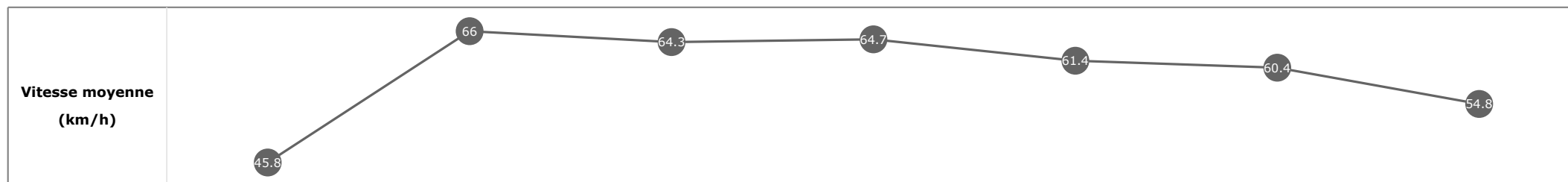


**Statistiques Tracking**  
**DEAUVILLE**  
**C3 - PRIX DE LA VILLA LUCIE - 1300m**  
**samedi 1 août 2020 - 15:15**

Cheval **VISCOUNT BARFIELD**  
 Jockey **S. PASQUIER**  
 Rang d'arrivée **10**  
 Temps de parcours **01:17.89**  
 Tronçon le plus rapide **00:10.95** (tronçon 1200m - 1000m)  
 Vitesse maximale **68.51** (tronçon 800m - 600m)  
 Vitesse moyenne **60**

**Données de tracking**

Tronçons de 200m	DEP 1200m	1200m 1000m	1000m 800m	800m 600m	600m 400m	400m 200m	200m ARR
<b>Temps de parcours</b>	<b>00:07.89</b>	<b>00:18.84</b>	<b>00:29.98</b>	<b>00:41.09</b>	<b>00:52.85</b>	<b>01:04.77</b>	<b>01:17.89</b>
Temps du tronçon	00:07.69	00:10.95	00:11.13	00:11.10	00:11.76	00:11.91	00:13.12
<b>Vitesse moyenne</b>	45.8	66	64.3	64.7	61.4	60.4	54.8


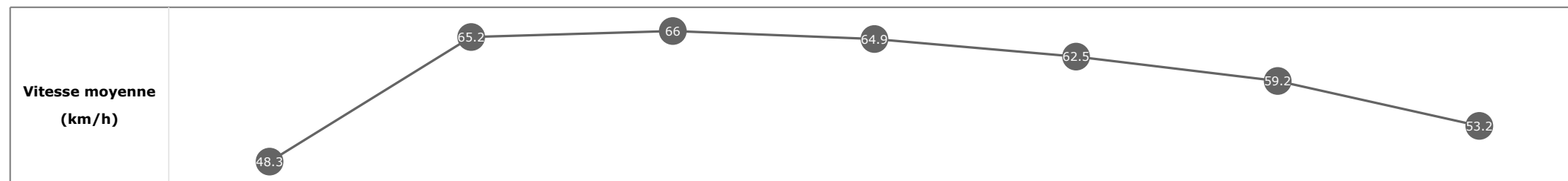


**Statistiques Tracking**  
**DEAUVILLE**  
**C3 - PRIX DE LA VILLA LUCIE - 1300m**  
**samedi 1 août 2020 - 15:15**

Cheval **BAKOEL KOFFIE**  
 Jockey **T. PICCONE**  
 Rang d'arrivée **11**  
 Temps de parcours **01:18.06**  
 Tronçon le plus rapide **00:10.94** (tronçon 1000m - 800m)  
 Vitesse maximale **68.04** (tronçon 1000m - 800m)  
 Vitesse moyenne **60.1**

**Données de tracking**

Tronçons de 200m	DEP 1200m	1200m 1000m	1000m 800m	800m 600m	600m 400m	400m 200m	200m ARR
<b>Temps de parcours</b>	<b>00:07.60</b>	<b>00:18.70</b>	<b>00:29.65</b>	<b>00:40.76</b>	<b>00:52.41</b>	<b>01:04.54</b>	<b>01:18.06</b>
Temps du tronçon	00:07.40	00:11.10	00:10.94	00:11.11	00:11.65	00:12.12	00:13.52
<b>Vitesse moyenne</b>	48.3	65.2	66	64.9	62.5	59.2	53.2

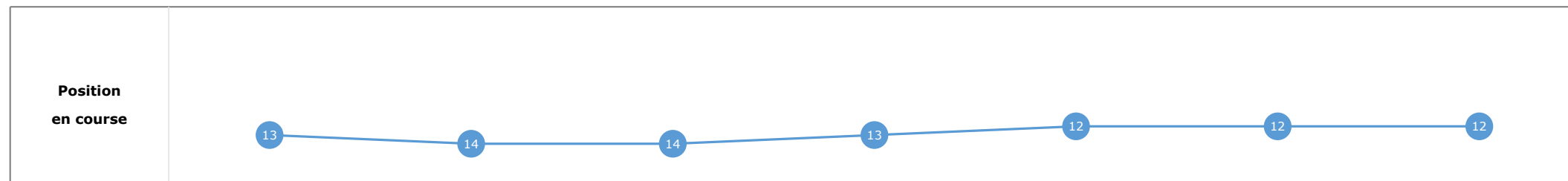
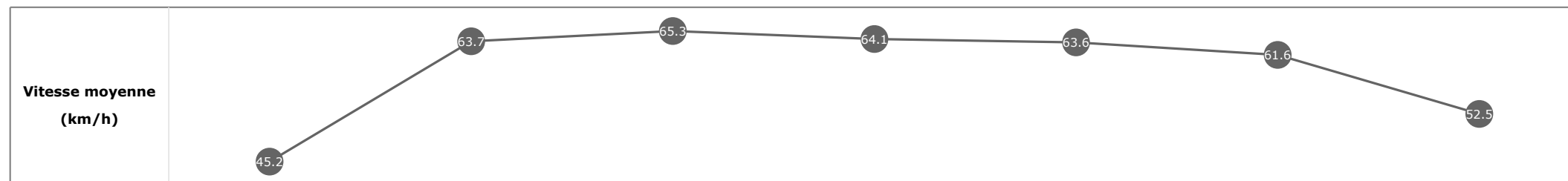


**Statistiques Tracking**  
**DEAUVILLE**  
**C3 - PRIX DE LA VILLA LUCIE - 1300m**  
**samedi 1 août 2020 - 15:15**

Cheval **RIMINI**  
 Jockey T. BACHELOT  
 Rang d'arrivée **12**  
 Temps de parcours **01:18.59**  
 Tronçon le plus rapide **00:11.19** (tronçon 1000m - 800m)  
 Vitesse maximale **68.15** (tronçon 600m - 400m)  
 Vitesse moyenne **59.7**

**Données de tracking**

Tronçons de 200m	DEP 1200m	1200m 1000m	1000m 800m	800m 600m	600m 400m	400m 200m	200m ARR
<b>Temps de parcours</b>	<b>00:07.99</b>	<b>00:19.36</b>	<b>00:30.55</b>	<b>00:41.85</b>	<b>00:53.30</b>	<b>01:04.94</b>	<b>01:18.59</b>
Temps du tronçon	00:07.79	00:11.37	00:11.19	00:11.29	00:11.45	00:11.63	00:13.65
<b>Vitesse moyenne</b>	45.2	63.7	65.3	64.1	63.6	61.6	52.5


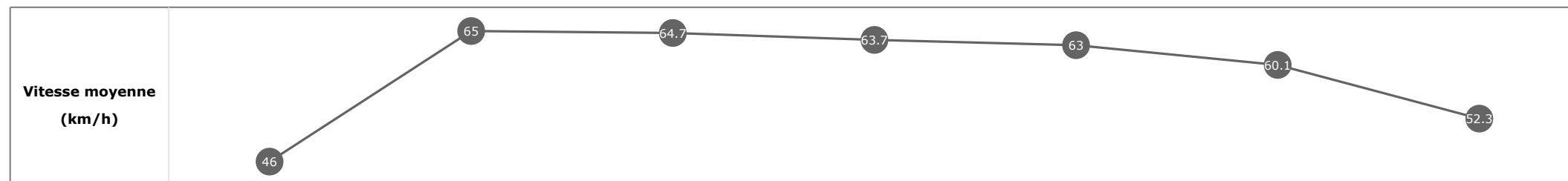


**Statistiques Tracking**  
**DEAUVILLE**  
**C3 - PRIX DE LA VILLA LUCIE - 1300m**  
**samedi 1 août 2020 - 15:15**

Cheval **TROIZILET**  
 Jockey **A. POUCHIN**  
 Rang d'arrivée **13**  
 Temps de parcours **01:18.86**  
 Tronçon le plus rapide **00:11.15** (tronçon 1200m - 1000m)  
 Vitesse maximale **67.36** (tronçon 1200m - 1000m)  
 Vitesse moyenne **59.5**

**Données de tracking**

Tronçons de 200m	DEP 1200m	1200m 1000m	1000m 800m	800m 600m	600m 400m	400m 200m	200m ARR
<b>Temps de parcours</b>	<b>00:07.88</b>	<b>00:19.03</b>	<b>00:30.30</b>	<b>00:41.57</b>	<b>00:53.13</b>	<b>01:05.12</b>	<b>01:18.86</b>
Temps du tronçon	00:07.68	00:11.15	00:11.27	00:11.27	00:11.55	00:11.99	00:13.73
<b>Vitesse moyenne</b>	46	65	64.7	63.7	63	60.1	52.3


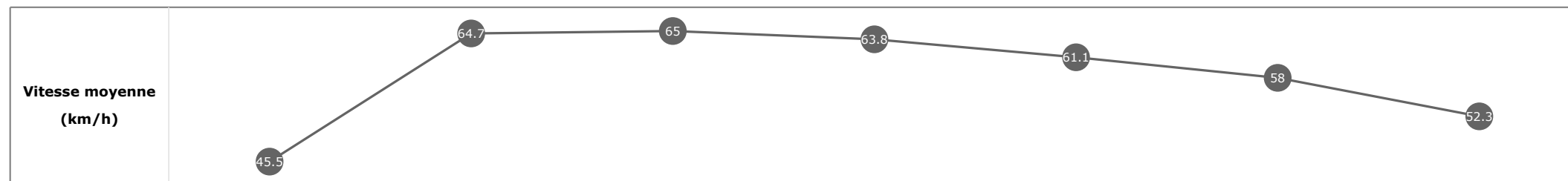


**Statistiques Tracking**  
**DEAUVILLE**  
**C3 - PRIX DE LA VILLA LUCIE - 1300m**  
**samedi 1 août 2020 - 15:15**

Cheval **MORSAN**  
 Jockey **C. DEMURO**  
 Rang d'arrivée **14**  
 Temps de parcours **01:19.42**  
 Tronçon le plus rapide **00:11.11** (tronçon 1200m - 1000m)  
 Vitesse maximale **67.43** (tronçon 1200m - 1000m)  
 Vitesse moyenne **58.8**

**Données de tracking**

Tronçons de 200m	DEP 1200m	1200m 1000m	1000m 800m	800m 600m	600m 400m	400m 200m	200m ARR
<b>Temps de parcours</b>	<b>00:07.97</b>	<b>00:19.08</b>	<b>00:30.21</b>	<b>00:41.45</b>	<b>00:53.23</b>	<b>01:05.59</b>	<b>01:19.42</b>
Temps du tronçon	00:07.77	00:11.11	00:11.12	00:11.23	00:11.78	00:12.35	00:13.83
<b>Vitesse moyenne</b>	45.5	64.7	65	63.8	61.1	58	52.3


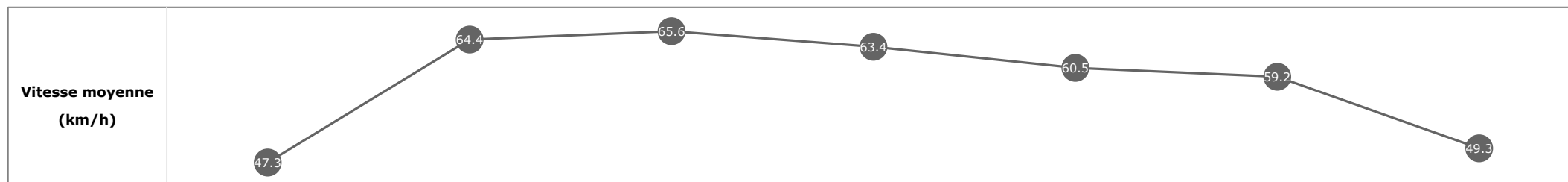


**Statistiques Tracking**  
**DEAUVILLE**  
**C3 - PRIX DE LA VILLA LUCIE - 1300m**  
**samedi 1 août 2020 - 15:15**

Cheval **WIND TEST**  
 Jockey L. GROSSO  
 Rang d'arrivée **15**  
 Temps de parcours **01:20.50**  
 Tronçon le plus rapide **00:11.17** (tronçon 1000m - 800m)  
 Vitesse maximale **67.18** (tronçon 1200m - 1000m)  
 Vitesse moyenne **58.6**

**Données de tracking**

Tronçons de 200m	DEP 1200m	1200m 1000m	1000m 800m	800m 600m	600m 400m	400m 200m	200m ARR
<b>Temps de parcours</b>	<b>00:07.73</b>	<b>00:18.95</b>	<b>00:30.13</b>	<b>00:41.61</b>	<b>00:53.68</b>	<b>01:05.90</b>	<b>01:20.50</b>
Temps du tronçon	00:07.53	00:11.22	00:11.17	00:11.48	00:12.06	00:12.22	00:14.60
<b>Vitesse moyenne</b>	47.3	64.4	65.6	63.4	60.5	59.2	49.3





**Statistiques Tracking**  
**DEAUVILLE**  
**C3 - PRIX DE LA VILLA LUCIE - 1300m**  
**samedi 1 août 2020 - 15:15**

Cheval **DEGRISEMENT**  
 Jockey A. CRASTUS  
 Rang d'arrivée **16**  
 Temps de parcours **01:21.44**  
 Tronçon le plus rapide **00:11.17** (tronçon 1000m - 800m)  
 Vitesse maximale **67.03** (tronçon 1000m - 800m)  
 Vitesse moyenne **57.8**

**Données de tracking**

Tronçons de 200m	DEP 1200m	1200m 1000m	1000m 800m	800m 600m	600m 400m	400m 200m	200m ARR
<b>Temps de parcours</b>	<b>00:07.95</b>	<b>00:19.16</b>	<b>00:30.33</b>	<b>00:41.85</b>	<b>00:53.44</b>	<b>01:05.58</b>	<b>01:21.44</b>
Temps du tronçon	00:07.75	00:11.20	00:11.17	00:11.51	00:11.58	00:12.14	00:15.86
<b>Vitesse moyenne</b>	45.8	64.6	65.7	63	63	59.1	45.5

