

Statistiques Tracking
DEAUVILLE
C7 - 65EME PRIX GEORGES COURTOIS - 3400m
samedi 1 août 2020 - 17:37


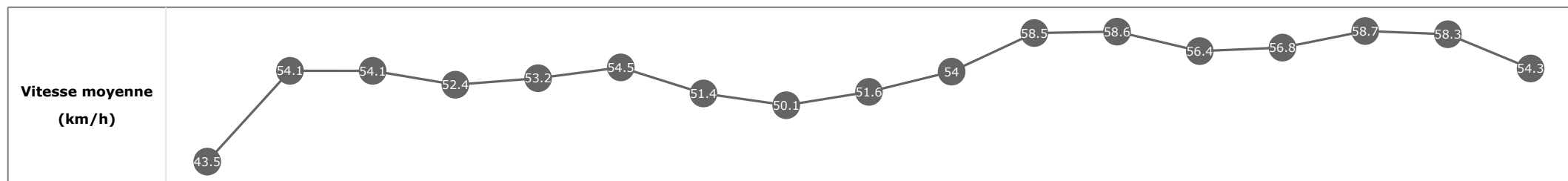
Partant (corde)	Cheval	Arrivée officielle	Tronçons de 200m		DEP - 1000m	1000m - 800m	800m - 600m	600m - 400m	400m - 200m	200m - ARR	Temps officiel	Derniers 600m	Parcouru vs. 1er
			Vitesse Max	200m les plus rapides	Temps passage en tête	Durée du tronçon	02:43.60	02:56.33	03:09.05	03:21.59			
					T1	T2	T3	T4	T5	T6			
6 (8)	NATURE'S ORDER F. GUY	1	60.37 T1	00:12.23 T1	02:43.60 1 02:43.60	02:56.33 1 00:12.73	03:09.05 1 00:12.72	03:21.59 1 00:12.53	03:33.96 1 00:12.37	03:47.14 00:13.17	3'47"43	00:38.08	
9 (4)	FOR ME DAVIS P. LOTOUT	2	62.96 T4	00:12.36 T5	02:44.52 11 02:44.52	02:57.21 11 00:12.68	03:09.83 10 00:12.62	03:22.20 5 00:12.36	03:34.56 2 00:12.36	03:48.22 00:13.65	3'48"41	00:38.38	1.95
1 (5)	BARKORBA K. BRAYE	3	61.74 T1	00:12.27 T1	02:44.37 9 02:44.37	02:56.99 8 00:12.62	03:09.59 7 00:12.59	03:22.15 4 00:12.56	03:34.73 3 00:12.57	03:48.49 00:13.76	3'48"76	00:38.90	1.41
5 (9)	CAPITAINE COOK S. BOUYSSOU	4	62.06 T1	00:12.36 T1	02:43.85 3 02:43.85	02:56.56 3 00:12.71	03:09.27 3 00:12.71	03:21.98 3 00:12.70	03:34.81 5 00:12.82	03:48.61 00:13.80	3'48"83	00:39.33	-4.99
13 (11)	PARKORI G. BERTRAND	5	60.48 T2	00:12.33 T1	02:43.91 4 02:43.91	02:56.57 4 00:12.66	03:09.26 2 00:12.69	03:21.91 2 00:12.65	03:34.77 4 00:12.85	03:48.72 00:13.95	3'48"88	00:39.45	6.15
2 (3)	MUNTASEER G. VIEL	6	60.48 T1	00:12.36 T1	02:44.07 6 02:44.07	02:56.74 5 00:12.67	03:09.56 5 00:12.81	03:22.27 6 00:12.71	03:35.19 6 00:12.91	03:49.05 00:13.85	3'49"31	00:39.48	-10.87
11 (13)	BONNET BRETON G. COTTREAU	7	60.73 T1	00:12.40 T1	02:44.21 7 02:44.21	02:56.88 7 00:12.66	03:09.71 8 00:12.83	03:22.62 8 00:12.90	03:35.47 7 00:12.84	03:49.65 00:14.18	3'49"90	00:39.93	1.71
3 (7)	RUDEVENT C. RIOU	8	60.66 T2	00:12.26 T1	02:44.51 10 02:44.51	02:57.05 9 00:12.53	03:09.75 9 00:12.70	03:22.76 9 00:13.00	03:36.00 8 00:13.23	03:50.18 00:14.18	3'50"40	00:40.42	-7.21
4 (10)	SULTAN BLEU MAX . DENUAULT	9	61.02 T1	00:12.42 T1	02:44.33 8 02:44.33	02:57.11 10 00:12.78	03:09.89 11 00:12.77	03:23.09 11 00:13.20	03:36.43 10 00:13.33	03:51.18 00:14.75	3'51"47	00:41.29	-7.66
7 (2)	SAGLYACAT T. MACE	10	65.41 T1	00:12.24 T1	02:44.05 5 02:44.05	02:56.87 6 00:12.82	03:09.58 6 00:12.70	03:22.51 7 00:12.93	03:36.03 9 00:13.51	03:51.78 00:15.75	3'52"08	00:42.20	-7.99
10 (6)	COULMER L. BRECHET	11	62.28 T1	00:12.41 T1	02:43.75 2 02:43.75	02:56.55 2 00:12.80	03:09.54 4 00:12.98	03:22.81 10 00:13.27	03:37.00 11 00:14.18	03:52.96 00:15.96	3'53"27	00:43.42	-6.07
12 (1)	MISS CHARLOTTE C. VERMEIRE	12	64.69 T6	00:12.39 T1	02:44.77 12 02:44.77	02:57.42 12 00:12.64	03:10.55 12 00:13.12	03:27.66 12 00:17.11	03:44.51 12 00:16.84	04:00.82 00:16.31	4'01"13	00:50.27	-12.52
8 (12)	ZOGH GRAVELLE NON PARTANT												

Statistiques Tracking DEAUVILLE C7 - 65EME PRIX GEORGES COURTOIS - 3400m samedi 1 août 2020 - 17:37

Cheval **NATURE'S ORDER**
 Jockey **F. GUY**
 Rang d'arrivée **1**
 Temps de parcours **03:47.14**
 Tronçon le plus rapide **00:12.23** (tronçon 1200m - 1000m)
 Vitesse maximale **60.37** (tronçon 1400m - 1200m)
 Vitesse moyenne **53.9**

Données de tracking

Tronçons de 200m	DEP 3200m	3200m 3000m	3000m 2800m	2800m 2600m	2600m 2400m	2400m 2200m	2200m 2000m	2000m 1800m	1800m 1600m	1600m 1400m	1400m 1200m	1200m 1000m	1000m 800m	800m 600m	600m 400m	400m 200m	200m ARR
Temps de parcours	00:15.50	00:28.84	00:42.24	00:56.04	01:09.68	01:22.85	01:36.97	01:51.42	02:05.56	02:18.99	02:31.36	02:43.60	02:56.33	03:09.05	03:21.59	03:33.96	03:47.14
Temps du tronçon	00:15.34	00:13.34	00:13.40	00:13.80	00:13.64	00:13.16	00:14.12	00:14.45	00:14.13	00:13.43	00:12.36	00:12.23	00:12.73	00:12.72	00:12.53	00:12.37	00:13.17
Vitesse moyenne	43.5	54.1	54.1	52.4	53.2	54.5	51.4	50.1	51.6	54	58.5	58.6	56.4	56.8	58.7	58.3	54.3


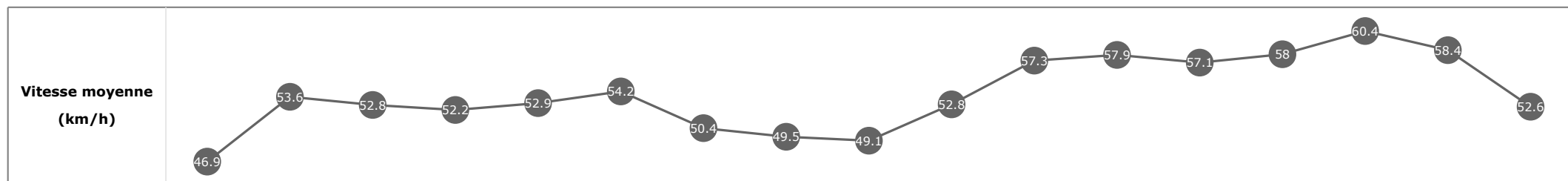


Statistiques Tracking
DEAUVILLE
C7 - 65EME PRIX GEORGES COURTOIS - 3400m
samedi 1 août 2020 - 17:37

Cheval **FOR ME DAVIS**
 Jockey **P. LOTOUT**
 Rang d'arrivée **2**
 Temps de parcours **03:48.22**
 Tronçon le plus rapide **00:12.36** (tronçon 400m - 200m)
 Vitesse maximale **62.96** (tronçon 600m - 400m)
 Vitesse moyenne **53.6**

Données de tracking

Tronçons de 200m	DEP 3200m	3200m 3000m	3000m 2800m	2800m 2600m	2600m 2400m	2400m 2200m	2200m 2000m	2000m 1800m	1800m 1600m	1600m 1400m	1400m 1200m	1200m 1000m	1000m 800m	800m 600m	600m 400m	400m 200m	200m ARR
Temps de parcours	00:14.32	00:27.78	00:41.41	00:55.23	01:08.90	01:22.20	01:36.51	01:51.17	02:05.81	02:19.57	02:32.05	02:44.52	02:57.21	03:09.83	03:22.20	03:34.56	03:48.22
Temps du tronçon	00:14.16	00:13.45	00:13.63	00:13.82	00:13.66	00:13.29	00:14.30	00:14.66	00:14.64	00:13.76	00:12.48	00:12.47	00:12.68	00:12.62	00:12.36	00:12.36	00:13.65
Vitesse moyenne	46.9	53.6	52.8	52.2	52.9	54.2	50.4	49.5	49.1	52.8	57.3	57.9	57.1	58	60.4	58.4	52.6

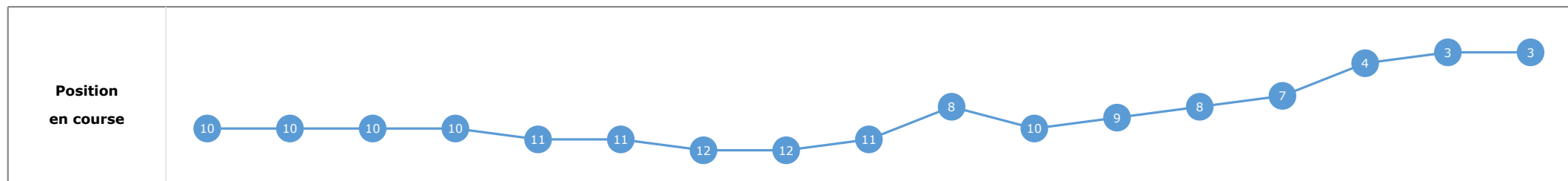
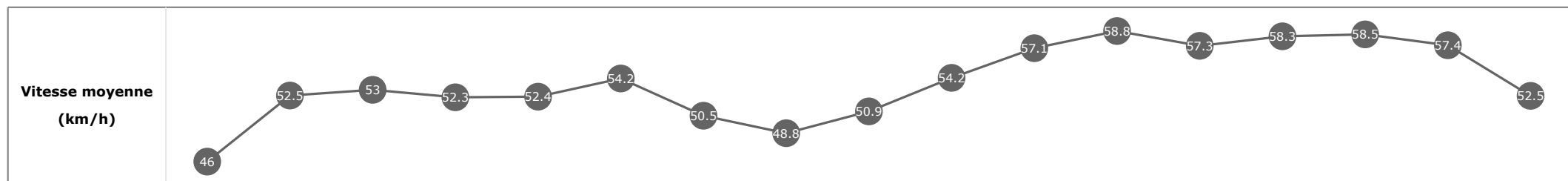


Statistiques Tracking
DEAUVILLE
C7 - 65EME PRIX GEORGES COURTOIS - 3400m
samedi 1 août 2020 - 17:37

Cheval **BARKORBA**
 Jockey **K. BRAYE**
 Rang d'arrivée **3**
 Temps de parcours **03:48.49**
 Tronçon le plus rapide **00:12.27** (tronçon 1200m - 1000m)
 Vitesse maximale **61.74** (tronçon 1200m - 1000m)
 Vitesse moyenne **53.6**

Données de tracking

Tronçons de 200m	DEP 3200m	3200m 3000m	3000m 2800m	2800m 2600m	2600m 2400m	2400m 2200m	2200m 2000m	2000m 1800m	1800m 1600m	1600m 1400m	1400m 1200m	1200m 1000m	1000m 800m	800m 600m	600m 400m	400m 200m	200m ARR
Temps de parcours	00:14.67	00:28.32	00:41.90	00:55.67	01:09.41	01:22.71	01:36.99	01:51.73	02:05.95	02:19.43	02:32.09	02:44.37	02:56.99	03:09.59	03:22.15	03:34.73	03:48.49
Temps du tronçon	00:14.51	00:13.64	00:13.57	00:13.77	00:13.74	00:13.29	00:14.27	00:14.73	00:14.22	00:13.47	00:12.65	00:12.27	00:12.62	00:12.59	00:12.56	00:12.57	00:13.76
Vitesse moyenne	46	52.5	53	52.3	52.4	54.2	50.5	48.8	50.9	54.2	57.1	58.8	57.3	58.3	58.5	57.4	52.5


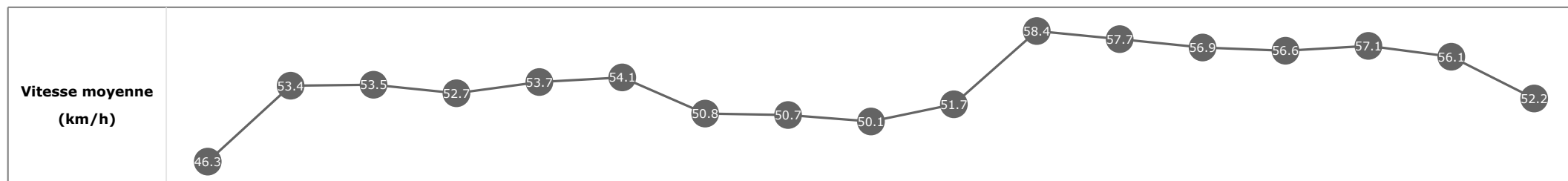


Statistiques Tracking
DEAUVILLE
C7 - 65EME PRIX GEORGES COURTOIS - 3400m
samedi 1 août 2020 - 17:37

Cheval **CAPITAINE COOK**
 Jockey **S. BOUYSSOU**
 Rang d'arrivée **4**
 Temps de parcours **03:48.61**
 Tronçon le plus rapide **00:12.36** (tronçon 1400m - 1200m)
 Vitesse maximale **62.06** (tronçon 1200m - 1000m)
 Vitesse moyenne **53.4**

Données de tracking

Tronçons de 200m	DEP 3200m	3200m 3000m	3000m 2800m	2800m 2600m	2600m 2400m	2400m 2200m	2200m 2000m	2000m 1800m	1800m 1600m	1600m 1400m	1400m 1200m	1200m 1000m	1000m 800m	800m 600m	600m 400m	400m 200m	200m ARR
Temps de parcours	00:14.52	00:28.10	00:41.68	00:55.46	01:08.84	01:22.19	01:36.40	01:50.76	02:05.13	02:19.05	02:31.42	02:43.85	02:56.56	03:09.27	03:21.98	03:34.81	03:48.61
Temps du tronçon	00:14.36	00:13.57	00:13.58	00:13.78	00:13.37	00:13.35	00:14.20	00:14.36	00:14.37	00:13.92	00:12.36	00:12.43	00:12.71	00:12.71	00:12.70	00:12.82	00:13.80
Vitesse moyenne	46.3	53.4	53.5	52.7	53.7	54.1	50.8	50.7	50.1	51.7	58.4	57.7	56.9	56.6	57.1	56.1	52.2


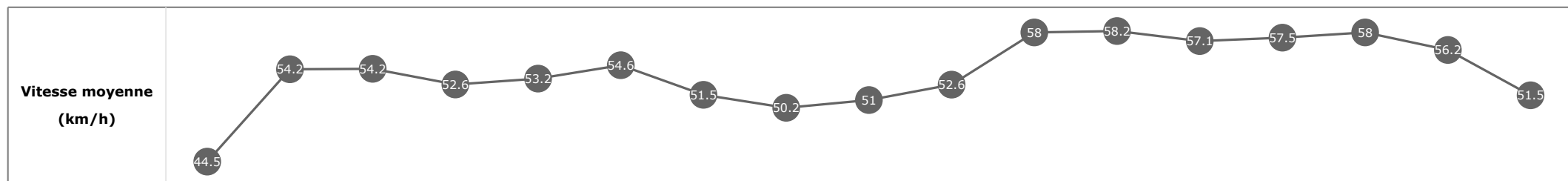


Statistiques Tracking
DEAUVILLE
C7 - 65EME PRIX GEORGES COURTOIS - 3400m
samedi 1 août 2020 - 17:37

Cheval **PARKORI**
 Jockey **G. BERTRAND**
 Rang d'arrivée **5**
 Temps de parcours **03:48.72**
 Tronçon le plus rapide **00:12.33** (tronçon 1200m - 1000m)
 Vitesse maximale **60.48** (tronçon 1000m - 800m)
 Vitesse moyenne **53.6**

Données de tracking

Tronçons de 200m	DEP 3200m	3200m 3000m	3000m 2800m	2800m 2600m	2600m 2400m	2400m 2200m	2200m 2000m	2000m 1800m	1800m 1600m	1600m 1400m	1400m 1200m	1200m 1000m	1000m 800m	800m 600m	600m 400m	400m 200m	200m ARR
Temps de parcours	00:15.17	00:28.52	00:41.91	00:55.71	01:09.31	01:22.56	01:36.58	01:51.05	02:05.33	02:19.16	02:31.57	02:43.91	02:56.57	03:09.26	03:21.91	03:34.77	03:48.72
Temps du tronçon	00:15.00	00:13.35	00:13.38	00:13.80	00:13.60	00:13.24	00:14.01	00:14.46	00:14.28	00:13.83	00:12.40	00:12.33	00:12.66	00:12.69	00:12.65	00:12.85	00:13.95
Vitesse moyenne	44.5	54.2	54.2	52.6	53.2	54.6	51.5	50.2	51	52.6	58	58.2	57.1	57.5	58	56.2	51.5

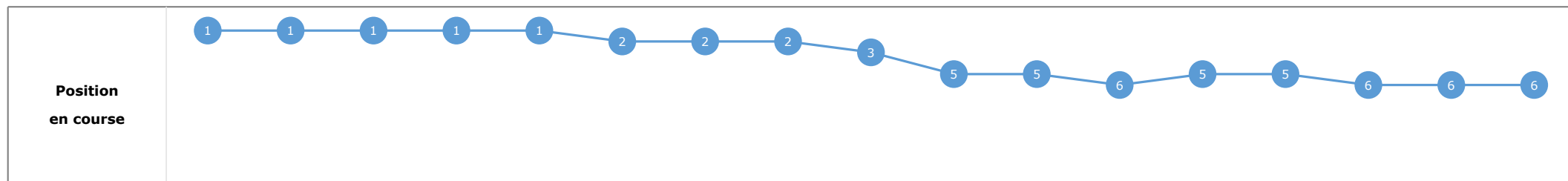
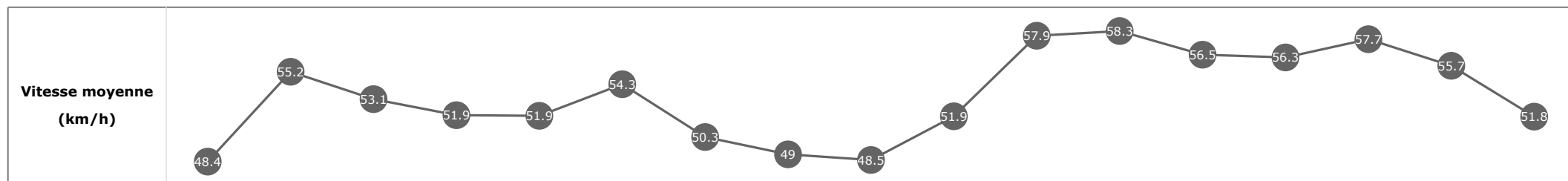


Statistiques Tracking DEAUVILLE C7 - 65EME PRIX GEORGES COURTOIS - 3400m samedi 1 août 2020 - 17:37

Cheval **MUNTASEER**
 Jockey **G. VIEL**
 Rang d'arrivée **6**
 Temps de parcours **03:49.05**
 Tronçon le plus rapide **00:12.36** (tronçon 1400m - 1200m)
 Vitesse maximale **60.48** (tronçon 1400m - 1200m)
 Vitesse moyenne **53.3**

Données de tracking

Tronçons de 200m	DEP 3200m	3200m 3000m	3000m 2800m	2800m 2600m	2600m 2400m	2400m 2200m	2200m 2000m	2000m 1800m	1800m 1600m	1600m 1400m	1400m 1200m	1200m 1000m	1000m 800m	800m 600m	600m 400m	400m 200m	200m ARR
Temps de parcours	00:13.96	00:26.92	00:40.49	00:54.38	01:08.28	01:21.52	01:35.83	01:50.52	02:05.33	02:19.28	02:31.64	02:44.07	02:56.74	03:09.56	03:22.27	03:35.19	03:49.05
Temps du tronçon	00:13.80	00:12.96	00:13.56	00:13.89	00:13.90	00:13.23	00:14.31	00:14.69	00:14.80	00:13.94	00:12.36	00:12.42	00:12.67	00:12.81	00:12.71	00:12.91	00:13.85
Vitesse moyenne	48.4	55.2	53.1	51.9	51.9	54.3	50.3	49	48.5	51.9	57.9	58.3	56.5	56.3	57.7	55.7	51.8

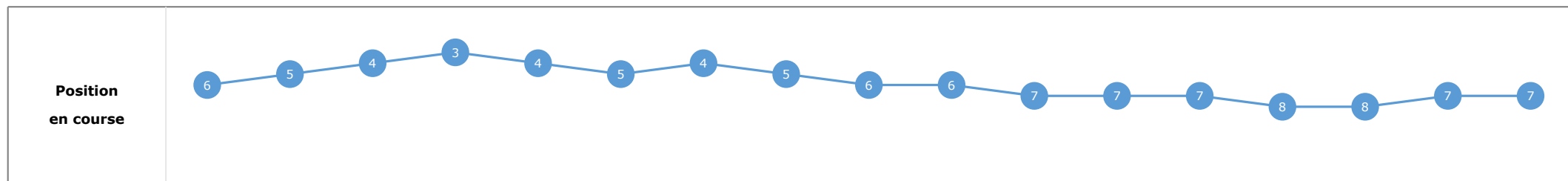
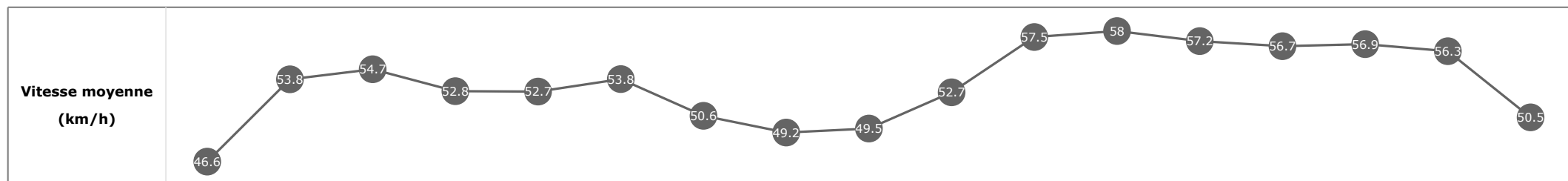


Statistiques Tracking
DEAUVILLE
C7 - 65EME PRIX GEORGES COURTOIS - 3400m
samedi 1 août 2020 - 17:37

Cheval **BONNET BRETON**
 Jockey **G. COTTREAU**
 Rang d'arrivée **7**
 Temps de parcours **03:49.65**
 Tronçon le plus rapide **00:12.40** (tronçon 1200m - 1000m)
 Vitesse maximale **60.73** (tronçon 1200m - 1000m)
 Vitesse moyenne **53.3**

Données de tracking

Tronçons de 200m	DEP 3200m	3200m 3000m	3000m 2800m	2800m 2600m	2600m 2400m	2400m 2200m	2200m 2000m	2000m 1800m	1800m 1600m	1600m 1400m	1400m 1200m	1200m 1000m	1000m 800m	800m 600m	600m 400m	400m 200m	200m ARR
Temps de parcours	00:14.43	00:27.86	00:41.26	00:54.95	01:08.65	01:22.08	01:36.28	01:50.91	02:05.52	02:19.30	02:31.81	02:44.21	02:56.88	03:09.71	03:22.62	03:35.47	03:49.65
Temps du tronçon	00:14.26	00:13.43	00:13.40	00:13.68	00:13.70	00:13.43	00:14.19	00:14.62	00:14.60	00:13.78	00:12.51	00:12.40	00:12.66	00:12.83	00:12.90	00:12.84	00:14.18
Vitesse moyenne	46.6	53.8	54.7	52.8	52.7	53.8	50.6	49.2	49.5	52.7	57.5	58	57.2	56.7	56.9	56.3	50.5

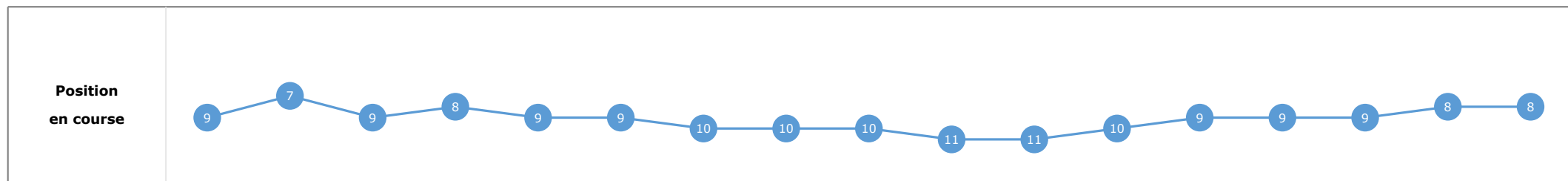
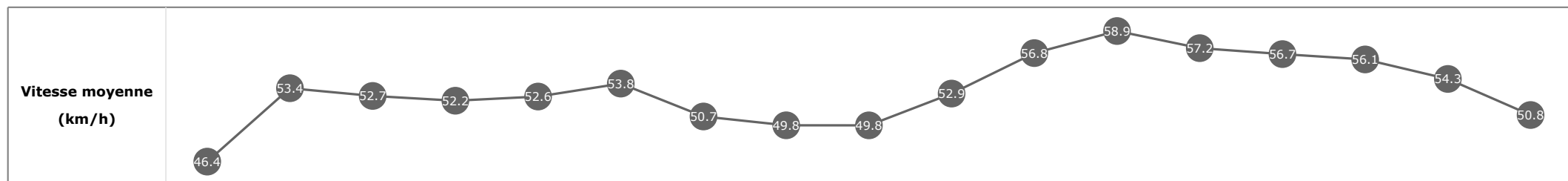


Statistiques Tracking
DEAUVILLE
C7 - 65EME PRIX GEORGES COURTOIS - 3400m
samedi 1 août 2020 - 17:37

Cheval **RUDEVENT**
 Jockey **C. RIOU**
 Rang d'arrivée **8**
 Temps de parcours **03:50.18**
 Tronçon le plus rapide **00:12.26** (tronçon 1200m - 1000m)
 Vitesse maximale **60.66** (tronçon 1000m - 800m)
 Vitesse moyenne **53**

Données de tracking

Tronçons de 200m	DEP 3200m	3200m 3000m	3000m 2800m	2800m 2600m	2600m 2400m	2400m 2200m	2200m 2000m	2000m 1800m	1800m 1600m	1600m 1400m	1400m 1200m	1200m 1000m	1000m 800m	800m 600m	600m 400m	400m 200m	200m ARR
Temps de parcours	00:14.57	00:28.02	00:41.70	00:55.44	01:09.14	01:22.53	01:36.80	01:51.36	02:05.87	02:19.61	02:32.25	02:44.51	02:57.05	03:09.75	03:22.76	03:36.00	03:50.18
Temps du tronçon	00:14.40	00:13.45	00:13.68	00:13.73	00:13.70	00:13.39	00:14.26	00:14.56	00:14.50	00:13.73	00:12.64	00:12.26	00:12.53	00:12.70	00:13.00	00:13.23	00:14.18
Vitesse moyenne	46.4	53.4	52.7	52.2	52.6	53.8	50.7	49.8	49.8	52.9	56.8	58.9	57.2	56.7	56.1	54.3	50.8

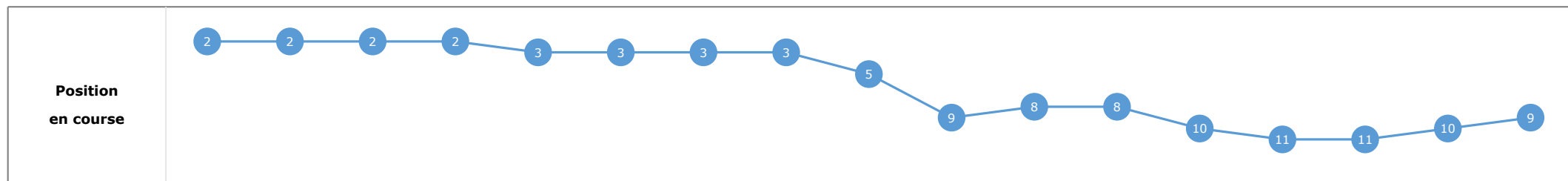
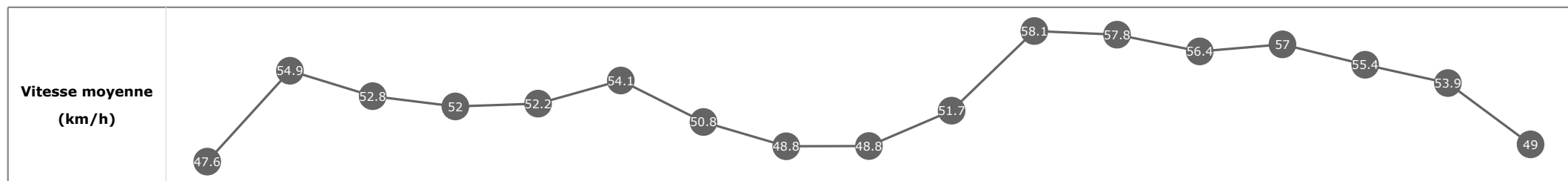


Statistiques Tracking
DEAUVILLE
C7 - 65EME PRIX GEORGES COURTOIS - 3400m
samedi 1 août 2020 - 17:37

Cheval **SULTAN BLEU**
 Jockey **MAX . DENUAULT**
 Rang d'arrivée **9**
 Temps de parcours **03:51.18**
 Tronçon le plus rapide **00:12.42** (tronçon 1200m - 1000m)
 Vitesse maximale **61.02** (tronçon 1200m - 1000m)
 Vitesse moyenne **52.8**

Données de tracking

Tronçons de 200m	DEP 3200m	3200m 3000m	3000m 2800m	2800m 2600m	2600m 2400m	2400m 2200m	2200m 2000m	2000m 1800m	1800m 1600m	1600m 1400m	1400m 1200m	1200m 1000m	1000m 800m	800m 600m	600m 400m	400m 200m	200m ARR
Temps de parcours	00:14.13	00:27.29	00:40.91	00:54.77	01:08.46	01:21.81	01:36.06	01:50.75	02:05.52	02:19.45	02:31.90	02:44.33	02:57.11	03:09.89	03:23.09	03:36.43	03:51.18
Temps du tronçon	00:13.96	00:13.16	00:13.62	00:13.86	00:13.68	00:13.35	00:14.24	00:14.69	00:14.76	00:13.93	00:12.45	00:12.42	00:12.78	00:12.77	00:13.20	00:13.33	00:14.75
Vitesse moyenne	47.6	54.9	52.8	52	52.2	54.1	50.8	48.8	48.8	51.7	58.1	57.8	56.4	57	55.4	53.9	49


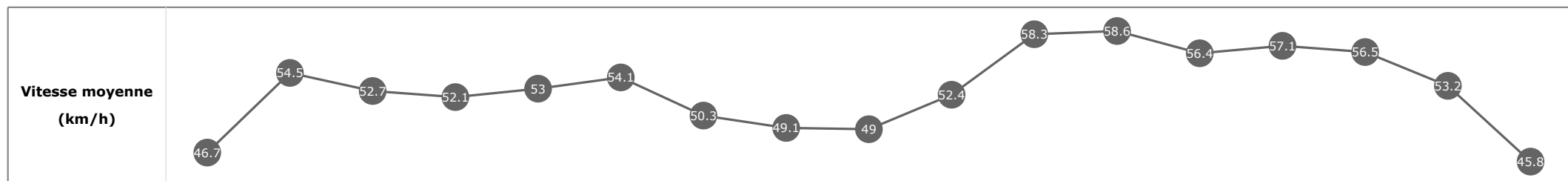


Statistiques Tracking
DEAUVILLE
C7 - 65EME PRIX GEORGES COURTOIS - 3400m
samedi 1 août 2020 - 17:37

Cheval **SAGLYACAT**
 Jockey **T. MACE**
 Rang d'arrivée **10**
 Temps de parcours **03:51.78**
 Tronçon le plus rapide **00:12.24** (tronçon 1200m - 1000m)
 Vitesse maximale **65.41** (tronçon 1200m - 1000m)
 Vitesse moyenne **52.7**

Données de tracking

Tronçons de 200m	DEP 3200m	3200m 3000m	3000m 2800m	2800m 2600m	2600m 2400m	2400m 2200m	2200m 2000m	2000m 1800m	1800m 1600m	1600m 1400m	1400m 1200m	1200m 1000m	1000m 800m	800m 600m	600m 400m	400m 200m	200m ARR
Temps de parcours	00:14.35	00:27.61	00:41.23	00:55.06	01:08.77	01:22.03	01:36.33	01:51.01	02:05.70	02:19.43	02:31.81	02:44.05	02:56.87	03:09.58	03:22.51	03:36.03	03:51.78
Temps du tronçon	00:14.19	00:13.25	00:13.62	00:13.82	00:13.71	00:13.26	00:14.30	00:14.67	00:14.69	00:13.72	00:12.37	00:12.24	00:12.82	00:12.70	00:12.93	00:13.51	00:15.75
Vitesse moyenne	46.7	54.5	52.7	52.1	53	54.1	50.3	49.1	49	52.4	58.3	58.6	56.4	57.1	56.5	53.2	45.8

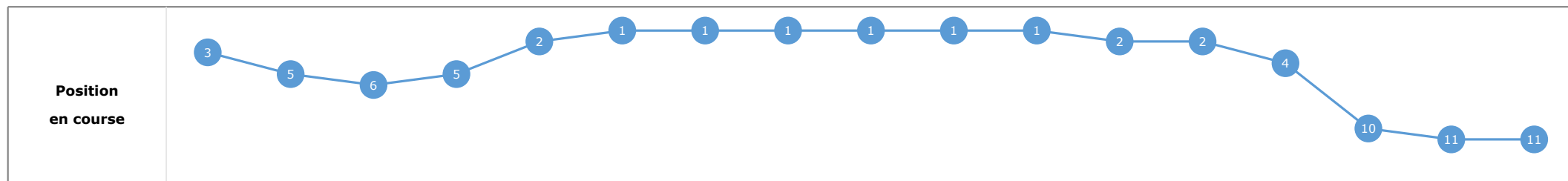
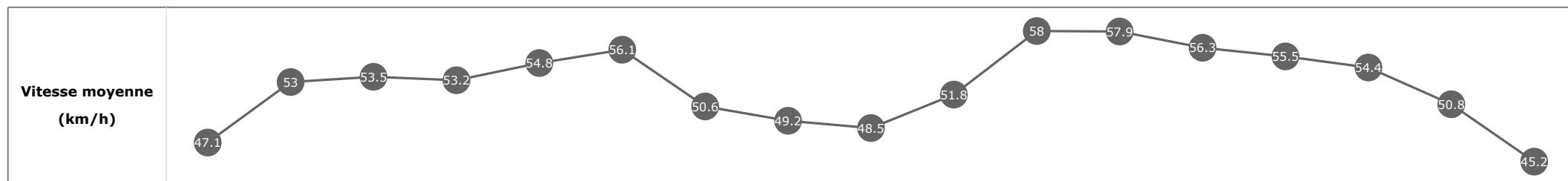


Statistiques Tracking
DEAUVILLE
C7 - 65EME PRIX GEORGES COURTOIS - 3400m
samedi 1 août 2020 - 17:37

Cheval **COULMER**
 Jockey **L. BRECHET**
 Rang d'arrivée **11**
 Temps de parcours **03:52.96**
 Tronçon le plus rapide **00:12.41** (tronçon 1400m - 1200m)
 Vitesse maximale **62.28** (tronçon 1200m - 1000m)
 Vitesse moyenne **52.4**

Données de tracking

Tronçons de 200m	DEP 3200m	3200m 3000m	3000m 2800m	2800m 2600m	2600m 2400m	2400m 2200m	2200m 2000m	2000m 1800m	1800m 1600m	1600m 1400m	1400m 1200m	1200m 1000m	1000m 800m	800m 600m	600m 400m	400m 200m	200m ARR
Temps de parcours	00:14.30	00:27.86	00:41.42	00:55.17	01:08.37	01:21.18	01:35.35	01:50.05	02:05.06	02:18.92	02:31.33	02:43.75	02:56.55	03:09.54	03:22.81	03:37.00	03:52.96
Temps du tronçon	00:14.13	00:13.56	00:13.56	00:13.74	00:13.20	00:12.80	00:14.17	00:14.70	00:15.00	00:13.85	00:12.41	00:12.41	00:12.80	00:12.98	00:13.27	00:14.18	00:15.96
Vitesse moyenne	47.1	53	53.5	53.2	54.8	56.1	50.6	49.2	48.5	51.8	58	57.9	56.3	55.5	54.4	50.8	45.2


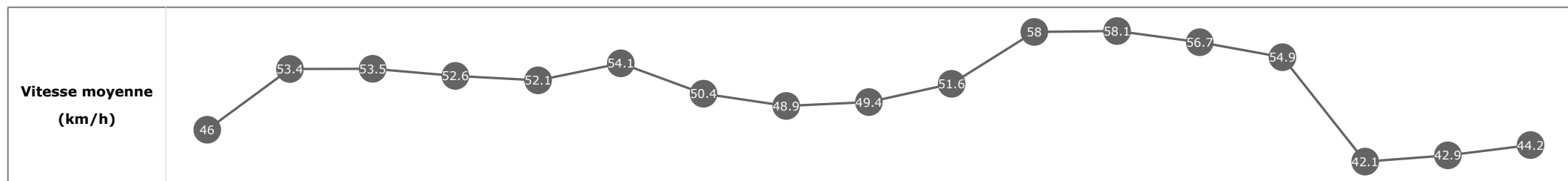


Statistiques Tracking
DEAUVILLE
C7 - 65EME PRIX GEORGES COURTOIS - 3400m
samedi 1 août 2020 - 17:37

Cheval **MISS CHARLOTTE**
 Jockey **C. VERMEIRE**
 Rang d'arrivée **12**
 Temps de parcours **04:00.82**
 Tronçon le plus rapide **00:12.39** (tronçon 1200m - 1000m)
 Vitesse maximale **64.69** (tronçon 200m - ARR)
 Vitesse moyenne **50.6**

Données de tracking

Tronçons de 200m	DEP 3200m	3200m 3000m	3000m 2800m	2800m 2600m	2600m 2400m	2400m 2200m	2200m 2000m	2000m 1800m	1800m 1600m	1600m 1400m	1400m 1200m	1200m 1000m	1000m 800m	800m 600m	600m 400m	400m 200m	200m ARR
Temps de parcours	00:14.56	00:28.09	00:41.58	00:55.27	01:09.02	01:22.38	01:36.69	01:51.34	02:05.98	02:19.97	02:32.38	02:44.77	02:57.42	03:10.55	03:27.66	03:44.51	04:00.82
Temps du tronçon	00:14.39	00:13.53	00:13.49	00:13.68	00:13.75	00:13.35	00:14.31	00:14.65	00:14.63	00:13.98	00:12.41	00:12.39	00:12.64	00:13.12	00:17.11	00:16.84	00:16.31
Vitesse moyenne	46	53.4	53.5	52.6	52.1	54.1	50.4	48.9	49.4	51.6	58	58.1	56.7	54.9	42.1	42.9	44.2



Statistiques Tracking
DEAUVILLE
C7 - 65EME PRIX GEORGES COURTOIS - 3400m
samedi 1 août 2020 - 17:37

Cheval **ZOGH GRAVELLE**
 Jockey NON PARTANT
 Rang d'arrivée **0**
 Temps de parcours **00:00.00**
 Tronçon le plus rapide
 Vitesse maximale
 Vitesse moyenne

Données de tracking

Tronçons de 200m	0m	0m	0m	0m	0m	0m	0m	0m	0m	0m	0m	0m	0m	0m	0m	0m	0m
	ARR	ARR	ARR	ARR	ARR	ARR	ARR	ARR	ARR	ARR	ARR	ARR	ARR	ARR	ARR	ARR	ARR
Temps de parcours																	
Temps du tronçon																	
Vitesse moyenne																	

Vitesse moyenne (km/h)	
----------------------------------	--

Position en course	
------------------------------	--