

Statistiques Tracking
DEAUVILLE
C7 - PRIX LA COURSE RMC FOOTBALL SHOW - 2500m
jeudi 6 août 2020 - 19:57

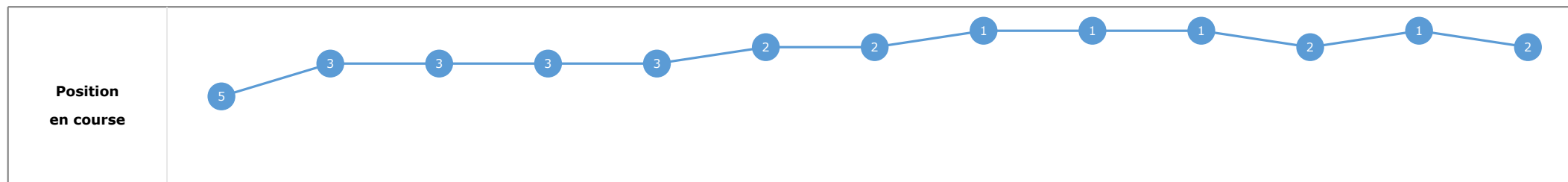
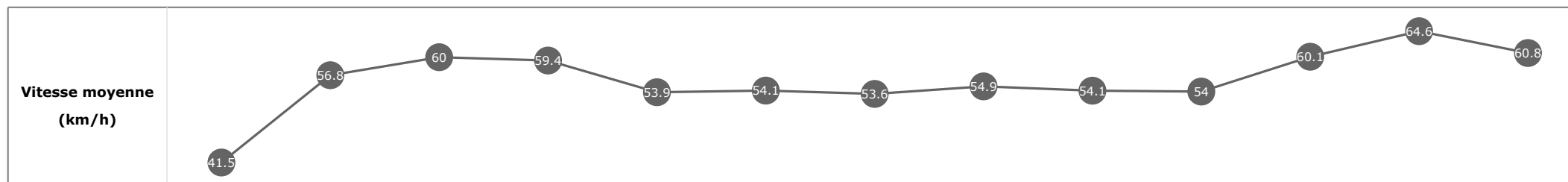
Partant (corde)	Cheval	Arrivée officielle	Tronçons de 200m		DEP - 1000m	1000m - 800m	800m - 600m	600m - 400m	400m - 200m	200m - ARR	Temps officiel	Derniers 600m	Parcouru vs. 1er
			Vitesse Max	200m les plus rapides	Temps passage en tête	Durée du tronçon	01:40.46	01:53.76	02:07.04	02:19.03			
					T1	T2	T3	T4	T5	T6			
1 (9)	GLORY MAKER M. GUYON	1	66.35 T5	00:11.22 T5	01:40.46 1 01:40.46	01:53.76 1 00:13.30	02:07.04 1 00:13.27	02:19.04 2 00:12.00	02:30.27 1 00:11.22	02:42.04 00:11.77	2'42"07	00:35.00	
4 (7)	LADY MINX J. MOBIAN	2	66.78 T5	00:11.09 T5	01:41.00 8 01:41.00	01:54.23 6 00:13.23	02:07.45 6 00:13.21	02:19.30 3 00:11.85	02:30.40 3 00:11.09	02:41.93 00:11.53	2'42"07	00:34.48	4.97
5 (6)	LADY MAG G. BENOIST	3	67.72 T5	00:10.96 T5	01:40.90 6 01:40.90	01:54.30 7 00:13.39	02:07.59 7 00:13.29	02:19.56 5 00:11.96	02:30.52 4 00:10.96	02:42.13 00:11.61	2'42"30	00:34.54	1.11
6 (3)	TANCARVILLE PC. BOUDOT	4	66.28 T5	00:11.27 T5	01:40.73 5 01:40.73	01:53.95 3 00:13.22	02:07.18 2 00:13.23	02:19.03 1 00:11.85	02:30.31 2 00:11.27	02:42.53 00:12.22	2'42"66	00:35.35	-0.31
9 (1)	SLIDE H. JOURNIAC	5	63.36 T5	00:11.86 T5	01:40.98 7 01:40.98	01:54.40 8 00:13.42	02:07.68 8 00:13.28	02:19.92 8 00:12.23	02:31.78 8 00:11.86	02:43.95 00:12.16	2'43"96	00:36.26	-5.30
8 (8)	SARACEN STAR A. POUCHIN	6	63.04 T5	00:11.79 T5	01:40.70 4 01:40.70	01:54.15 5 00:13.45	02:07.40 5 00:13.24	02:19.57 7 00:12.16	02:31.36 5 00:11.79	02:43.94 00:12.57	2'44"04	00:36.53	-3.68
7 (5)	BEAUTIFY P. CHEYER	7	64.01 T1	00:11.83 T5	01:40.66 3 01:40.66	01:54.06 4 00:13.40	02:07.33 4 00:13.27	02:19.56 6 00:12.22	02:31.40 6 00:11.83	02:44.08 00:12.68	2'44"23	00:36.74	2.77
2 (2)	ALYSHKA V. CHEMINAUD	8	62.53 T5	00:11.97 T1	01:40.47 2 01:40.47	01:53.89 2 00:13.41	02:07.19 3 00:13.30	02:19.50 4 00:12.30	02:31.63 7 00:12.13	02:45.65 00:14.01	2'45"74	00:38.45	-5.97
3 (4)	SARTILLY NON PARTANT												

Statistiques Tracking DEAUVILLE C7 - PRIX LA COURSE RMC FOOTBALL SHOW - 2500m jeudi 6 août 2020 - 19:57

Cheval **GLORY MAKER**
 Jockey **M. GUYON**
 Rang d'arrivée **1**
 Temps de parcours **02:42.04**
 Tronçon le plus rapide **00:11.22** (tronçon 400m - 200m)
 Vitesse maximale **66.35** (tronçon 400m - 200m)
 Vitesse moyenne **56**

Données de tracking

Tronçons de 200m	DEP 2400m	2400m 2200m	2200m 2000m	2000m 1800m	1800m 1600m	1600m 1400m	1400m 1200m	1200m 1000m	1000m 800m	800m 600m	600m 400m	400m 200m	200m ARR
Temps de parcours	00:10.11	00:22.75	00:34.88	00:47.16	01:00.57	01:13.88	01:27.30	01:40.46	01:53.76	02:07.04	02:19.04	02:30.27	02:42.04
Temps du tronçon	00:10.17	00:12.63	00:12.12	00:12.28	00:13.41	00:13.30	00:13.42	00:13.16	00:13.30	00:13.27	00:12.00	00:11.22	00:11.77
Vitesse moyenne	41.5	56.8	60	59.4	53.9	54.1	53.6	54.9	54.1	54	60.1	64.6	60.8

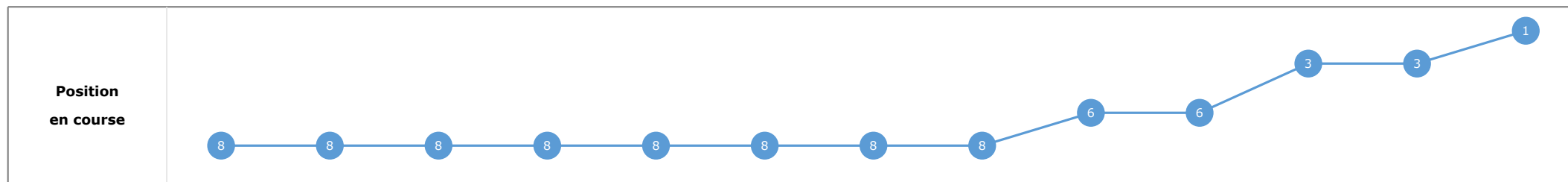
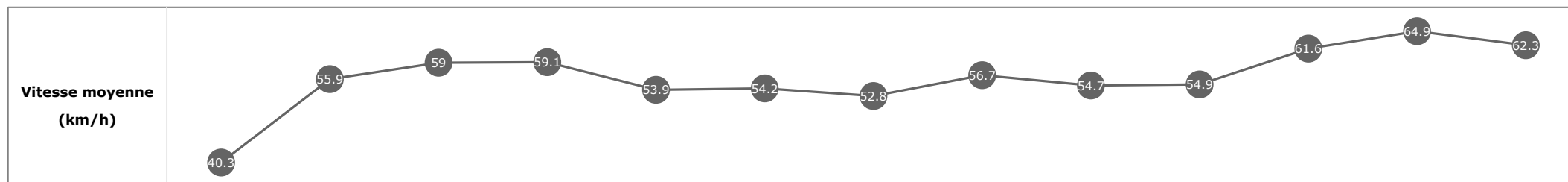


Statistiques Tracking
DEAUVILLE
C7 - PRIX LA COURSE RMC FOOTBALL SHOW - 2500m
jeudi 6 août 2020 - 19:57

Cheval **LADY MINX**
 Jockey **J. MOBIAN**
 Rang d'arrivée **2**
 Temps de parcours **02:41.93**
 Tronçon le plus rapide **00:11.09** (tronçon 400m - 200m)
 Vitesse maximale **66.78** (tronçon 400m - 200m)
 Vitesse moyenne **56.2**

Données de tracking

Tronçons de 200m	DEP 2400m	2400m 2200m	2200m 2000m	2000m 1800m	1800m 1600m	1600m 1400m	1400m 1200m	1200m 1000m	1000m 800m	800m 600m	600m 400m	400m 200m	200m ARR
Temps de parcours	00:10.42	00:23.31	00:35.53	00:47.80	01:01.27	01:14.60	01:28.22	01:41.00	01:54.23	02:07.45	02:19.30	02:30.40	02:41.93
Temps du tronçon	00:10.47	00:12.89	00:12.21	00:12.27	00:13.47	00:13.32	00:13.62	00:12.77	00:13.23	00:13.21	00:11.85	00:11.09	00:11.53
Vitesse moyenne	40.3	55.9	59	59.1	53.9	54.2	52.8	56.7	54.7	54.9	61.6	64.9	62.3

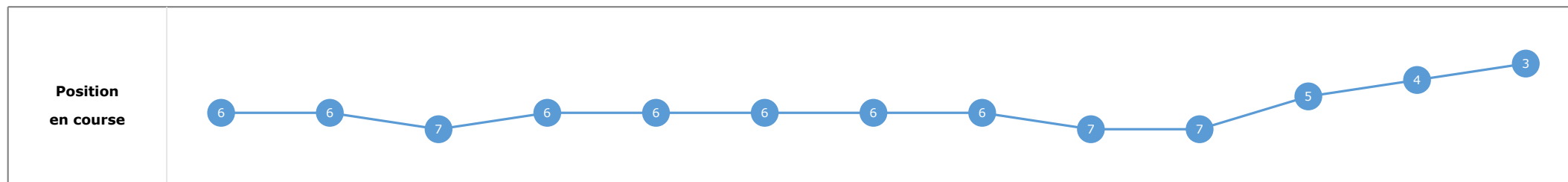
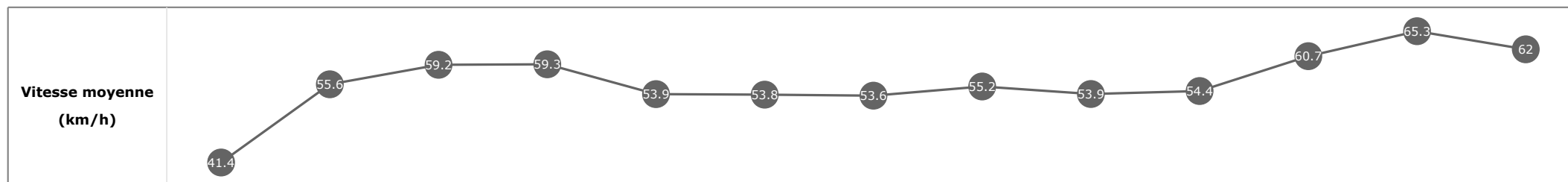


Statistiques Tracking
DEAUVILLE
C7 - PRIX LA COURSE RMC FOOTBALL SHOW - 2500m
jeudi 6 août 2020 - 19:57

Cheval **LADY MAG**
 Jockey **G. BENOIST**
 Rang d'arrivée **3**
 Temps de parcours **02:42.13**
 Tronçon le plus rapide **00:10.96** (tronçon 400m - 200m)
 Vitesse maximale **67.72** (tronçon 400m - 200m)
 Vitesse moyenne **56**

Données de tracking

Tronçons de 200m	DEP 2400m	2400m 2200m	2200m 2000m	2000m 1800m	1800m 1600m	1600m 1400m	1400m 1200m	1200m 1000m	1000m 800m	800m 600m	600m 400m	400m 200m	200m ARR
Temps de parcours	00:10.18	00:23.05	00:35.25	00:47.57	01:00.99	01:14.40	01:27.83	01:40.90	01:54.30	02:07.59	02:19.56	02:30.52	02:42.13
Temps du tronçon	00:10.23	00:12.87	00:12.19	00:12.32	00:13.41	00:13.41	00:13.42	00:13.07	00:13.39	00:13.29	00:11.96	00:10.96	00:11.61
Vitesse moyenne	41.4	55.6	59.2	59.3	53.9	53.8	53.6	55.2	53.9	54.4	60.7	65.3	62

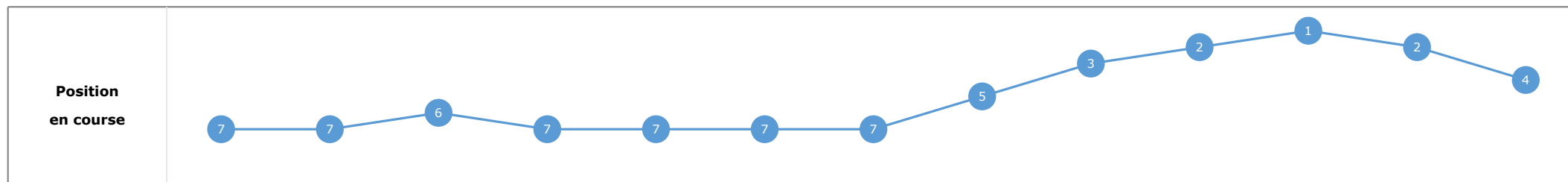
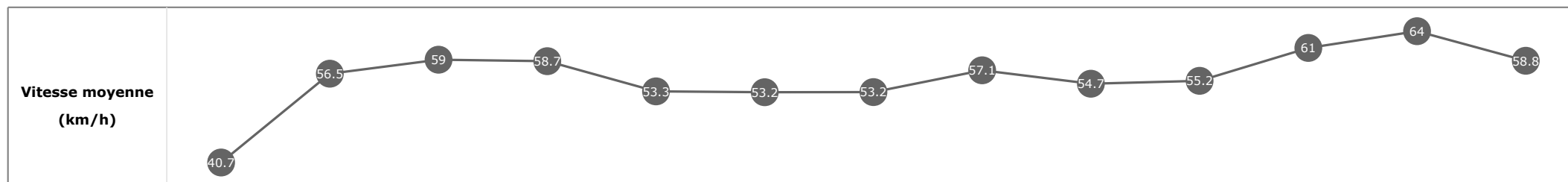


Statistiques Tracking
DEAUVILLE
C7 - PRIX LA COURSE RMC FOOTBALL SHOW - 2500m
jeudi 6 août 2020 - 19:57

Cheval **TANCARVILLE**
 Jockey **PC. BOUDOT**
 Rang d'arrivée **4**
 Temps de parcours **02:42.53**
 Tronçon le plus rapide **00:11.27** (tronçon 400m - 200m)
 Vitesse maximale **66.28** (tronçon 400m - 200m)
 Vitesse moyenne **55.9**

Données de tracking

Tronçons de 200m	DEP 2400m	2400m 2200m	2200m 2000m	2000m 1800m	1800m 1600m	1600m 1400m	1400m 1200m	1200m 1000m	1000m 800m	800m 600m	600m 400m	400m 200m	200m ARR
Temps de parcours	00:10.37	00:23.10	00:35.25	00:47.58	01:01.02	01:14.58	01:28.10	01:40.73	01:53.95	02:07.18	02:19.03	02:30.31	02:42.53
Temps du tronçon	00:10.42	00:12.72	00:12.15	00:12.33	00:13.43	00:13.56	00:13.52	00:12.62	00:13.22	00:13.23	00:11.85	00:11.27	00:12.22
Vitesse moyenne	40.7	56.5	59	58.7	53.3	53.2	53.2	57.1	54.7	55.2	61	64	58.8

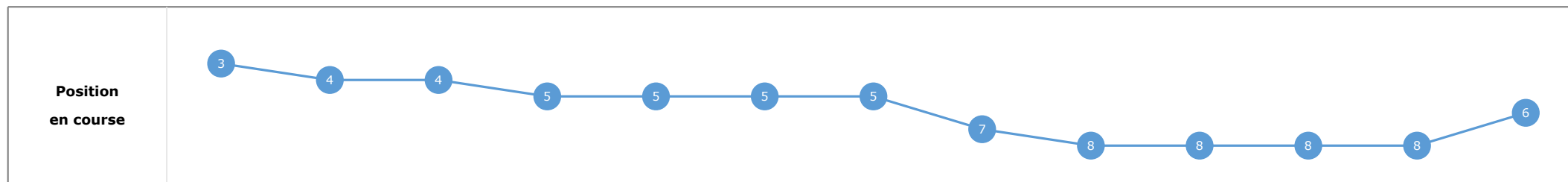
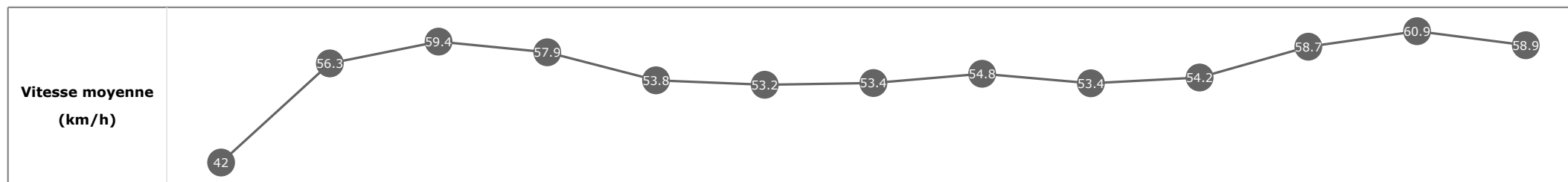


Statistiques Tracking
DEAUVILLE
C7 - PRIX LA COURSE RMC FOOTBALL SHOW - 2500m
jeudi 6 août 2020 - 19:57

Cheval **SLIDE**
 Jockey H. JOURNIAC
 Rang d'arrivée **5**
 Temps de parcours **02:43.95**
 Tronçon le plus rapide **00:11.86** (tronçon 400m - 200m)
 Vitesse maximale **63.36** (tronçon 400m - 200m)
 Vitesse moyenne **55.3**

Données de tracking

Tronçons de 200m	DEP 2400m	2400m 2200m	2200m 2000m	2000m 1800m	1800m 1600m	1600m 1400m	1400m 1200m	1200m 1000m	1000m 800m	800m 600m	600m 400m	400m 200m	200m ARR
Temps de parcours	00:09.94	00:22.79	00:34.90	00:47.33	01:00.79	01:14.31	01:27.80	01:40.98	01:54.40	02:07.68	02:19.92	02:31.78	02:43.95
Temps du tronçon	00:09.99	00:12.85	00:12.11	00:12.42	00:13.45	00:13.52	00:13.49	00:13.17	00:13.42	00:13.28	00:12.23	00:11.86	00:12.16
Vitesse moyenne	42	56.3	59.4	57.9	53.8	53.2	53.4	54.8	53.4	54.2	58.7	60.9	58.9

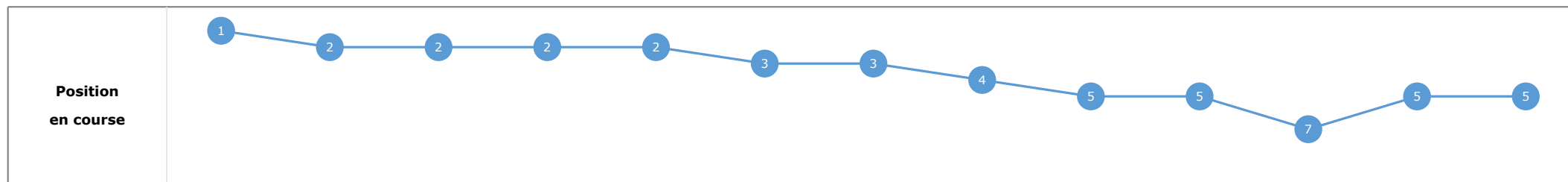
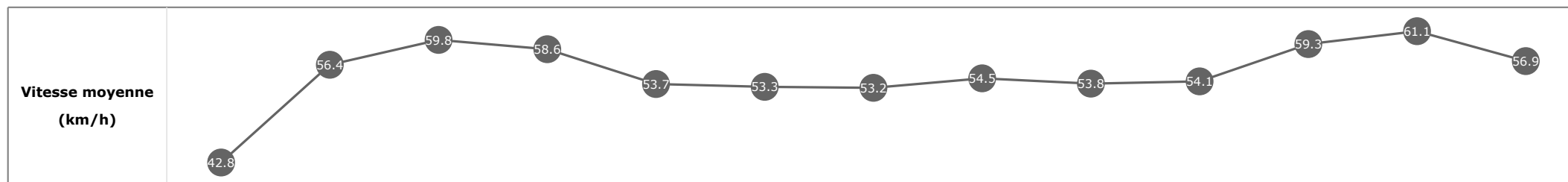


Statistiques Tracking
DEAUVILLE
C7 - PRIX LA COURSE RMC FOOTBALL SHOW - 2500m
jeudi 6 août 2020 - 19:57

Cheval **SARACEN STAR**
 Jockey **A. POUCHIN**
 Rang d'arrivée **6**
 Temps de parcours **02:43.94**
 Tronçon le plus rapide **00:11.79** (tronçon 400m - 200m)
 Vitesse maximale **63.04** (tronçon 400m - 200m)
 Vitesse moyenne **55.3**

Données de tracking

Tronçons de 200m	DEP 2400m	2400m 2200m	2200m 2000m	2000m 1800m	1800m 1600m	1600m 1400m	1400m 1200m	1200m 1000m	1000m 800m	800m 600m	600m 400m	400m 200m	200m ARR
Temps de parcours	00:09.81	00:22.55	00:34.68	00:47.07	01:00.42	01:13.98	01:27.50	01:40.70	01:54.15	02:07.40	02:19.57	02:31.36	02:43.94
Temps du tronçon	00:09.86	00:12.73	00:12.13	00:12.39	00:13.35	00:13.55	00:13.52	00:13.20	00:13.45	00:13.24	00:12.16	00:11.79	00:12.57
Vitesse moyenne	42.8	56.4	59.8	58.6	53.7	53.3	53.2	54.5	53.8	54.1	59.3	61.1	56.9

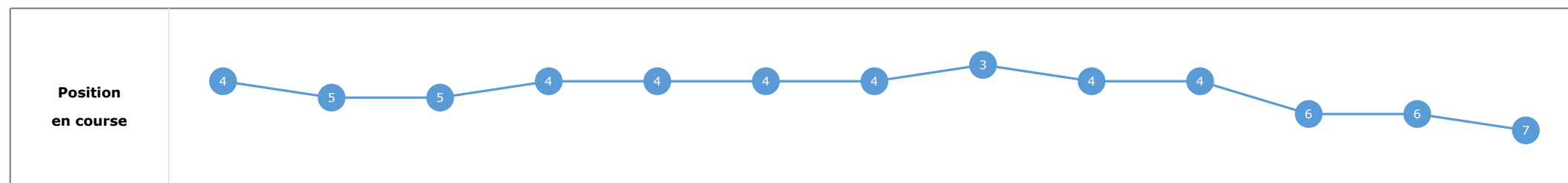
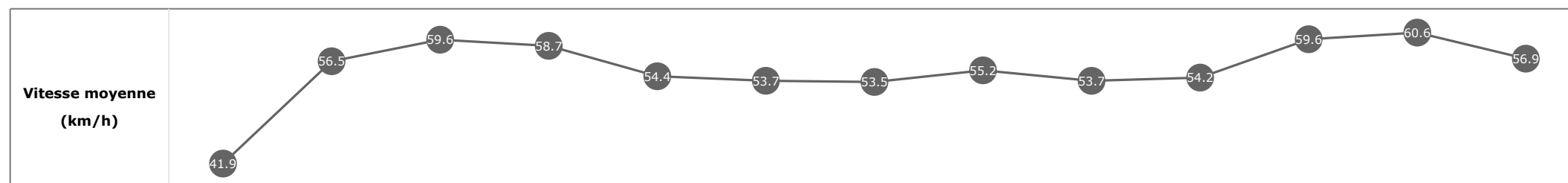


Statistiques Tracking
DEAUVILLE
C7 - PRIX LA COURSE RMC FOOTBALL SHOW - 2500m
jeudi 6 août 2020 - 19:57

Cheval **BEAUTIFY**
 Jockey **P. CHEYER**
 Rang d'arrivée **7**
 Temps de parcours **02:44.08**
 Tronçon le plus rapide **00:11.83** (tronçon 400m - 200m)
 Vitesse maximale **64.01** (tronçon 2000m - 1800m)
 Vitesse moyenne **55.4**

Données de tracking

Tronçons de 200m	DEP 2400m	2400m 2200m	2200m 2000m	2000m 1800m	1800m 1600m	1600m 1400m	1400m 1200m	1200m 1000m	1000m 800m	800m 600m	600m 400m	400m 200m	200m ARR
Temps de parcours	00:10.08	00:22.80	00:34.91	00:47.29	01:00.67	01:14.10	01:27.53	01:40.66	01:54.06	02:07.33	02:19.56	02:31.40	02:44.08
Temps du tronçon	00:10.13	00:12.72	00:12.10	00:12.38	00:13.38	00:13.43	00:13.42	00:13.12	00:13.40	00:13.27	00:12.22	00:11.83	00:12.68
Vitesse moyenne	41.9	56.5	59.6	58.7	54.4	53.7	53.5	55.2	53.7	54.2	59.6	60.6	56.9

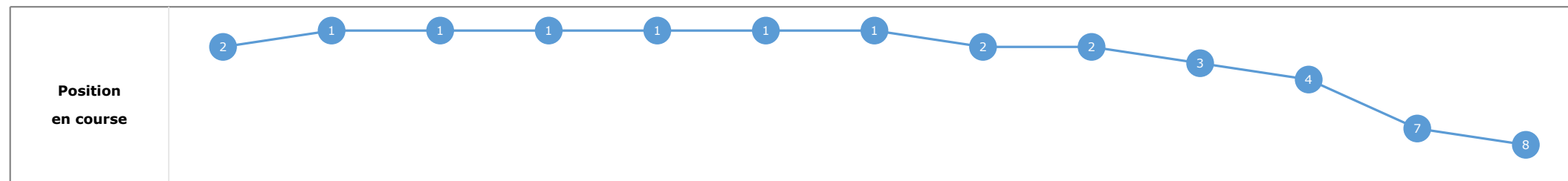
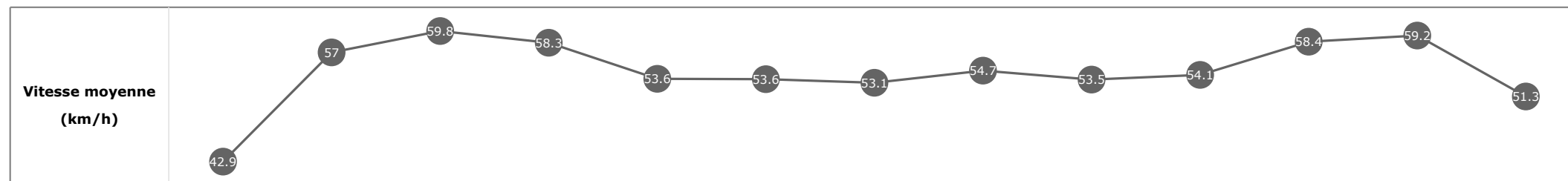


Statistiques Tracking
DEAUVILLE
C7 - PRIX LA COURSE RMC FOOTBALL SHOW - 2500m
jeudi 6 août 2020 - 19:57

Cheval **ALYSHKA**
 Jockey V. CHEMINAUD
 Rang d'arrivée **8**
 Temps de parcours **02:45.65**
 Tronçon le plus rapide **00:11.97** (tronçon 2200m - 2000m)
 Vitesse maximale **62.53** (tronçon 400m - 200m)
 Vitesse moyenne **54.7**

Données de tracking

Tronçons de 200m	DEP 2400m	2400m 2200m	2200m 2000m	2000m 1800m	1800m 1600m	1600m 1400m	1400m 1200m	1200m 1000m	1000m 800m	800m 600m	600m 400m	400m 200m	200m ARR
Temps de parcours	00:09.86	00:22.48	00:34.45	00:46.83	01:00.24	01:13.71	01:27.24	01:40.47	01:53.89	02:07.19	02:19.50	02:31.63	02:45.65
Temps du tronçon	00:09.91	00:12.61	00:11.97	00:12.37	00:13.41	00:13.47	00:13.53	00:13.23	00:13.41	00:13.30	00:12.30	00:12.13	00:14.01
Vitesse moyenne	42.9	57	59.8	58.3	53.6	53.6	53.1	54.7	53.5	54.1	58.4	59.2	51.3



Statistiques Tracking
DEAUVILLE
C7 - PRIX LA COURSE RMC FOOTBALL SHOW - 2500m
jeudi 6 août 2020 - 19:57

Cheval **SARTILLY**
 Jockey NON PARTANT
 Rang d'arrivée **0**
 Temps de parcours **00:00.00**
 Tronçon le plus rapide
 Vitesse maximale
 Vitesse moyenne

Données de tracking

Tronçons de 200m	0m	0m	0m	0m	0m	0m	0m	0m	0m	0m	0m	0m	0m
	ARR	ARR	ARR	ARR	ARR	ARR	ARR	ARR	ARR	ARR	ARR	ARR	ARR
Temps de parcours													
Temps du tronçon													
Vitesse moyenne													

Vitesse moyenne (km/h)	
-----------------------------------	--

Position en course	
-------------------------------	--