

**Statistiques Tracking**  
**DEAUVILLE**  
**C9 - PRIX LA GRANDE COURSE RMC - 1300m**  
**jeudi 6 août 2020 - 21:07**


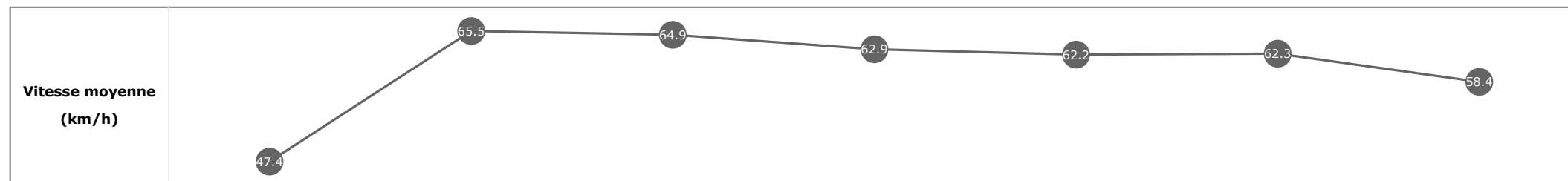
Partant (corde)	Cheval	Arrivée officielle	Tronçons de 200m		DEP - 1000m	1000m - 800m	800m - 600m	600m - 400m	400m - 200m	200m - ARR	Temps officiel	Derniers 600m	Parcours vs. 1er
			Temps passage en tête	Durée du tronçon	00:18.59	00:29.66	00:41.07	00:52.72	01:04.37	01:16.67			
			Vitesse Max	200m les plus rapides	T1	T2	T3	T4	T5	T6			
5 (5)	<b>BONUSDARGENT</b> T. PICCONE	1	67.14 T1	00:11.00 T1	<b>00:18.73</b> 3 00:18.73	<b>00:29.82</b> 3 00:11.09	<b>00:41.22</b> 3 00:11.40	<b>00:52.79</b> 2 00:11.57	<b>01:04.37</b> 1 00:11.58	<b>01:16.69</b> 00:12.31	1'16"84	00:35.46	
2 (16)	<b>VENT CHARLIE</b> A. LEMAITRE	2	67.97 T5	00:11.10 T2	<b>00:19.69</b> 16 00:19.69	<b>00:30.79</b> 16 00:11.10	<b>00:42.11</b> 13 00:11.32	<b>00:53.51</b> 10 00:11.40	<b>01:04.74</b> 4 00:11.22	<b>01:16.67</b> 00:11.92	1'16"91	00:34.55	1.32
4 (3)	<b>TOUR</b> A. BADEL	3	70.13 T1	00:10.84 T1	<b>00:18.59</b> 1 00:18.59	<b>00:29.80</b> 2 00:11.20	<b>00:41.18</b> 2 00:11.38	<b>00:52.72</b> 1 00:11.54	<b>01:04.38</b> 2 00:11.65	<b>01:16.95</b> 00:12.57	1'17"07	00:35.76	0.56
6 (8)	<b>STAR OF PARIS</b> S. PASQUIER	4	67.97 T2	00:10.88 T1	<b>00:18.87</b> 4 00:18.87	<b>00:29.94</b> 4 00:11.07	<b>00:41.37</b> 4 00:11.43	<b>00:53.01</b> 3 00:11.63	<b>01:04.71</b> 3 00:11.70	<b>01:17.08</b> 00:12.36	1'17"25	00:35.70	-0.24
10 (6)	<b>DANTZIG CHOP</b> T. BACHELOT	5	67.43 T2	00:11.03 T1	<b>00:18.99</b> 6 00:18.99	<b>00:30.22</b> 7 00:11.22	<b>00:41.66</b> 7 00:11.44	<b>00:53.24</b> 5 00:11.58	<b>01:04.95</b> 6 00:11.71	<b>01:17.23</b> 00:12.27	1'17"28	00:35.56	0.52
12 (10)	<b>ROBERT</b> M. MICHEL	6	67.07 T2	00:11.19 T1	<b>00:19.05</b> 7 00:19.05	<b>00:30.36</b> 9 00:11.31	<b>00:41.96</b> 10 00:11.60	<b>00:53.63</b> 12 00:11.66	<b>01:05.05</b> 8 00:11.42	<b>01:17.41</b> 00:12.35	1'17"55	00:35.44	5.66
1 (4)	<b>DANCING MASTER</b> A. POUCHIN	7	70.09 T2	00:10.95 T1	<b>00:19.13</b> 9 00:19.13	<b>00:30.08</b> 6 00:10.95	<b>00:41.52</b> 6 00:11.43	<b>00:53.37</b> 7 00:11.85	<b>01:04.97</b> 7 00:11.60	<b>01:17.57</b> 00:12.59	1'17"69	00:36.05	-0.75
16 (7)	<b>NIFTY KIER</b> S. BREUX	8	66.67 T1	00:11.17 T2	<b>00:19.26</b> 11 00:19.26	<b>00:30.43</b> 10 00:11.17	<b>00:41.98</b> 11 00:11.54	<b>00:53.61</b> 11 00:11.63	<b>01:05.19</b> 11 00:11.58	<b>01:17.57</b> 00:12.37	1'17"72	00:35.59	-0.35
13 (13)	<b>KILLING JOKE</b> E. HARDOUIN	9	66.20 T1	00:11.14 T1	<b>00:19.44</b> 13 00:19.44	<b>00:30.75</b> 14 00:11.31	<b>00:42.29</b> 15 00:11.54	<b>00:53.66</b> 13 00:11.36	<b>01:05.09</b> 10 00:11.43	<b>01:17.66</b> 00:12.56	1'17"78	00:35.36	2.04
3 (15)	<b>AS POSSIBLE</b> C. PACAUT	10	68.18 T1	00:11.02 T1	<b>00:18.89</b> 5 00:18.89	<b>00:30.01</b> 5 00:11.12	<b>00:41.46</b> 5 00:11.44	<b>00:53.10</b> 4 00:11.64	<b>01:04.94</b> 5 00:11.83	<b>01:17.90</b> 00:12.96	1'17"98	00:36.44	5.71
11 (2)	<b>COUP FATALE</b> M. GUYON	11	67.21 T2	00:11.11 T2	<b>00:19.46</b> 14 00:19.46	<b>00:30.57</b> 12 00:11.11	<b>00:41.87</b> 9 00:11.29	<b>00:53.39</b> 8 00:11.51	<b>01:05.07</b> 9 00:11.68	<b>01:18.03</b> 00:12.95	1'18"02	00:36.15	0.02
9 (11)	<b>BEST LOVE ROYAL</b> T. TRULLIER	12	65.27 T1	00:11.27 T1	<b>00:19.27</b> 12 00:19.27	<b>00:30.59</b> 13 00:11.31	<b>00:42.19</b> 14 00:11.60	<b>00:53.83</b> 14 00:11.64	<b>01:05.35</b> 12 00:11.51	<b>01:18.50</b> 00:13.15	1'18"60	00:36.30	6.55
15 (14)	<b>OROMO</b> L. BOISSEAU	13	66.53 T1	00:11.25 T2	<b>00:19.51</b> 15 00:19.51	<b>00:30.76</b> 15 00:11.25	<b>00:42.35</b> 16 00:11.58	<b>00:54.05</b> 16 00:11.70	<b>01:05.58</b> 14 00:11.53	<b>01:18.52</b> 00:12.93	1'18"70	00:36.16	8.07
7 (9)	<b>ORPALINE FORLONGE</b> H. BESNIER	14	67.46 T1	00:11.04 T1	<b>00:19.06</b> 8 00:19.06	<b>00:30.22</b> 8 00:11.16	<b>00:41.76</b> 8 00:11.54	<b>00:53.47</b> 9 00:11.70	<b>01:05.43</b> 13 00:11.96	<b>01:19.18</b> 00:13.75	1'19"21	00:37.42	0.82
14 (12)	<b>BELOBOG</b> O. D' ANDIGNE	15	67.50 T1	00:11.18 T1	<b>00:19.14</b> 10 00:19.14	<b>00:30.45</b> 11 00:11.31	<b>00:42.10</b> 12 00:11.65	<b>00:53.86</b> 15 00:11.75	<b>01:05.80</b> 15 00:11.94	<b>01:19.31</b> 00:13.51	1'19"49	00:37.20	9.45
8 (1)	<b>HEAVE HO</b> C. DEMURO	16	70.34 T2	00:10.93 T2	<b>00:18.73</b> 2 00:18.73	<b>00:29.66</b> 1 00:10.93	<b>00:41.07</b> 1 00:11.41	<b>00:53.27</b> 6 00:12.20	<b>01:06.23</b> 16 00:12.95	<b>01:20.99</b> 00:14.75	1'21"17	00:39.91	-1.52

**Statistiques Tracking**  
**DEAUVILLE**  
**C9 - PRIX LA GRANDE COURSE RMC - 1300m**  
**jeudi 6 août 2020 - 21:07**

Cheval **BONUSDARGENT**  
 Jockey T. PICCONE  
 Rang d'arrivée **1**  
 Temps de parcours **01:16.69**  
 Tronçon le plus rapide **00:11.00** (tronçon 1200m - 1000m)  
 Vitesse maximale **67.14** (tronçon 1200m - 1000m)  
 Vitesse moyenne **61**

**Données de tracking**

Tronçons de 200m	DEP 1200m	1200m 1000m	1000m 800m	800m 600m	600m 400m	400m 200m	200m ARR
<b>Temps de parcours</b>	<b>00:07.72</b>	<b>00:18.73</b>	<b>00:29.82</b>	<b>00:41.22</b>	<b>00:52.79</b>	<b>01:04.37</b>	<b>01:16.69</b>
Temps du tronçon	00:07.52	00:11.00	00:11.09	00:11.40	00:11.57	00:11.58	00:12.31
<b>Vitesse moyenne</b>	47.4	65.5	64.9	62.9	62.2	62.3	58.4

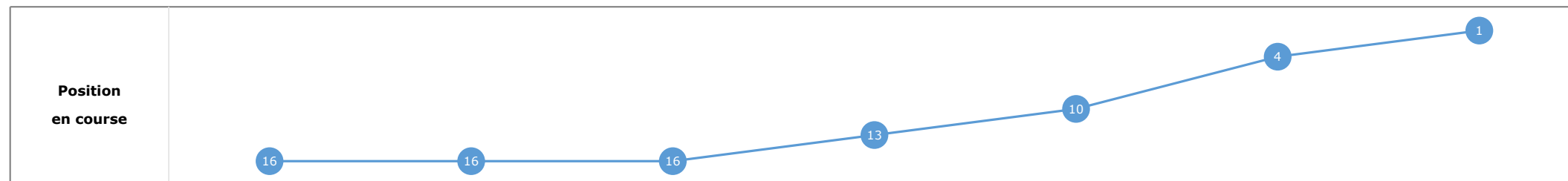
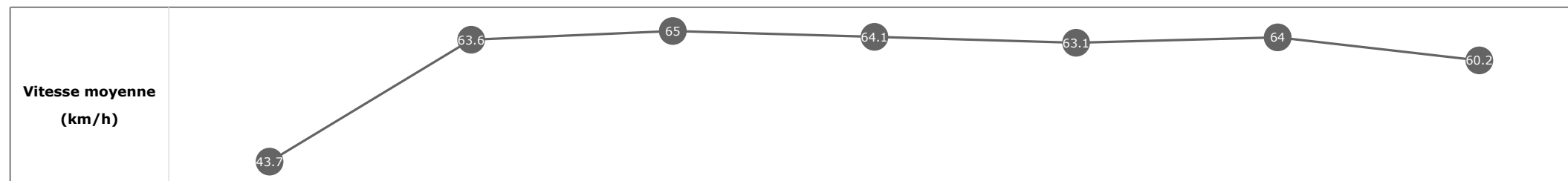


**Statistiques Tracking**  
**DEAUVILLE**  
**C9 - PRIX LA GRANDE COURSE RMC - 1300m**  
**jeudi 6 août 2020 - 21:07**

Cheval **VENT CHARLIE**  
 Jockey **A. LEMAITRE**  
 Rang d'arrivée **2**  
 Temps de parcours **01:16.67**  
 Tronçon le plus rapide **00:11.10** (tronçon 1000m - 800m)  
 Vitesse maximale **67.97** (tronçon 400m - 200m)  
 Vitesse moyenne **61.1**

**Données de tracking**

Tronçons de 200m	DEP 1200m	1200m 1000m	1000m 800m	800m 600m	600m 400m	400m 200m	200m ARR
<b>Temps de parcours</b>	<b>00:08.39</b>	<b>00:19.69</b>	<b>00:30.79</b>	<b>00:42.11</b>	<b>00:53.51</b>	<b>01:04.74</b>	<b>01:16.67</b>
Temps du tronçon	00:08.20	00:11.29	00:11.10	00:11.32	00:11.40	00:11.22	00:11.92
<b>Vitesse moyenne</b>	43.7	63.6	65	64.1	63.1	64	60.2

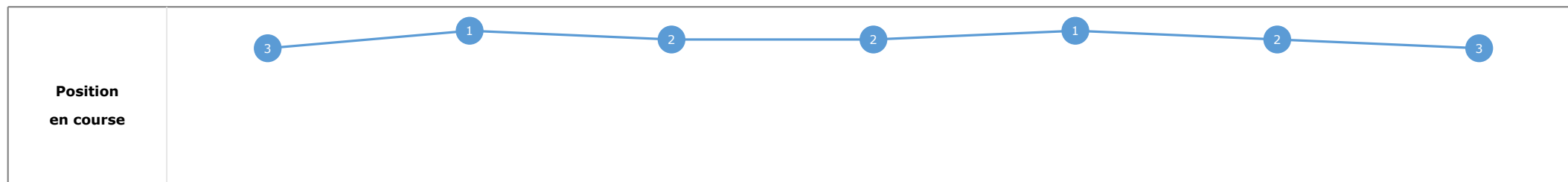
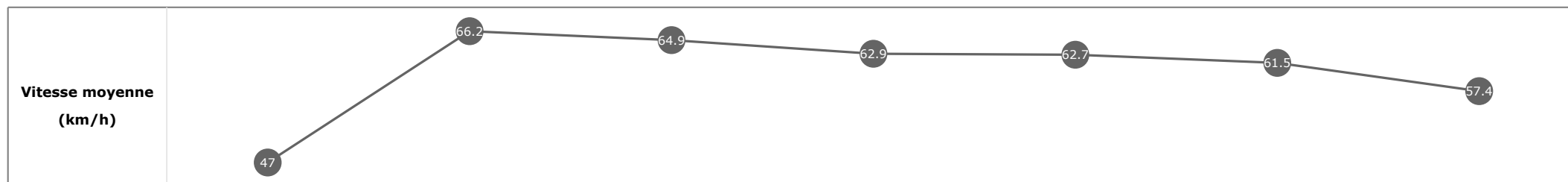


**Statistiques Tracking**  
**DEAUVILLE**  
**C9 - PRIX LA GRANDE COURSE RMC - 1300m**  
**jeudi 6 août 2020 - 21:07**

Cheval **TOUR**  
 Jockey A. BADEL  
 Rang d'arrivée **3**  
 Temps de parcours **01:16.95**  
 Tronçon le plus rapide **00:10.84** (tronçon 1200m - 1000m)  
 Vitesse maximale **70.13** (tronçon 1200m - 1000m)  
 Vitesse moyenne **60.8**

**Données de tracking**

Tronçons de 200m	DEP 1200m	1200m 1000m	1000m 800m	800m 600m	600m 400m	400m 200m	200m ARR
<b>Temps de parcours</b>	<b>00:07.75</b>	<b>00:18.59</b>	<b>00:29.80</b>	<b>00:41.18</b>	<b>00:52.72</b>	<b>01:04.38</b>	<b>01:16.95</b>
Temps du tronçon	00:07.55	00:10.84	00:11.20	00:11.38	00:11.54	00:11.65	00:12.57
<b>Vitesse moyenne</b>	47	66.2	64.9	62.9	62.7	61.5	57.4


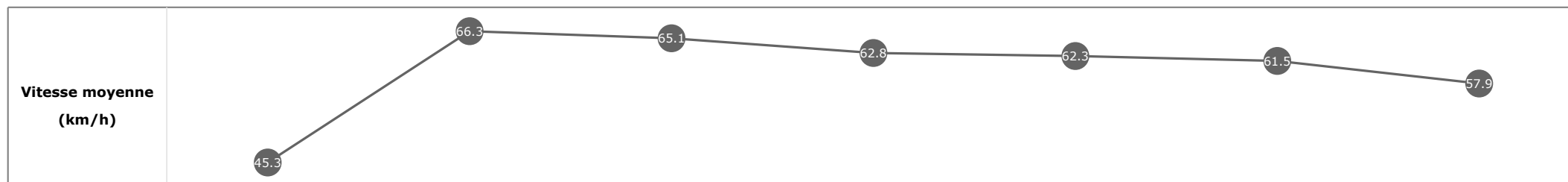


**Statistiques Tracking**  
**DEAUVILLE**  
**C9 - PRIX LA GRANDE COURSE RMC - 1300m**  
**jeudi 6 août 2020 - 21:07**

Cheval **STAR OF PARIS**  
 Jockey **S. PASQUIER**  
 Rang d'arrivée **4**  
 Temps de parcours **01:17.08**  
 Tronçon le plus rapide **00:10.88** (tronçon 1200m - 1000m)  
 Vitesse maximale **67.97** (tronçon 1000m - 800m)  
 Vitesse moyenne **60.7**

**Données de tracking**

Tronçons de 200m	DEP 1200m	1200m 1000m	1000m 800m	800m 600m	600m 400m	400m 200m	200m ARR
<b>Temps de parcours</b>	<b>00:07.98</b>	<b>00:18.87</b>	<b>00:29.94</b>	<b>00:41.37</b>	<b>00:53.01</b>	<b>01:04.71</b>	<b>01:17.08</b>
Temps du tronçon	00:07.78	00:10.88	00:11.07	00:11.43	00:11.63	00:11.70	00:12.36
<b>Vitesse moyenne</b>	45.3	66.3	65.1	62.8	62.3	61.5	57.9

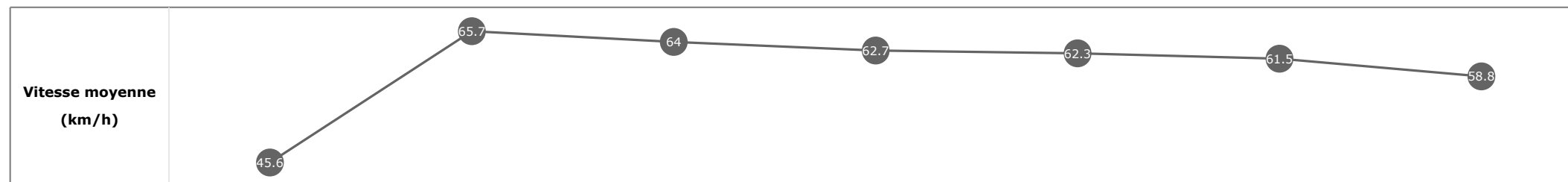


Statistiques Tracking  
DEAUVILLE  
C9 - PRIX LA GRANDE COURSE RMC - 1300m  
jeudi 6 août 2020 - 21:07

Cheval **DANTZIG CHOP**  
 Jockey T. BACHELOT  
 Rang d'arrivée **5**  
 Temps de parcours **01:17.23**  
 Tronçon le plus rapide **00:11.03** (tronçon 1200m - 1000m)  
 Vitesse maximale **67.43** (tronçon 1000m - 800m)  
 Vitesse moyenne **60.6**

Données de tracking

Tronçons de 200m	DEP 1200m	1200m 1000m	1000m 800m	800m 600m	600m 400m	400m 200m	200m ARR
<b>Temps de parcours</b>	<b>00:07.96</b>	<b>00:18.99</b>	<b>00:30.22</b>	<b>00:41.66</b>	<b>00:53.24</b>	<b>01:04.95</b>	<b>01:17.23</b>
Temps du tronçon	00:07.76	00:11.03	00:11.22	00:11.44	00:11.58	00:11.71	00:12.27
<b>Vitesse moyenne</b>	45.6	65.7	64	62.7	62.3	61.5	58.8

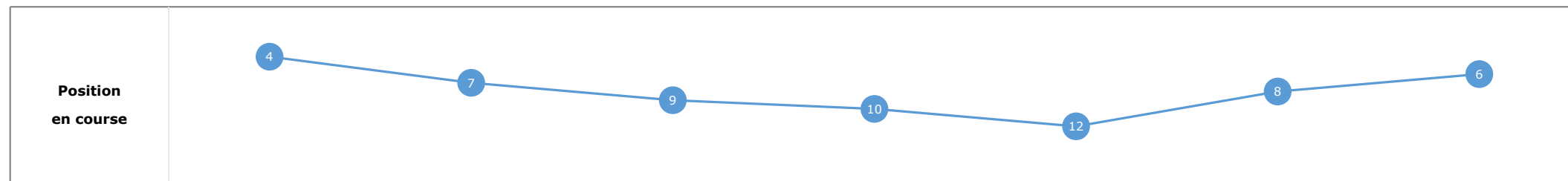
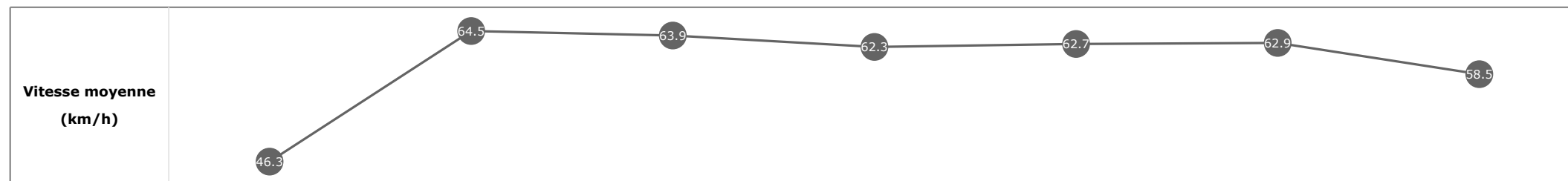


**Statistiques Tracking**  
**DEAUVILLE**  
**C9 - PRIX LA GRANDE COURSE RMC - 1300m**  
**jeudi 6 août 2020 - 21:07**

Cheval **ROBERT**  
 Jockey **M. MICHEL**  
 Rang d'arrivée **6**  
 Temps de parcours **01:17.41**  
 Tronçon le plus rapide **00:11.19** (tronçon 1200m - 1000m)  
 Vitesse maximale **67.07** (tronçon 1000m - 800m)  
 Vitesse moyenne **60.7**

**Données de tracking**

Tronçons de 200m	DEP 1200m	1200m 1000m	1000m 800m	800m 600m	600m 400m	400m 200m	200m ARR
<b>Temps de parcours</b>	<b>00:07.85</b>	<b>00:19.05</b>	<b>00:30.36</b>	<b>00:41.96</b>	<b>00:53.63</b>	<b>01:05.05</b>	<b>01:17.41</b>
Temps du tronçon	00:07.65	00:11.19	00:11.31	00:11.60	00:11.66	00:11.42	00:12.35
<b>Vitesse moyenne</b>	46.3	64.5	63.9	62.3	62.7	62.9	58.5

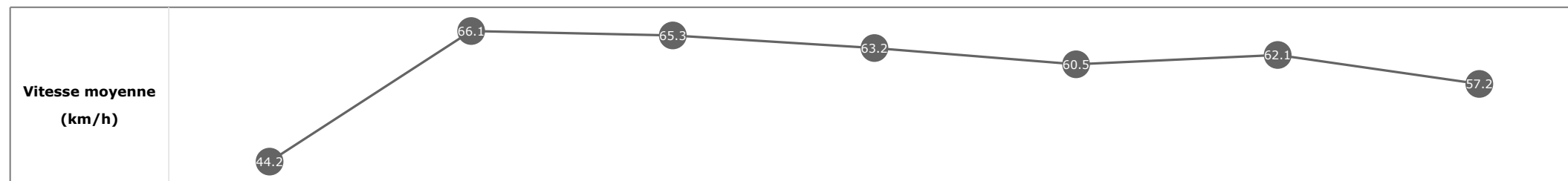


**Statistiques Tracking**  
**DEAUVILLE**  
**C9 - PRIX LA GRANDE COURSE RMC - 1300m**  
**jeudi 6 août 2020 - 21:07**

Cheval **DANCING MASTER**  
 Jockey **A. POUCHIN**  
 Rang d'arrivée **7**  
 Temps de parcours **01:17.57**  
 Tronçon le plus rapide **00:10.95** (tronçon 1200m - 1000m)  
 Vitesse maximale **70.09** (tronçon 1000m - 800m)  
 Vitesse moyenne **60.2**

**Données de tracking**

Tronçons de 200m	DEP 1200m	1200m 1000m	1000m 800m	800m 600m	600m 400m	400m 200m	200m ARR
<b>Temps de parcours</b>	<b>00:08.18</b>	<b>00:19.13</b>	<b>00:30.08</b>	<b>00:41.52</b>	<b>00:53.37</b>	<b>01:04.97</b>	<b>01:17.57</b>
Temps du tronçon	00:07.98	00:10.95	00:10.95	00:11.43	00:11.85	00:11.60	00:12.59
<b>Vitesse moyenne</b>	44.2	66.1	65.3	63.2	60.5	62.1	57.2






**Statistiques Tracking**  
**DEAUVILLE**  
**C9 - PRIX LA GRANDE COURSE RMC - 1300m**  
**jeudi 6 août 2020 - 21:07**

Cheval **NIFTY KIER**  
 Jockey **S. BREUX**  
 Rang d'arrivée **8**  
 Temps de parcours **01:17.57**  
 Tronçon le plus rapide **00:11.17** (tronçon 1000m - 800m)  
 Vitesse maximale **66.67** (tronçon 1200m - 1000m)  
 Vitesse moyenne **60.3**

**Données de tracking**

Tronçons de 200m	DEP 1200m	1200m 1000m	1000m 800m	800m 600m	600m 400m	400m 200m	200m ARR
<b>Temps de parcours</b>	<b>00:08.02</b>	<b>00:19.26</b>	<b>00:30.43</b>	<b>00:41.98</b>	<b>00:53.61</b>	<b>01:05.19</b>	<b>01:17.57</b>
Temps du tronçon	00:07.82	00:11.24	00:11.17	00:11.54	00:11.63	00:11.58	00:12.37
<b>Vitesse moyenne</b>	45.6	63.9	64.5	62	62.5	61.8	58.3

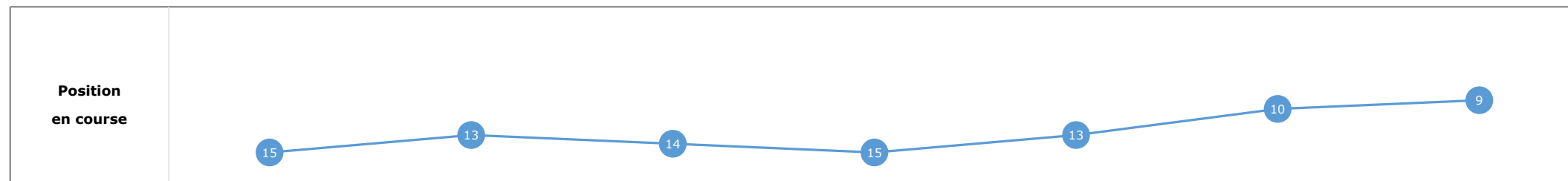
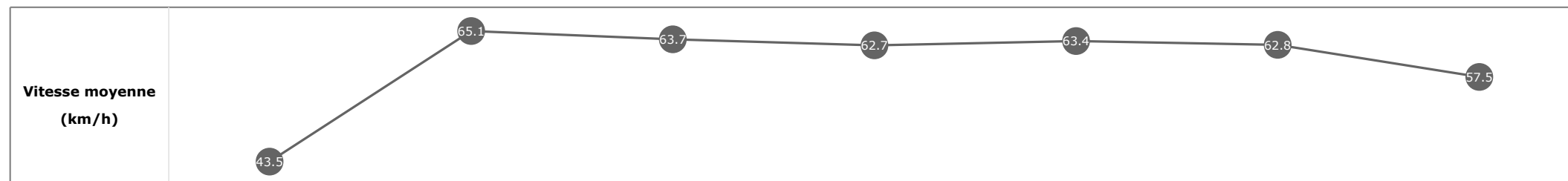


**Statistiques Tracking**  
**DEAUVILLE**  
**C9 - PRIX LA GRANDE COURSE RMC - 1300m**  
**jeudi 6 août 2020 - 21:07**

Cheval **KILLING JOKE**  
 Jockey **E. HARDOUIN**  
 Rang d'arrivée **9**  
 Temps de parcours **01:17.66**  
 Tronçon le plus rapide **00:11.14** (tronçon 1200m - 1000m)  
 Vitesse maximale **66.20** (tronçon 1200m - 1000m)  
 Vitesse moyenne **60.3**

**Données de tracking**

Tronçons de 200m	DEP 1200m	1200m 1000m	1000m 800m	800m 600m	600m 400m	400m 200m	200m ARR
<b>Temps de parcours</b>	<b>00:08.29</b>	<b>00:19.44</b>	<b>00:30.75</b>	<b>00:42.29</b>	<b>00:53.66</b>	<b>01:05.09</b>	<b>01:17.66</b>
Temps du tronçon	00:08.10	00:11.14	00:11.31	00:11.54	00:11.36	00:11.43	00:12.56
<b>Vitesse moyenne</b>	43.5	65.1	63.7	62.7	63.4	62.8	57.5


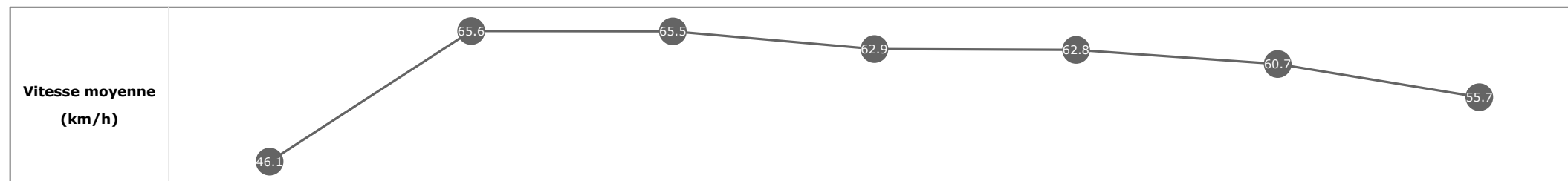


**Statistiques Tracking**  
**DEAUVILLE**  
**C9 - PRIX LA GRANDE COURSE RMC - 1300m**  
**jeudi 6 août 2020 - 21:07**

Cheval **AS POSSIBLE**  
 Jockey **C. PACAUT**  
 Rang d'arrivée **10**  
 Temps de parcours **01:17.90**  
 Tronçon le plus rapide **00:11.02** (tronçon 1200m - 1000m)  
 Vitesse maximale **68.18** (tronçon 1200m - 1000m)  
 Vitesse moyenne **60.3**

**Données de tracking**

Tronçons de 200m	DEP 1200m	1200m 1000m	1000m 800m	800m 600m	600m 400m	400m 200m	200m ARR
<b>Temps de parcours</b>	<b>00:07.86</b>	<b>00:18.89</b>	<b>00:30.01</b>	<b>00:41.46</b>	<b>00:53.10</b>	<b>01:04.94</b>	<b>01:17.90</b>
Temps du tronçon	00:07.67	00:11.02	00:11.12	00:11.44	00:11.64	00:11.83	00:12.96
<b>Vitesse moyenne</b>	46.1	65.6	65.5	62.9	62.8	60.7	55.7

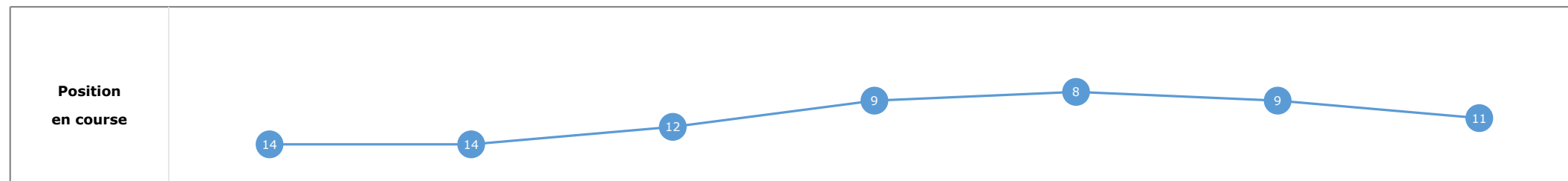
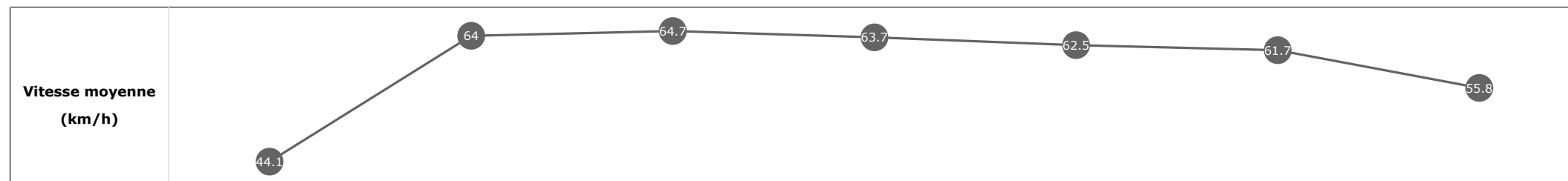


**Statistiques Tracking**  
**DEAUVILLE**  
**C9 - PRIX LA GRANDE COURSE RMC - 1300m**  
**jeudi 6 août 2020 - 21:07**

Cheval **COUP FATALE**  
 Jockey M. GUYON  
 Rang d'arrivée **11**  
 Temps de parcours **01:18.03**  
 Tronçon le plus rapide **00:11.11** (tronçon 1000m - 800m)  
 Vitesse maximale **67.21** (tronçon 1000m - 800m)  
 Vitesse moyenne **59.9**

**Données de tracking**

Tronçons de 200m	DEP 1200m	1200m 1000m	1000m 800m	800m 600m	600m 400m	400m 200m	200m ARR
<b>Temps de parcours</b>	<b>00:08.18</b>	<b>00:19.46</b>	<b>00:30.57</b>	<b>00:41.87</b>	<b>00:53.39</b>	<b>01:05.07</b>	<b>01:18.03</b>
Temps du tronçon	00:07.99	00:11.27	00:11.11	00:11.29	00:11.51	00:11.68	00:12.95
<b>Vitesse moyenne</b>	44.1	64	64.7	63.7	62.5	61.7	55.8


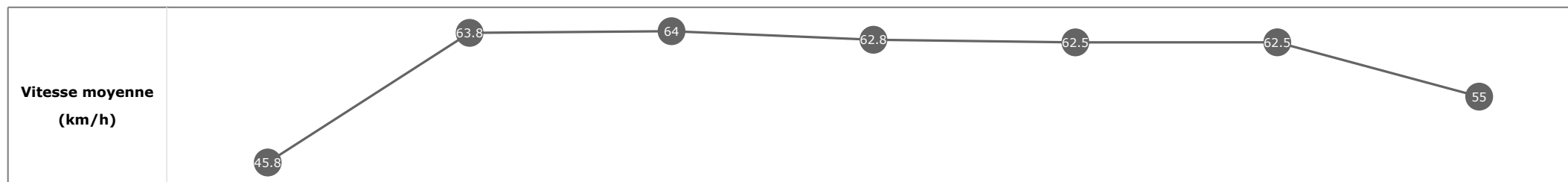


**Statistiques Tracking**  
**DEAUVILLE**  
**C9 - PRIX LA GRANDE COURSE RMC - 1300m**  
**jeudi 6 août 2020 - 21:07**

Cheval **BEST LOVE ROYAL**  
 Jockey **T. TRULLIER**  
 Rang d'arrivée **12**  
 Temps de parcours **01:18.50**  
 Tronçon le plus rapide **00:11.27** (tronçon 1200m - 1000m)  
 Vitesse maximale **65.27** (tronçon 1200m - 1000m)  
 Vitesse moyenne **59.9**

**Données de tracking**

Tronçons de 200m	DEP 1200m	1200m 1000m	1000m 800m	800m 600m	600m 400m	400m 200m	200m ARR
<b>Temps de parcours</b>	<b>00:08.00</b>	<b>00:19.27</b>	<b>00:30.59</b>	<b>00:42.19</b>	<b>00:53.83</b>	<b>01:05.35</b>	<b>01:18.50</b>
Temps du tronçon	00:07.80	00:11.27	00:11.31	00:11.60	00:11.64	00:11.51	00:13.15
<b>Vitesse moyenne</b>	45.8	63.8	64	62.8	62.5	62.5	55

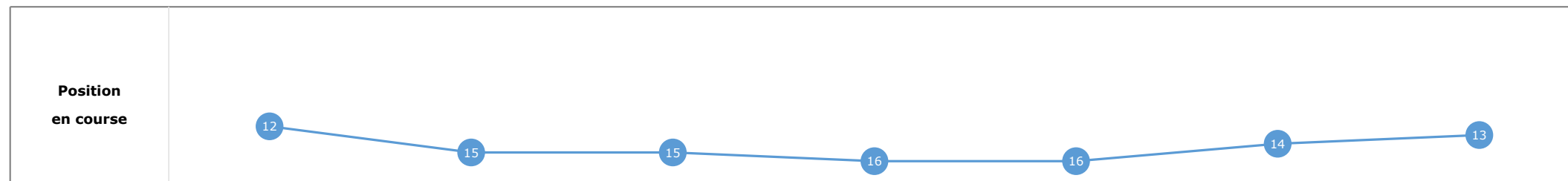
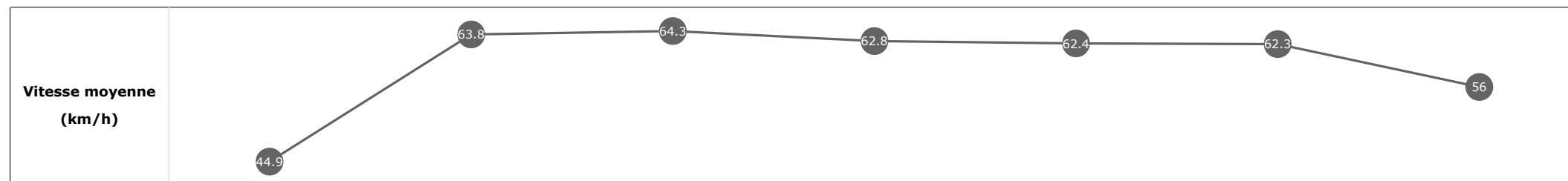


**Statistiques Tracking**  
**DEAUVILLE**  
**C9 - PRIX LA GRANDE COURSE RMC - 1300m**  
**jeudi 6 août 2020 - 21:07**

Cheval **OROMO**  
 Jockey **L. BOISSEAU**  
 Rang d'arrivée **13**  
 Temps de parcours **01:18.52**  
 Tronçon le plus rapide **00:11.25** (tronçon 1000m - 800m)  
 Vitesse maximale **66.53** (tronçon 1200m - 1000m)  
 Vitesse moyenne **59.9**

**Données de tracking**

Tronçons de 200m	DEP 1200m	1200m 1000m	1000m 800m	800m 600m	600m 400m	400m 200m	200m ARR
<b>Temps de parcours</b>	<b>00:08.13</b>	<b>00:19.51</b>	<b>00:30.76</b>	<b>00:42.35</b>	<b>00:54.05</b>	<b>01:05.58</b>	<b>01:18.52</b>
Temps du tronçon	00:07.93	00:11.38	00:11.25	00:11.58	00:11.70	00:11.53	00:12.93
<b>Vitesse moyenne</b>	44.9	63.8	64.3	62.8	62.4	62.3	56

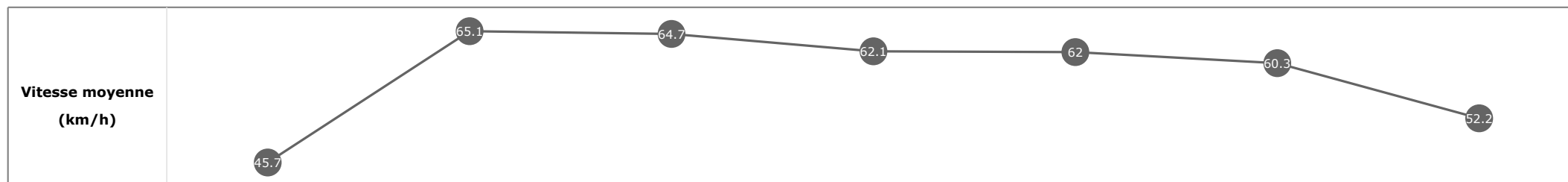


**Statistiques Tracking**  
**DEAUVILLE**  
**C9 - PRIX LA GRANDE COURSE RMC - 1300m**  
**jeudi 6 août 2020 - 21:07**

Cheval **ORPALINE FORLONGE**  
 Jockey **H. BESNIER**  
 Rang d'arrivée **14**  
 Temps de parcours **01:19.18**  
 Tronçon le plus rapide **00:11.04** (tronçon 1200m - 1000m)  
 Vitesse maximale **67.46** (tronçon 1200m - 1000m)  
 Vitesse moyenne **59.1**

**Données de tracking**

Tronçons de 200m	DEP 1200m	1200m 1000m	1000m 800m	800m 600m	600m 400m	400m 200m	200m ARR
<b>Temps de parcours</b>	<b>00:08.01</b>	<b>00:19.06</b>	<b>00:30.22</b>	<b>00:41.76</b>	<b>00:53.47</b>	<b>01:05.43</b>	<b>01:19.18</b>
Temps du tronçon	00:07.81	00:11.04	00:11.16	00:11.54	00:11.70	00:11.96	00:13.75
<b>Vitesse moyenne</b>	45.7	65.1	64.7	62.1	62	60.3	52.2


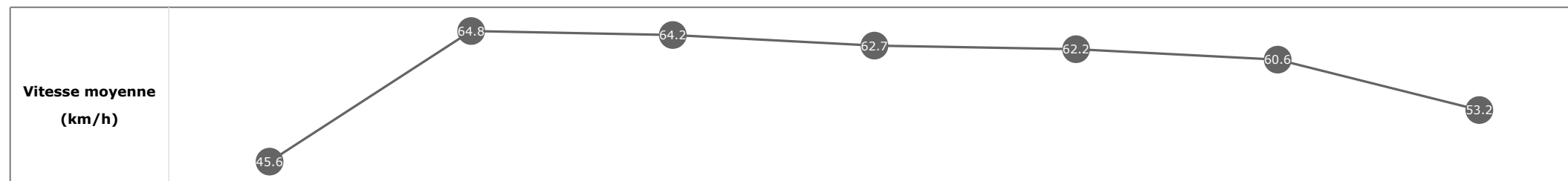


**Statistiques Tracking**  
**DEAUVILLE**  
**C9 - PRIX LA GRANDE COURSE RMC - 1300m**  
**jeudi 6 août 2020 - 21:07**

Cheval **BELOBOG**  
 Jockey O. D' ANDIGNE  
 Rang d'arrivée **15**  
 Temps de parcours **01:19.31**  
 Tronçon le plus rapide **00:11.18** (tronçon 1200m - 1000m)  
 Vitesse maximale **67.50** (tronçon 1200m - 1000m)  
 Vitesse moyenne **59.4**

**Données de tracking**

Tronçons de 200m	DEP 1200m	1200m 1000m	1000m 800m	800m 600m	600m 400m	400m 200m	200m ARR
<b>Temps de parcours</b>	<b>00:07.96</b>	<b>00:19.14</b>	<b>00:30.45</b>	<b>00:42.10</b>	<b>00:53.86</b>	<b>01:05.80</b>	<b>01:19.31</b>
Temps du tronçon	00:07.76	00:11.18	00:11.31	00:11.65	00:11.75	00:11.94	00:13.51
<b>Vitesse moyenne</b>	45.6	64.8	64.2	62.7	62.2	60.6	53.2





**Statistiques Tracking**  
**DEAUVILLE**  
**C9 - PRIX LA GRANDE COURSE RMC - 1300m**  
**jeudi 6 août 2020 - 21:07**

Cheval **HEAVE HO**  
 Jockey **C. DEMURO**  
 Rang d'arrivée **16**  
 Temps de parcours **01:20.99**  
 Tronçon le plus rapide **00:10.93** (tronçon 1000m - 800m)  
 Vitesse maximale **70.34** (tronçon 1000m - 800m)  
 Vitesse moyenne **57.7**

**Données de tracking**

Tronçons de 200m	DEP 1200m	1200m 1000m	1000m 800m	800m 600m	600m 400m	400m 200m	200m ARR
<b>Temps de parcours</b>	<b>00:07.74</b>	<b>00:18.73</b>	<b>00:29.66</b>	<b>00:41.07</b>	<b>00:53.27</b>	<b>01:06.23</b>	<b>01:20.99</b>
Temps du tronçon	00:07.54	00:10.98	00:10.93	00:11.41	00:12.20	00:12.95	00:14.75
<b>Vitesse moyenne</b>	47.1	65.6	65.5	63	59	55.8	48.6

