

Statistiques Tracking
DEAUVILLE
C3 - PX FEDE.ELEVEURS DU GALOP/PX FEDE.PROPR.DU GALOP - 2500m
samedi 8 août 2020 - 15:15

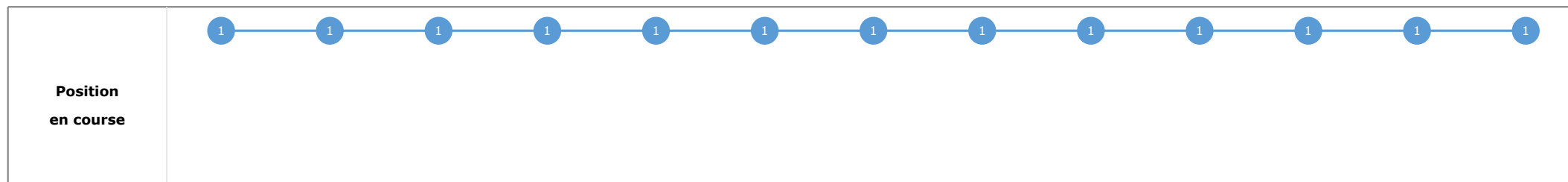
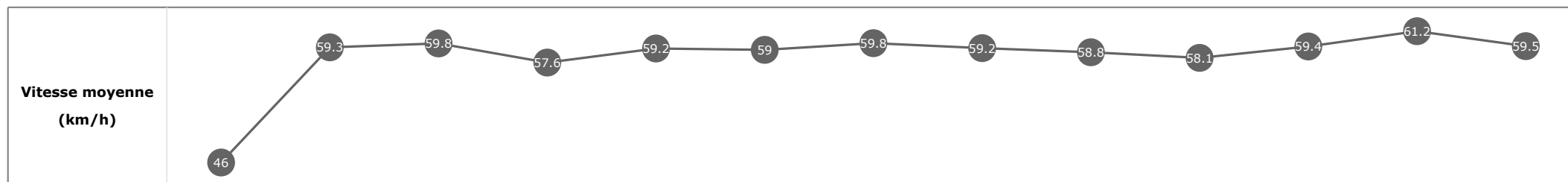
Partant (corde)	Cheval	Arrivée officielle	Tronçons de 200m		DEP - 1000m	1000m - 800m	800m - 600m	600m - 400m	400m - 200m	200m - ARR	Temps officiel	Derniers 600m	Parcours vs. 1er
			Temps passage en tête	Durée du tronçon	01:36.56	01:48.91	02:01.43	02:13.77	02:25.55	02:37.71			
			Vitesse Max	200m les plus rapides	T1	T2	T3	T4	T5	T6			
7 (12)	BID ADIEU T. BARON	1	64.15 T5	00:11.78 T5	01:36.56 1 01:36.56	01:48.91 1 00:12.35	02:01.43 1 00:12.52	02:13.77 1 00:12.33	02:25.55 1 00:11.78	02:37.71 00:12.15	2'37"73	00:36.27	
1 (5)	CHECKPOINT CHARLIE S. PASQUIER	2	65.23 T4	00:11.32 T5	01:39.49 9 01:39.49	01:51.98 9 00:12.48	02:04.07 9 00:12.09	02:15.72 6 00:11.64	02:27.05 3 00:11.32	02:38.97 00:11.92	2'39"05	00:34.89	-6.91
9 (1)	MAKTAVA C. DEMURO	3	63.58 T5	00:11.58 T5	01:38.87 2 01:38.87	01:51.31 2 00:12.43	02:03.50 2 00:12.18	02:15.37 2 00:11.87	02:26.95 2 00:11.58	02:39.10 00:12.15	2'39"14	00:35.60	-7.81
15 (2)	SAINT NICOLAS V. SEGUY	4	64.44 T5	00:11.41 T5	01:39.33 7 01:39.33	01:51.84 7 00:12.50	02:03.96 7 00:12.12	02:15.78 8 00:11.82	02:27.20 5 00:11.41	02:39.16 00:11.95	2'39"15	00:35.19	-9.86
2 (4)	REPLENISH A. BADEL	5	65.23 T4	00:11.35 T5	01:39.91 14 01:39.91	01:52.29 12 00:12.38	02:04.34 12 00:12.04	02:15.98 11 00:11.64	02:27.34 8 00:11.35	02:39.25 00:11.91	2'39"25	00:34.91	-5.59
13 (14)	IRISH STORM A. LEMAITRE	6	64.19 T5	00:11.55 T5	01:39.10 4 01:39.10	01:51.56 4 00:12.45	02:03.76 4 00:12.19	02:15.51 4 00:11.75	02:27.06 4 00:11.55	02:39.28 00:12.22	2'39"28	00:35.52	-5.80
8 (15)	ZILLIONE SUN G. BENOIST	7	65.38 T5	00:11.31 T5	01:39.96 15 01:39.96	01:52.55 16 00:12.58	02:04.58 16 00:12.03	02:16.22 14 00:11.64	02:27.53 12 00:11.31	02:39.26 00:11.72	2'39"29	00:34.67	-0.69
3 (10)	SARENDAM T. BACHELOT	8	64.26 T4	00:11.55 T5	01:39.48 8 01:39.48	01:51.95 8 00:12.46	02:04.04 8 00:12.09	02:15.78 7 00:11.73	02:27.33 7 00:11.55	02:39.41 00:12.07	2'39"36	00:35.36	3.34
4 (9)	MORE THAN THIS V. CHEMINAUD	9	65.02 T4	00:11.27 T5	01:39.90 13 01:39.90	01:52.38 14 00:12.48	02:04.42 13 00:12.04	02:16.08 12 00:11.65	02:27.36 9 00:11.27	02:39.45 00:12.08	2'39"47	00:35.02	-7.40
12 (3)	LE PIN M. GUYON	10	63.86 T5	00:11.47 T5	01:39.63 10 01:39.63	01:52.11 10 00:12.48	02:04.23 10 00:12.11	02:15.98 10 00:11.75	02:27.45 11 00:11.47	02:39.85 00:12.40	2'39"79	00:35.62	-7.30
10 (16)	GOLDEN RASH J. MARCIALIS	11	66.13 T4	00:11.84 T4	01:39.02 3 01:39.02	01:51.43 3 00:12.40	02:03.63 3 00:12.20	02:15.48 3 00:11.84	02:27.41 10 00:11.93	02:40.50 00:13.08	2'40"38	00:36.86	-1.80
6 (11)	BREATH OF FIRE C. SOUMILLON	12	64.76 T5	00:11.68 T5	01:39.18 5 01:39.18	01:51.71 6 00:12.53	02:03.84 5 00:12.12	02:15.62 5 00:11.77	02:27.30 6 00:11.68	02:40.52 00:13.22	2'40"53	00:36.68	-0.44
5 (7)	JIZELLITA O. PESLIER	13	63.94 T4	00:11.61 T5	01:40.05 16 01:40.05	01:52.43 15 00:12.37	02:04.52 15 00:12.09	02:16.32 15 00:11.80	02:27.93 15 00:11.61	02:40.66 00:12.73	2'40"58	00:36.14	-0.79
11 (8)	MOONWALK STEP PC. BOUDOT	14	63.18 T4	00:11.80 T5	01:39.29 6 01:39.29	01:51.68 5 00:12.39	02:03.89 6 00:12.21	02:15.80 9 00:11.90	02:27.60 13 00:11.80	02:40.83 00:13.22	2'40"71	00:36.93	-5.94
16 (6)	ALACOVIA M. BARZALONA	15	64.19 T4	00:11.68 T5	01:39.75 11 01:39.75	01:52.13 11 00:12.38	02:04.29 11 00:12.15	02:16.10 13 00:11.81	02:27.79 14 00:11.68	02:40.96 00:13.16	2'40"83	00:36.67	-0.70
14 (13)	UCHRONIQUE T. SPEICHER	16	64.98 T1	00:11.90 T4	01:39.80 12 01:39.80	01:52.37 13 00:12.57	02:04.45 14 00:12.07	02:16.35 16 00:11.90	02:28.61 16 00:12.26	02:43.95 00:15.33	2'44"10	00:39.50	7.61

Statistiques Tracking
DEAUVILLE
C3 - PX FEDE.ELEVEURS DU GALOP/PX FEDE.PROPR.DU GALOP - 2500m
samedi 8 août 2020 - 15:15

Cheval **BID ADIEU**
 Jockey T. BARON
 Rang d'arrivée **1**
 Temps de parcours **02:37.71**
 Tronçon le plus rapide **00:11.78** (tronçon 400m - 200m)
 Vitesse maximale **64.15** (tronçon 400m - 200m)
 Vitesse moyenne **58.3**

Données de tracking

Tronçons de 200m	DEP 2400m	2400m 2200m	2200m 2000m	2000m 1800m	1800m 1600m	1600m 1400m	1400m 1200m	1200m 1000m	1000m 800m	800m 600m	600m 400m	400m 200m	200m ARR
Temps de parcours	00:11.26	00:23.45	00:35.52	00:47.98	01:00.21	01:12.36	01:24.38	01:36.56	01:48.91	02:01.43	02:13.77	02:25.55	02:37.71
Temps du tronçon	00:11.33	00:12.19	00:12.07	00:12.45	00:12.23	00:12.15	00:12.01	00:12.17	00:12.35	00:12.52	00:12.33	00:11.78	00:12.15
Vitesse moyenne	46	59.3	59.8	57.6	59.2	59	59.8	59.2	58.8	58.1	59.4	61.2	59.5

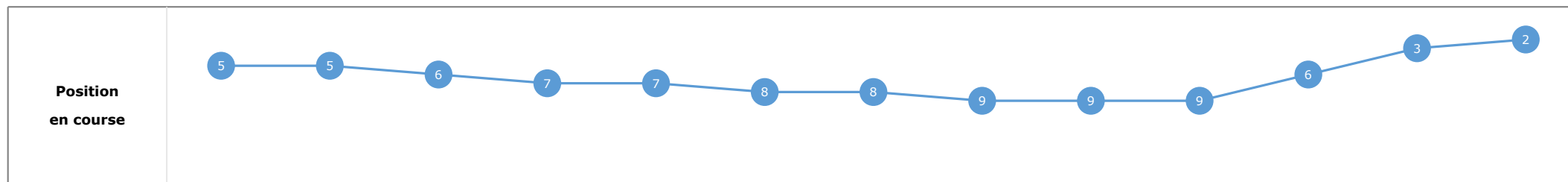
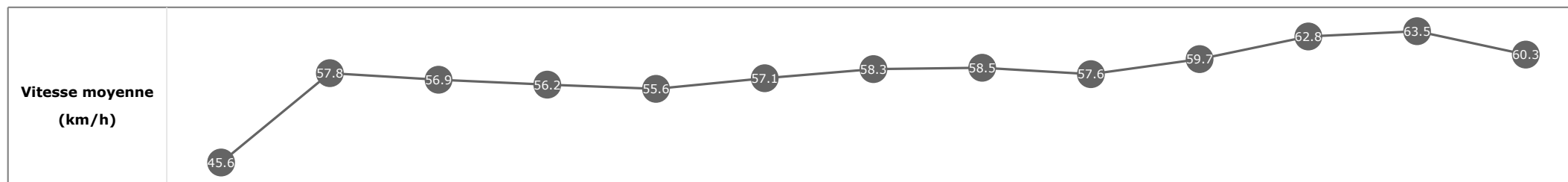


Statistiques Tracking
DEAUVILLE
C3 - PX FEDE.ELEVEURS DU GALOP/PX FEDE.PROPR.DU GALOP - 2500m
samedi 8 août 2020 - 15:15

Cheval **CHECKPOINT CHARLIE**
 Jockey **S. PASQUIER**
 Rang d'arrivée **2**
 Temps de parcours **02:38.97**
 Tronçon le plus rapide **00:11.32** (tronçon 400m - 200m)
 Vitesse maximale **65.23** (tronçon 600m - 400m)
 Vitesse moyenne **57.7**

Données de tracking

Tronçons de 200m	DEP 2400m	2400m 2200m	2200m 2000m	2000m 1800m	1800m 1600m	1600m 1400m	1400m 1200m	1200m 1000m	1000m 800m	800m 600m	600m 400m	400m 200m	200m ARR
Temps de parcours	00:11.41	00:23.90	00:36.49	00:49.40	01:02.25	01:14.86	01:27.24	01:39.49	01:51.98	02:04.07	02:15.72	02:27.05	02:38.97
Temps du tronçon	00:11.48	00:12.49	00:12.58	00:12.90	00:12.85	00:12.60	00:12.37	00:12.25	00:12.48	00:12.09	00:11.64	00:11.32	00:11.92
Vitesse moyenne	45.6	57.8	56.9	56.2	55.6	57.1	58.3	58.5	57.6	59.7	62.8	63.5	60.3

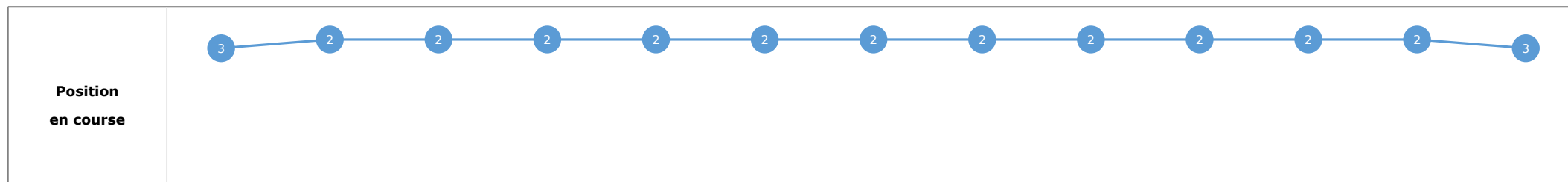
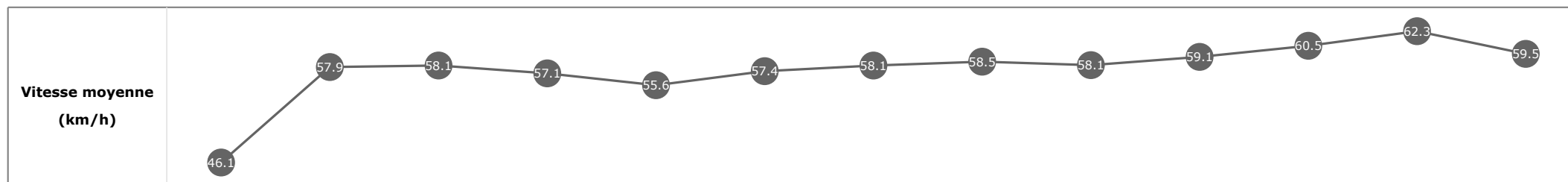


Statistiques Tracking
DEAUVILLE
C3 - PX FEDE.ELEVEURS DU GALOP/PX FEDE.PROPR.DU GALOP - 2500m
samedi 8 août 2020 - 15:15

Cheval **MAKTAVA**
 Jockey **C. DEMURO**
 Rang d'arrivée **3**
 Temps de parcours **02:39.10**
 Tronçon le plus rapide **00:11.58** (tronçon 400m - 200m)
 Vitesse maximale **63.58** (tronçon 400m - 200m)
 Vitesse moyenne **57.6**

Données de tracking

Tronçons de 200m	DEP 2400m	2400m 2200m	2200m 2000m	2000m 1800m	1800m 1600m	1600m 1400m	1400m 1200m	1200m 1000m	1000m 800m	800m 600m	600m 400m	400m 200m	200m ARR
Temps de parcours	00:11.31	00:23.68	00:36.07	00:48.72	01:01.59	01:14.17	01:26.57	01:38.87	01:51.31	02:03.50	02:15.37	02:26.95	02:39.10
Temps du tronçon	00:11.38	00:12.36	00:12.39	00:12.65	00:12.87	00:12.57	00:12.40	00:12.29	00:12.43	00:12.18	00:11.87	00:11.58	00:12.15
Vitesse moyenne	46.1	57.9	58.1	57.1	55.6	57.4	58.1	58.5	58.1	59.1	60.5	62.3	59.5


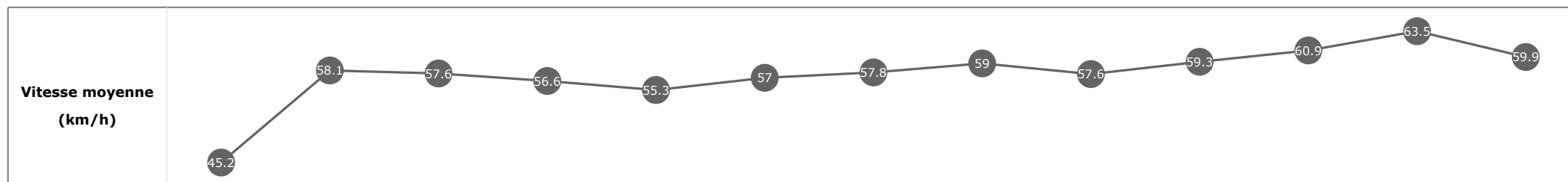


Statistiques Tracking
DEAUVILLE
C3 - PX FEDE.ELEVEURS DU GALOP/PX FEDE.PROPR.DU GALOP - 2500m
samedi 8 août 2020 - 15:15

Cheval **SAINT NICOLAS**
 Jockey **V. SEGUY**
 Rang d'arrivée **4**
 Temps de parcours **02:39.16**
 Tronçon le plus rapide **00:11.41** (tronçon 400m - 200m)
 Vitesse maximale **64.44** (tronçon 400m - 200m)
 Vitesse moyenne **57.5**

Données de tracking

Tronçons de 200m	DEP 2400m	2400m 2200m	2200m 2000m	2000m 1800m	1800m 1600m	1600m 1400m	1400m 1200m	1200m 1000m	1000m 800m	800m 600m	600m 400m	400m 200m	200m ARR
Temps de parcours	00:11.51	00:23.91	00:36.34	00:49.10	01:02.09	01:14.71	01:27.09	01:39.33	01:51.84	02:03.96	02:15.78	02:27.20	02:39.16
Temps du tronçon	00:11.58	00:12.40	00:12.43	00:12.75	00:12.99	00:12.61	00:12.38	00:12.24	00:12.50	00:12.12	00:11.82	00:11.41	00:11.95
Vitesse moyenne	45.2	58.1	57.6	56.6	55.3	57	57.8	59	57.6	59.3	60.9	63.5	59.9


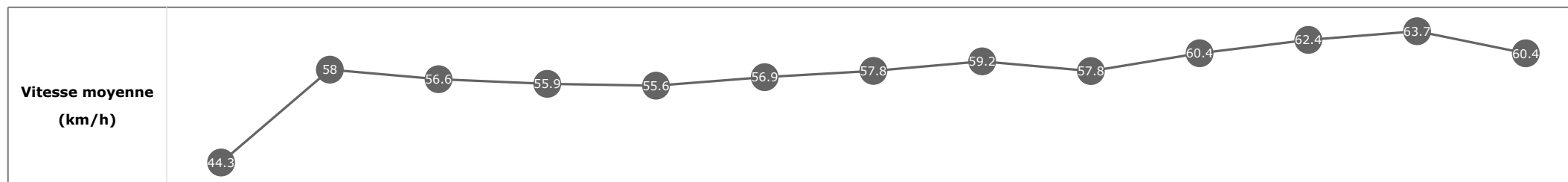


Statistiques Tracking
DEAUVILLE
C3 - PX FEDE.ELEVEURS DU GALOP/PX FEDE.PROPR.DU GALOP - 2500m
samedi 8 août 2020 - 15:15

Cheval **REPLENISH**
 Jockey **A. BADEL**
 Rang d'arrivée **5**
 Temps de parcours **02:39.25**
 Tronçon le plus rapide **00:11.35** (tronçon 400m - 200m)
 Vitesse maximale **65.23** (tronçon 600m - 400m)
 Vitesse moyenne **57.6**

Données de tracking

Tronçons de 200m	DEP 2400m	2400m 2200m	2200m 2000m	2000m 1800m	1800m 1600m	1600m 1400m	1400m 1200m	1200m 1000m	1000m 800m	800m 600m	600m 400m	400m 200m	200m ARR
Temps de parcours	00:11.73	00:24.14	00:36.78	00:49.73	01:02.59	01:15.31	01:27.69	01:39.91	01:52.29	02:04.34	02:15.98	02:27.34	02:39.25
Temps du tronçon	00:11.79	00:12.41	00:12.64	00:12.94	00:12.86	00:12.72	00:12.37	00:12.21	00:12.38	00:12.04	00:11.64	00:11.35	00:11.91
Vitesse moyenne	44.3	58	56.6	55.9	55.6	56.9	57.8	59.2	57.8	60.4	62.4	63.7	60.4

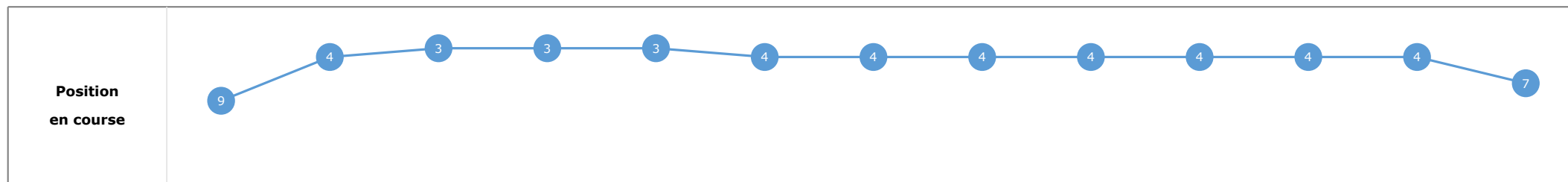
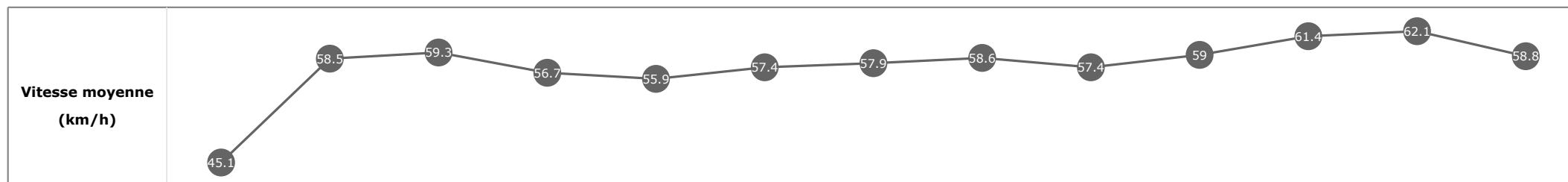


Statistiques Tracking
DEAUVILLE
C3 - PX FEDE.ELEVEURS DU GALOP/PX FEDE.PROPR.DU GALOP - 2500m
samedi 8 août 2020 - 15:15

Cheval **IRISH STORM**
 Jockey **A. LEMAITRE**
 Rang d'arrivée **6**
 Temps de parcours **02:39.28**
 Tronçon le plus rapide **00:11.55** (tronçon 400m - 200m)
 Vitesse maximale **64.19** (tronçon 400m - 200m)
 Vitesse moyenne **57.6**

Données de tracking

Tronçons de 200m	DEP 2400m	2400m 2200m	2200m 2000m	2000m 1800m	1800m 1600m	1600m 1400m	1400m 1200m	1200m 1000m	1000m 800m	800m 600m	600m 400m	400m 200m	200m ARR
Temps de parcours	00:11.53	00:23.87	00:36.16	00:48.89	01:01.83	01:14.40	01:26.82	01:39.10	01:51.56	02:03.76	02:15.51	02:27.06	02:39.28
Temps du tronçon	00:11.60	00:12.34	00:12.28	00:12.73	00:12.94	00:12.56	00:12.41	00:12.28	00:12.45	00:12.19	00:11.75	00:11.55	00:12.22
Vitesse moyenne	45.1	58.5	59.3	56.7	55.9	57.4	57.9	58.6	57.4	59	61.4	62.1	58.8


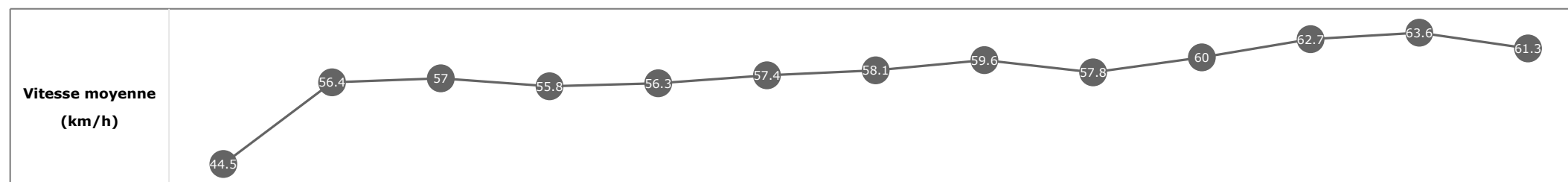


Statistiques Tracking DEAUVILLE C3 - PX FEDE.ELEVEURS DU GALOP/PX FEDE.PROPR.DU GALOP - 2500m samedi 8 août 2020 - 15:15

Cheval **ZILLIONE SUN**
 Jockey **G. BENOIST**
 Rang d'arrivée **7**
 Temps de parcours **02:39.26**
 Tronçon le plus rapide **00:11.31** (tronçon 400m - 200m)
 Vitesse maximale **65.38** (tronçon 400m - 200m)
 Vitesse moyenne **57.7**

Données de tracking

Tronçons de 200m	DEP 2400m	2400m 2200m	2200m 2000m	2000m 1800m	1800m 1600m	1600m 1400m	1400m 1200m	1200m 1000m	1000m 800m	800m 600m	600m 400m	400m 200m	200m ARR
Temps de parcours	00:11.71	00:24.48	00:37.25	00:50.20	01:03.00	01:15.52	01:27.91	01:39.96	01:52.55	02:04.58	02:16.22	02:27.53	02:39.26
Temps du tronçon	00:11.77	00:12.77	00:12.77	00:12.94	00:12.79	00:12.52	00:12.39	00:12.05	00:12.58	00:12.03	00:11.64	00:11.31	00:11.72
Vitesse moyenne	44.5	56.4	57	55.8	56.3	57.4	58.1	59.6	57.8	60	62.7	63.6	61.3

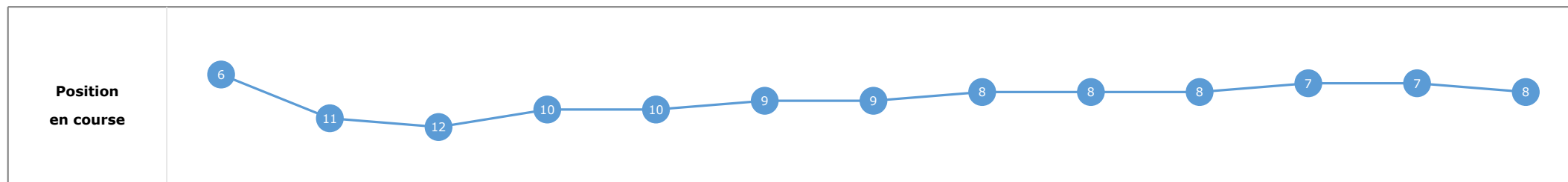
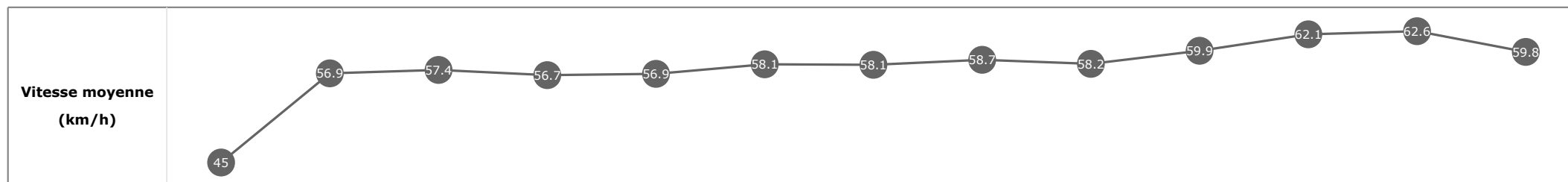


Statistiques Tracking
DEAUVILLE
C3 - PX FEDE.ELEVEURS DU GALOP/PX FEDE.PROPR.DU GALOP - 2500m
samedi 8 août 2020 - 15:15

Cheval **SARENDAM**
 Jockey **T. BACHELOT**
 Rang d'arrivée **8**
 Temps de parcours **02:39.41**
 Tronçon le plus rapide **00:11.55** (tronçon 400m - 200m)
 Vitesse maximale **64.26** (tronçon 600m - 400m)
 Vitesse moyenne **57.8**

Données de tracking

Tronçons de 200m	DEP 2400m	2400m 2200m	2200m 2000m	2000m 1800m	1800m 1600m	1600m 1400m	1400m 1200m	1200m 1000m	1000m 800m	800m 600m	600m 400m	400m 200m	200m ARR
Temps de parcours	00:11.48	00:24.18	00:36.85	00:49.72	01:02.50	01:14.90	01:27.25	01:39.48	01:51.95	02:04.04	02:15.78	02:27.33	02:39.41
Temps du tronçon	00:11.55	00:12.69	00:12.67	00:12.86	00:12.78	00:12.40	00:12.34	00:12.23	00:12.46	00:12.09	00:11.73	00:11.55	00:12.07
Vitesse moyenne	45	56.9	57.4	56.7	56.9	58.1	58.1	58.7	58.2	59.9	62.1	62.6	59.8

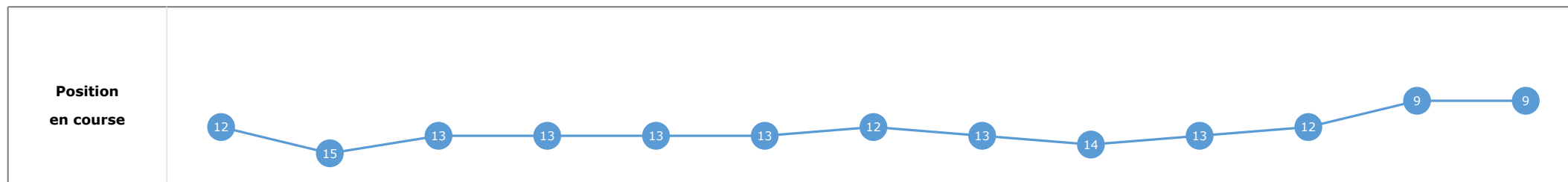
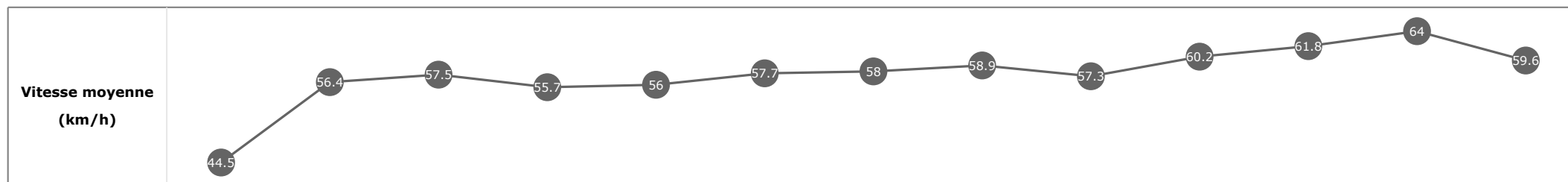


Statistiques Tracking
DEAUVILLE
C3 - PX FEDE.ELEVEURS DU GALOP/PX FEDE.PROPR.DU GALOP - 2500m
samedi 8 août 2020 - 15:15

Cheval **MORE THAN THIS**
 Jockey V. CHEMINAUD
 Rang d'arrivée **9**
 Temps de parcours **02:39.45**
 Tronçon le plus rapide **00:11.27** (tronçon 400m - 200m)
 Vitesse maximale **65.02** (tronçon 600m - 400m)
 Vitesse moyenne **57.5**

Données de tracking

Tronçons de 200m	DEP 2400m	2400m 2200m	2200m 2000m	2000m 1800m	1800m 1600m	1600m 1400m	1400m 1200m	1200m 1000m	1000m 800m	800m 600m	600m 400m	400m 200m	200m ARR
Temps de parcours	00:11.71	00:24.45	00:36.95	00:49.92	01:02.74	01:15.23	01:27.59	01:39.90	01:52.38	02:04.42	02:16.08	02:27.36	02:39.45
Temps du tronçon	00:11.77	00:12.74	00:12.50	00:12.96	00:12.82	00:12.48	00:12.35	00:12.31	00:12.48	00:12.04	00:11.65	00:11.27	00:12.08
Vitesse moyenne	44.5	56.4	57.5	55.7	56	57.7	58	58.9	57.3	60.2	61.8	64	59.6


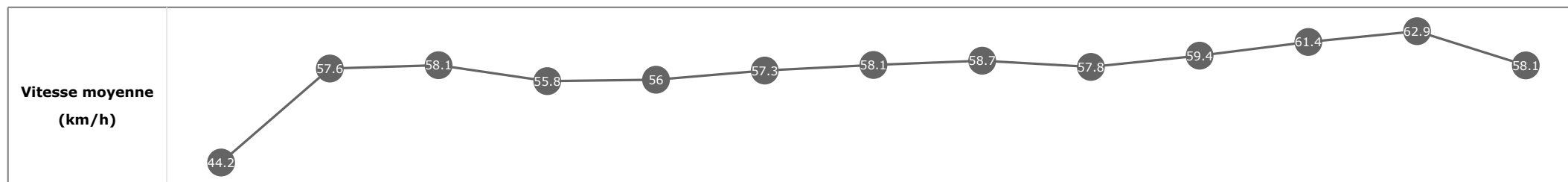


Statistiques Tracking
DEAUVILLE
C3 - PX FEDE.ELEVEURS DU GALOP/PX FEDE.PROPR.DU GALOP - 2500m
samedi 8 août 2020 - 15:15

Cheval **LE PIN**
 Jockey **M. GUYON**
 Rang d'arrivée **10**
 Temps de parcours **02:39.85**
 Tronçon le plus rapide **00:11.47** (tronçon 400m - 200m)
 Vitesse maximale **63.86** (tronçon 400m - 200m)
 Vitesse moyenne **57.4**

Données de tracking

Tronçons de 200m	DEP 2400m	2400m 2200m	2200m 2000m	2000m 1800m	1800m 1600m	1600m 1400m	1400m 1200m	1200m 1000m	1000m 800m	800m 600m	600m 400m	400m 200m	200m ARR
Temps de parcours	00:11.80	00:24.30	00:36.64	00:49.54	01:02.42	01:15.00	01:27.40	01:39.63	01:52.11	02:04.23	02:15.98	02:27.45	02:39.85
Temps du tronçon	00:11.86	00:12.49	00:12.34	00:12.89	00:12.87	00:12.58	00:12.39	00:12.23	00:12.48	00:12.11	00:11.75	00:11.47	00:12.40
Vitesse moyenne	44.2	57.6	58.1	55.8	56	57.3	58.1	58.7	57.8	59.4	61.4	62.9	58.1

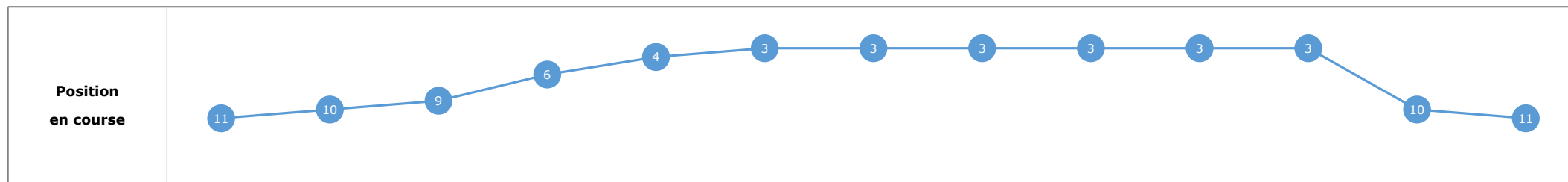
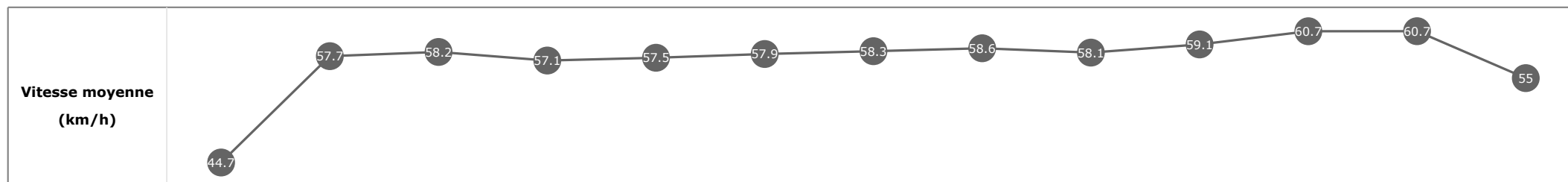


Statistiques Tracking
DEAUVILLE
C3 - PX FEDE.ELEVEURS DU GALOP/PX FEDE.PROPR.DU GALOP - 2500m
samedi 8 août 2020 - 15:15

Cheval **GOLDEN RASH**
 Jockey **J. MARCIALIS**
 Rang d'arrivée **11**
 Temps de parcours **02:40.50**
 Tronçon le plus rapide **00:11.84** (tronçon 600m - 400m)
 Vitesse maximale **66.13** (tronçon 600m - 400m)
 Vitesse moyenne **57.2**

Données de tracking

Tronçons de 200m	DEP 2400m	2400m 2200m	2200m 2000m	2000m 1800m	1800m 1600m	1600m 1400m	1400m 1200m	1200m 1000m	1000m 800m	800m 600m	600m 400m	400m 200m	200m ARR
Temps de parcours	00:11.63	00:24.17	00:36.67	00:49.36	01:01.94	01:14.40	01:26.73	01:39.02	01:51.43	02:03.63	02:15.48	02:27.41	02:40.50
Temps du tronçon	00:11.70	00:12.53	00:12.50	00:12.69	00:12.57	00:12.46	00:12.32	00:12.29	00:12.40	00:12.20	00:11.84	00:11.93	00:13.08
Vitesse moyenne	44.7	57.7	58.2	57.1	57.5	57.9	58.3	58.6	58.1	59.1	60.7	60.7	55


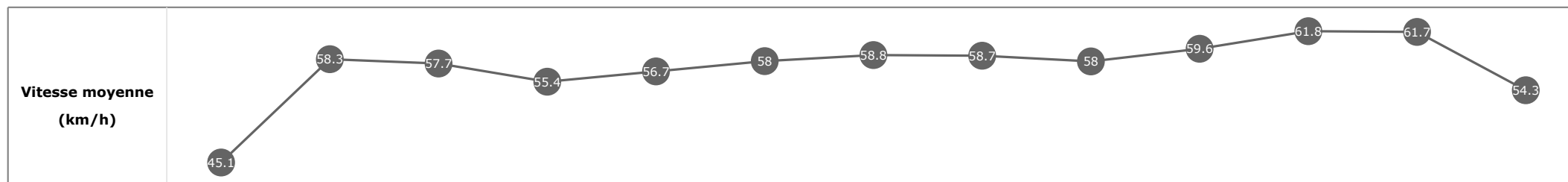


Statistiques Tracking
DEAUVILLE
C3 - PX FEDE.ELEVEURS DU GALOP/PX FEDE.PROPR.DU GALOP - 2500m
samedi 8 août 2020 - 15:15

Cheval **BREATH OF FIRE**
 Jockey **C. SOUMILLON**
 Rang d'arrivée **12**
 Temps de parcours **02:40.52**
 Tronçon le plus rapide **00:11.68** (tronçon 400m - 200m)
 Vitesse maximale **64.76** (tronçon 400m - 200m)
 Vitesse moyenne **57.3**

Données de tracking

Tronçons de 200m	DEP 2400m	2400m 2200m	2200m 2000m	2000m 1800m	1800m 1600m	1600m 1400m	1400m 1200m	1200m 1000m	1000m 800m	800m 600m	600m 400m	400m 200m	200m ARR
Temps de parcours	00:11.52	00:23.93	00:36.51	00:49.54	01:02.26	01:14.72	01:26.95	01:39.18	01:51.71	02:03.84	02:15.62	02:27.30	02:40.52
Temps du tronçon	00:11.59	00:12.40	00:12.58	00:13.03	00:12.71	00:12.45	00:12.22	00:12.23	00:12.53	00:12.12	00:11.77	00:11.68	00:13.22
Vitesse moyenne	45.1	58.3	57.7	55.4	56.7	58	58.8	58.7	58	59.6	61.8	61.7	54.3


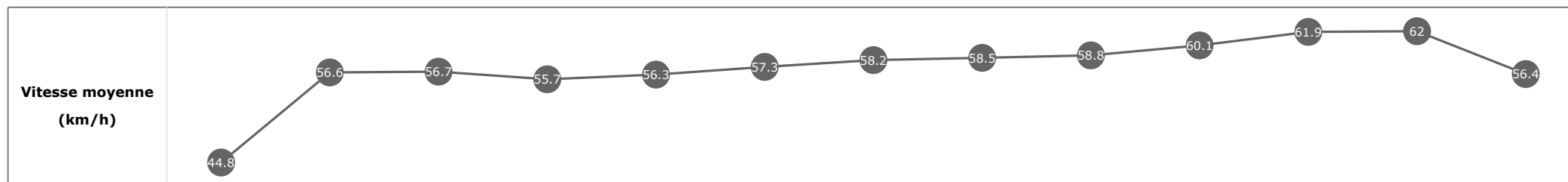


Statistiques Tracking
DEAUVILLE
C3 - PX FEDE.ELEVEURS DU GALOP/PX FEDE.PROPR.DU GALOP - 2500m
samedi 8 août 2020 - 15:15

Cheval **JIZELLITA**
 Jockey **O. PESLIER**
 Rang d'arrivée **13**
 Temps de parcours **02:40.66**
 Tronçon le plus rapide **00:11.61** (tronçon 400m - 200m)
 Vitesse maximale **63.94** (tronçon 600m - 400m)
 Vitesse moyenne **57.2**

Données de tracking

Tronçons de 200m	DEP 2400m	2400m 2200m	2200m 2000m	2000m 1800m	1800m 1600m	1600m 1400m	1400m 1200m	1200m 1000m	1000m 800m	800m 600m	600m 400m	400m 200m	200m ARR
Temps de parcours	00:11.56	00:24.34	00:37.10	00:50.04	01:02.84	01:15.37	01:27.75	01:40.05	01:52.43	02:04.52	02:16.32	02:27.93	02:40.66
Temps du tronçon	00:11.62	00:12.77	00:12.76	00:12.93	00:12.80	00:12.52	00:12.38	00:12.29	00:12.37	00:12.09	00:11.80	00:11.61	00:12.73
Vitesse moyenne	44.8	56.6	56.7	55.7	56.3	57.3	58.2	58.5	58.8	60.1	61.9	62	56.4

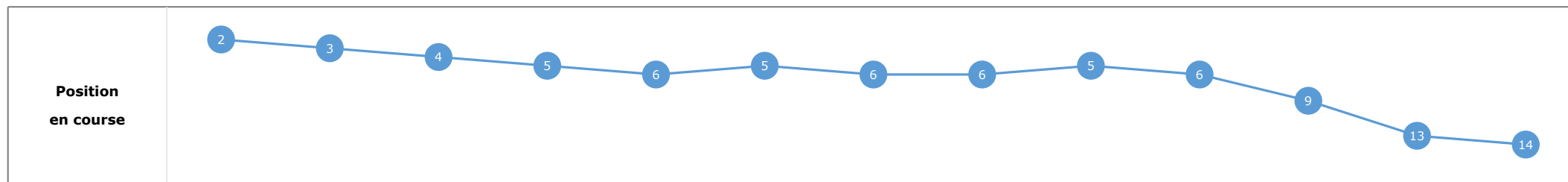
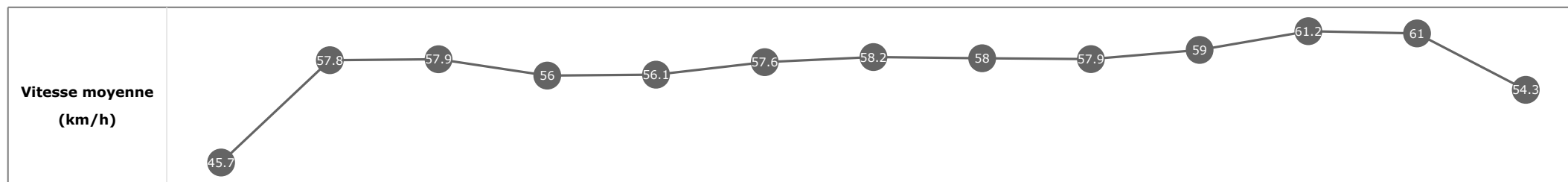


Statistiques Tracking
DEAUVILLE
C3 - PX FEDE.ELEVEURS DU GALOP/PX FEDE.PROPR.DU GALOP - 2500m
samedi 8 août 2020 - 15:15

Cheval **MOONWALK STEP**
 Jockey **PC. BOUDOT**
 Rang d'arrivée **14**
 Temps de parcours **02:40.83**
 Tronçon le plus rapide **00:11.80** (tronçon 400m - 200m)
 Vitesse maximale **63.18** (tronçon 600m - 400m)
 Vitesse moyenne **57**

Données de tracking

Tronçons de 200m	DEP 2400m	2400m 2200m	2200m 2000m	2000m 1800m	1800m 1600m	1600m 1400m	1400m 1200m	1200m 1000m	1000m 800m	800m 600m	600m 400m	400m 200m	200m ARR
Temps de parcours	00:11.29	00:23.78	00:36.28	00:49.19	01:02.10	01:14.56	01:26.99	01:39.29	01:51.68	02:03.89	02:15.80	02:27.60	02:40.83
Temps du tronçon	00:11.35	00:12.49	00:12.49	00:12.91	00:12.91	00:12.45	00:12.43	00:12.29	00:12.39	00:12.21	00:11.90	00:11.80	00:13.22
Vitesse moyenne	45.7	57.8	57.9	56	56.1	57.6	58.2	58	57.9	59	61.2	61	54.3

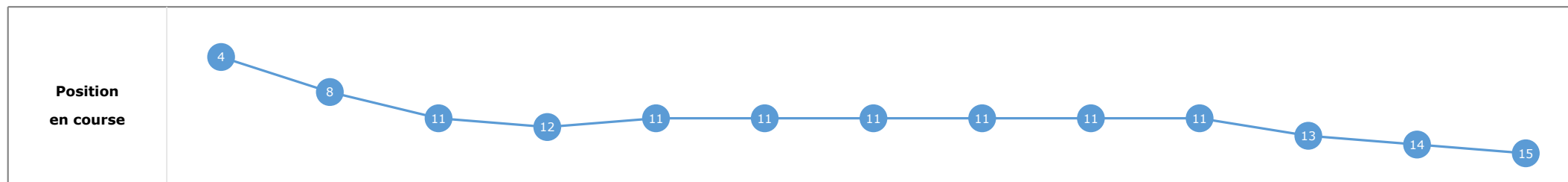
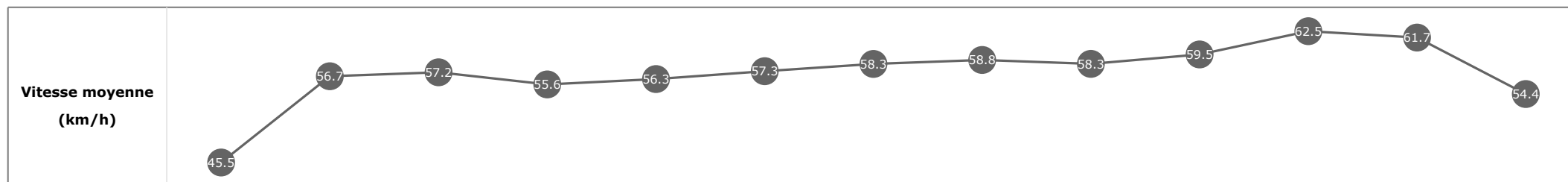


Statistiques Tracking
DEAUVILLE
C3 - PX FEDE.ELEVEURS DU GALOP/PX FEDE.PROPR.DU GALOP - 2500m
samedi 8 août 2020 - 15:15

Cheval **ALACOVIA**
 Jockey **M. BARZALONA**
 Rang d'arrivée **15**
 Temps de parcours **02:40.96**
 Tronçon le plus rapide **00:11.68** (tronçon 400m - 200m)
 Vitesse maximale **64.19** (tronçon 600m - 400m)
 Vitesse moyenne **57.1**

Données de tracking

Tronçons de 200m	DEP 2400m	2400m 2200m	2200m 2000m	2000m 1800m	1800m 1600m	1600m 1400m	1400m 1200m	1200m 1000m	1000m 800m	800m 600m	600m 400m	400m 200m	200m ARR
Temps de parcours	00:11.37	00:24.09	00:36.80	00:49.81	01:02.58	01:15.16	01:27.54	01:39.75	01:52.13	02:04.29	02:16.10	02:27.79	02:40.96
Temps du tronçon	00:11.44	00:12.71	00:12.71	00:13.01	00:12.76	00:12.58	00:12.38	00:12.21	00:12.38	00:12.15	00:11.81	00:11.68	00:13.16
Vitesse moyenne	45.5	56.7	57.2	55.6	56.3	57.3	58.3	58.8	58.3	59.5	62.5	61.7	54.4



Statistiques Tracking
DEAUVILLE
C3 - PX FEDE.ELEVEURS DU GALOP/PX FEDE.PROPR.DU GALOP - 2500m
samedi 8 août 2020 - 15:15

Cheval **UCHRONIQUE**
 Jockey T. SPEICHER
 Rang d'arrivée **16**
 Temps de parcours **02:43.95**
 Tronçon le plus rapide **00:11.90** (tronçon 600m - 400m)
 Vitesse maximale **64.98** (tronçon 1200m - 1000m)
 Vitesse moyenne **56.2**

Données de tracking

Tronçons de 200m	DEP 2400m	2400m 2200m	2200m 2000m	2000m 1800m	1800m 1600m	1600m 1400m	1400m 1200m	1200m 1000m	1000m 800m	800m 600m	600m 400m	400m 200m	200m ARR
Temps de parcours	00:11.71	00:24.20	00:37.12	00:50.01	01:02.78	01:15.21	01:27.66	01:39.80	01:52.37	02:04.45	02:16.35	02:28.61	02:43.95
Temps du tronçon	00:11.78	00:12.48	00:12.92	00:12.88	00:12.77	00:12.43	00:12.44	00:12.14	00:12.57	00:12.07	00:11.90	00:12.26	00:15.33
Vitesse moyenne	44.4	58.1	56.2	56.5	56.4	58.3	57.6	59.7	57.9	60.5	61.7	58.9	46.8

