

**Statistiques Tracking
DEAUVILLE
C5 - PRIX HOCQUART LONGINES - 2500m
samedi 8 août 2020 - 16:25**

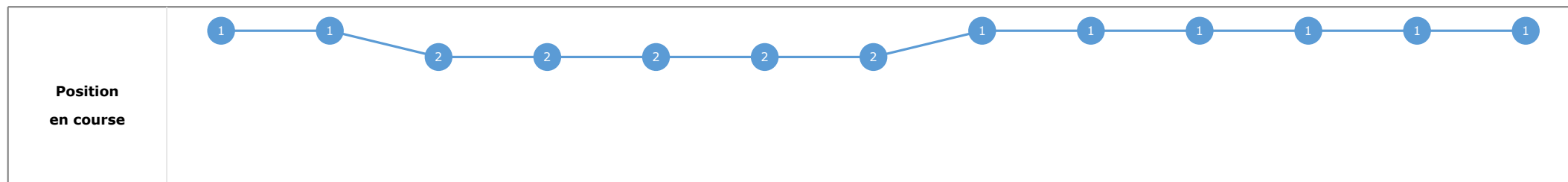
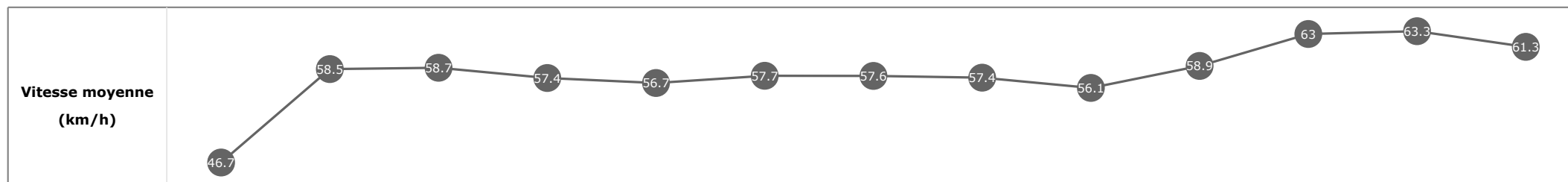
Partant (corde)	Cheval	Arrivée officielle	Tronçons de 200m		DEP - 1000m	1000m - 800m	800m - 600m	600m - 400m	400m - 200m	200m - ARR	Temps officiel	Derniers 600m	Parcouru vs. 1er
			Vitesse Max	200m les plus rapides	Temps passage en tête Durée du tronçon	T1	T2	T3	T4	T5			
4 (2)	PORT GUILLAUME C. DEMURO	1	67.43 T5	00:11.33 T5	01:38.52 01:38.52	01:51.28 00:12.76	02:03.50 00:12.21	02:15.05 00:11.54	02:26.38 00:11.33	02:38.10 00:11.72	2'38"23	00:34.60	
1 (1)	KETIL S. PASQUIER	2	64.94 T4	00:11.42 T5	01:38.77 01:38.77	01:51.54 00:12.76	02:03.76 00:12.21	02:15.28 00:11.52	02:26.71 00:11.42	02:38.59 00:11.87	2'38"67	00:34.83	-1.18
6 (4)	PAO ALTO M. GUYON	3	66.71 T4	00:11.39 T5	01:39.17 01:39.17	01:51.86 00:12.69	02:04.04 00:12.18	02:15.46 00:11.41	02:26.86 00:11.39	02:38.66 00:11.79	2'38"67	00:34.61	11.35
5 (6)	DICK WHITTINGTON G. BENOIST	4	66.02 T5	00:11.21 T5	01:39.04 01:39.04	01:51.78 00:12.74	02:03.94 00:12.15	02:15.37 00:11.42	02:26.58 00:11.21	02:38.64 00:12.05	2'38"75	00:34.69	2.82
2 (5)	VOLKAN STAR JW. DOYLE	5	63.68 T5	00:11.59 T5	01:38.53 01:38.53	01:51.35 00:12.81	02:03.52 00:12.16	02:15.20 00:11.68	02:26.79 00:11.59	02:39.06 00:12.27	2'39"16	00:35.54	17.16
3 (3)	TUSCAN GAZE PC. BOUDOT	6	64.62 T4	00:11.57 T4	01:38.83 01:38.83	01:51.64 00:12.80	02:03.79 00:12.15	02:15.37 00:11.57	02:26.96 00:11.59	02:39.41 00:12.44	2'39"46	00:35.61	9.60

Statistiques Tracking
DEAUVILLE
C5 - PRIX HOCQUART LONGINES - 2500m
samedi 8 août 2020 - 16:25

Cheval **PORT GUILLAUME**
 Jockey **C. DEMURO**
 Rang d'arrivée **1**
 Temps de parcours **02:38.10**
 Tronçon le plus rapide **00:11.33** (tronçon 400m - 200m)
 Vitesse maximale **67.43** (tronçon 400m - 200m)
 Vitesse moyenne **58**

Données de tracking

Tronçons de 200m	DEP 2400m	2400m 2200m	2200m 2000m	2000m 1800m	1800m 1600m	1600m 1400m	1400m 1200m	1200m 1000m	1000m 800m	800m 600m	600m 400m	400m 200m	200m ARR
Temps de parcours	00:11.15	00:23.41	00:35.69	00:48.28	01:00.91	01:13.40	01:25.95	01:38.52	01:51.28	02:03.50	02:15.05	02:26.38	02:38.10
Temps du tronçon	00:11.21	00:12.26	00:12.27	00:12.58	00:12.63	00:12.49	00:12.54	00:12.56	00:12.76	00:12.21	00:11.54	00:11.33	00:11.72
Vitesse moyenne	46.7	58.5	58.7	57.4	56.7	57.7	57.6	57.4	56.1	58.9	63	63.3	61.3

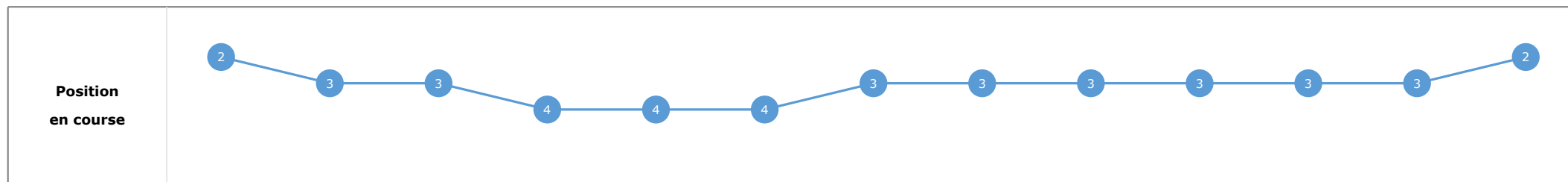
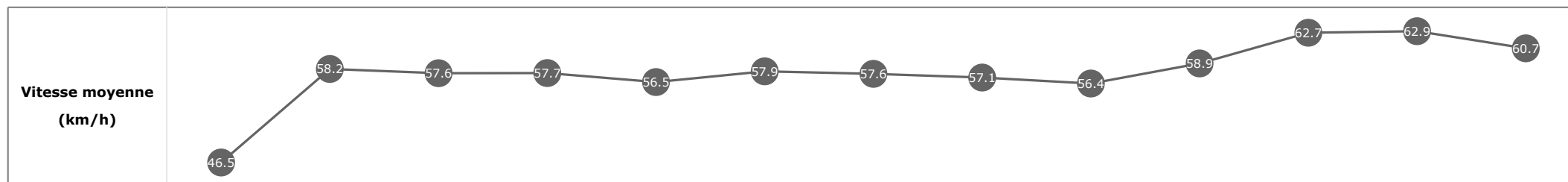


Statistiques Tracking
DEAUVILLE
C5 - PRIX HOCQUART LONGINES - 2500m
samedi 8 août 2020 - 16:25

Cheval **KETIL**
 Jockey **S. PASQUIER**
 Rang d'arrivée **2**
 Temps de parcours **02:38.59**
 Tronçon le plus rapide **00:11.42** (tronçon 400m - 200m)
 Vitesse maximale **64.94** (tronçon 600m - 400m)
 Vitesse moyenne **57.8**

Données de tracking

Tronçons de 200m	DEP 2400m	2400m 2200m	2200m 2000m	2000m 1800m	1800m 1600m	1600m 1400m	1400m 1200m	1200m 1000m	1000m 800m	800m 600m	600m 400m	400m 200m	200m ARR
Temps de parcours	00:11.16	00:23.55	00:36.04	00:48.54	01:01.19	01:13.72	01:26.22	01:38.77	01:51.54	02:03.76	02:15.28	02:26.71	02:38.59
Temps du tronçon	00:11.22	00:12.39	00:12.48	00:12.49	00:12.65	00:12.52	00:12.50	00:12.55	00:12.76	00:12.21	00:11.52	00:11.42	00:11.87
Vitesse moyenne	46.5	58.2	57.6	57.7	56.5	57.9	57.6	57.1	56.4	58.9	62.7	62.9	60.7

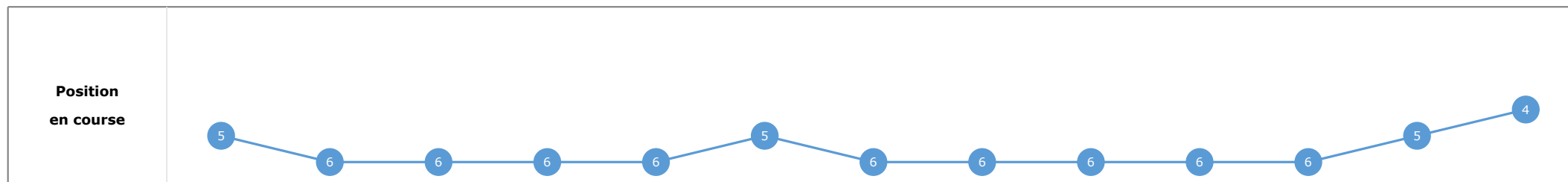
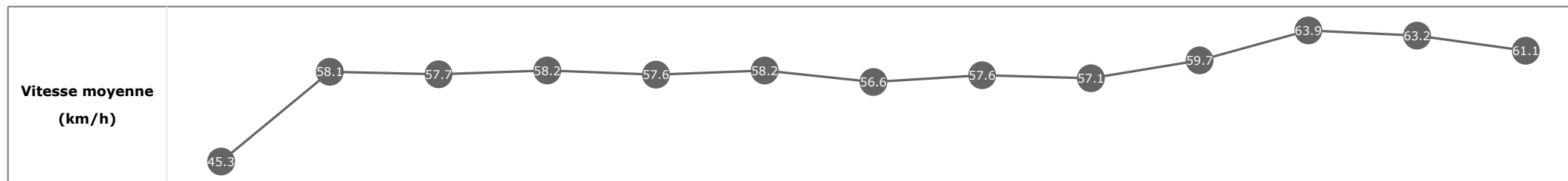


Statistiques Tracking
DEAUVILLE
C5 - PRIX HOCQUART LONGINES - 2500m
samedi 8 août 2020 - 16:25

Cheval **PAO ALTO**
 Jockey **M. GUYON**
 Rang d'arrivée **3**
 Temps de parcours **02:38.66**
 Tronçon le plus rapide **00:11.39** (tronçon 400m - 200m)
 Vitesse maximale **66.71** (tronçon 600m - 400m)
 Vitesse moyenne **58**

Données de tracking

Tronçons de 200m	DEP 2400m	2400m 2200m	2200m 2000m	2000m 1800m	1800m 1600m	1600m 1400m	1400m 1200m	1200m 1000m	1000m 800m	800m 600m	600m 400m	400m 200m	200m ARR
Temps de parcours	00:11.52	00:23.94	00:36.46	00:48.89	01:01.47	01:13.92	01:26.58	01:39.17	01:51.86	02:04.04	02:15.46	02:26.86	02:38.66
Temps du tronçon	00:11.58	00:12.42	00:12.52	00:12.42	00:12.58	00:12.44	00:12.65	00:12.59	00:12.69	00:12.18	00:11.41	00:11.39	00:11.79
Vitesse moyenne	45.3	58.1	57.7	58.2	57.6	58.2	56.6	57.6	57.1	59.7	63.9	63.2	61.1


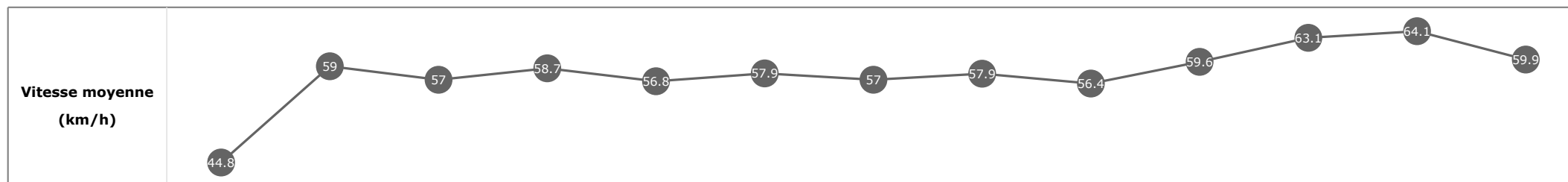


Statistiques Tracking
DEAUVILLE
C5 - PRIX HOCQUART LONGINES - 2500m
samedi 8 août 2020 - 16:25

Cheval **DICK WHITTINGTON**
 Jockey **G. BENOIST**
 Rang d'arrivée **4**
 Temps de parcours **02:38.64**
 Tronçon le plus rapide **00:11.21** (tronçon 400m - 200m)
 Vitesse maximale **66.02** (tronçon 400m - 200m)
 Vitesse moyenne **57.8**

Données de tracking

Tronçons de 200m	DEP 2400m	2400m 2200m	2200m 2000m	2000m 1800m	1800m 1600m	1600m 1400m	1400m 1200m	1200m 1000m	1000m 800m	800m 600m	600m 400m	400m 200m	200m ARR
Temps de parcours	00:11.63	00:23.79	00:36.41	00:48.82	01:01.46	01:13.93	01:26.55	01:39.04	01:51.78	02:03.94	02:15.37	02:26.58	02:38.64
Temps du tronçon	00:11.70	00:12.15	00:12.61	00:12.41	00:12.64	00:12.47	00:12.61	00:12.48	00:12.74	00:12.15	00:11.42	00:11.21	00:12.05
Vitesse moyenne	44.8	59	57	58.7	56.8	57.9	57	57.9	56.4	59.6	63.1	64.1	59.9

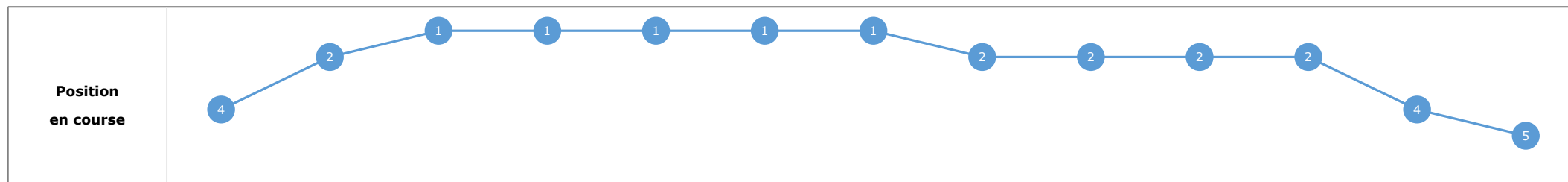
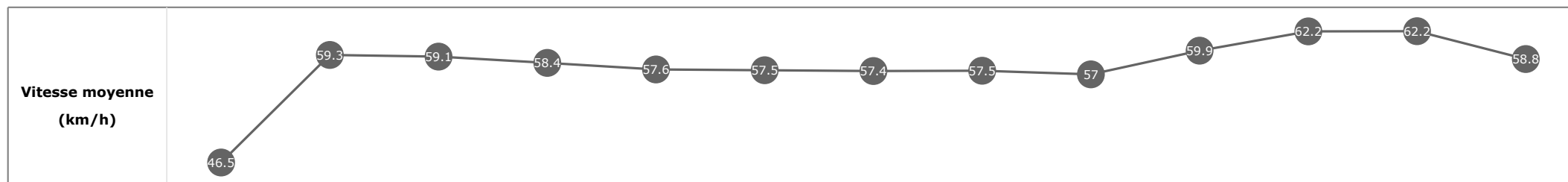


Statistiques Tracking
DEAUVILLE
C5 - PRIX HOCQUART LONGINES - 2500m
samedi 8 août 2020 - 16:25

Cheval **VOLKAN STAR**
 Jockey **JW. DOYLE**
 Rang d'arrivée **5**
 Temps de parcours **02:39.06**
 Tronçon le plus rapide **00:11.59** (tronçon 400m - 200m)
 Vitesse maximale **63.68** (tronçon 400m - 200m)
 Vitesse moyenne **58**

Données de tracking

Tronçons de 200m	DEP 2400m	2400m 2200m	2200m 2000m	2000m 1800m	1800m 1600m	1600m 1400m	1400m 1200m	1200m 1000m	1000m 800m	800m 600m	600m 400m	400m 200m	200m ARR
Temps de parcours	00:11.16	00:23.42	00:35.68	00:48.17	01:00.83	01:13.30	01:25.93	01:38.53	01:51.35	02:03.52	02:15.20	02:26.79	02:39.06
Temps du tronçon	00:11.23	00:12.26	00:12.25	00:12.49	00:12.65	00:12.47	00:12.62	00:12.60	00:12.81	00:12.16	00:11.68	00:11.59	00:12.27
Vitesse moyenne	46.5	59.3	59.1	58.4	57.6	57.5	57.4	57.5	57	59.9	62.2	62.2	58.8



Statistiques Tracking
DEAUVILLE
C5 - PRIX HOCQUART LONGINES - 2500m
samedi 8 août 2020 - 16:25

Cheval **TUSCAN GAZE**
 Jockey **PC. BOUDOT**
 Rang d'arrivée **6**
 Temps de parcours **02:39.41**
 Tronçon le plus rapide **00:11.57** (tronçon 600m - 400m)
 Vitesse maximale **64.62** (tronçon 600m - 400m)
 Vitesse moyenne **57.7**

Données de tracking

Tronçons de 200m	DEP 2400m	2400m 2200m	2200m 2000m	2000m 1800m	1800m 1600m	1600m 1400m	1400m 1200m	1200m 1000m	1000m 800m	800m 600m	600m 400m	400m 200m	200m ARR
Temps de parcours	00:11.16	00:23.67	00:36.13	00:48.51	01:01.12	01:13.62	01:26.26	01:38.83	01:51.64	02:03.79	02:15.37	02:26.96	02:39.41
Temps du tronçon	00:11.22	00:12.51	00:12.45	00:12.38	00:12.61	00:12.49	00:12.63	00:12.57	00:12.80	00:12.15	00:11.57	00:11.59	00:12.44
Vitesse moyenne	46.5	57.6	58.2	58.2	57.9	57.7	56.8	57.8	56.7	59.4	63.1	62.2	57.7

