


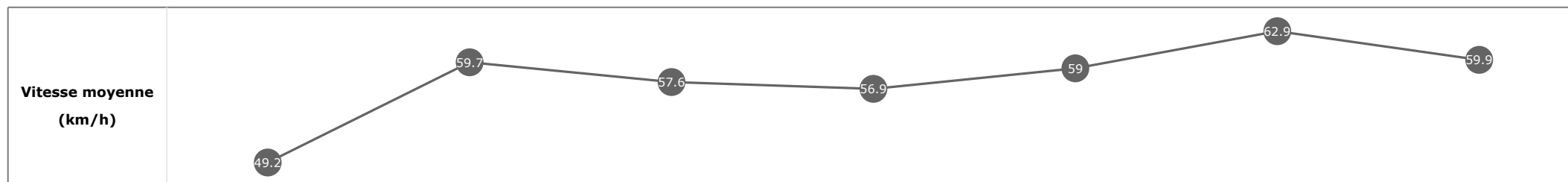
C2 - PRIX DE TOUR-EN-BESSIN - CATEGORIE DEVOUEMENT POUR LES COURSES - 1400m  
jeudi 13 août 2020 - 17:14

Partant (corde)	Cheval	Arrivée officielle	Tronçons de 200m		DEP - 1000m	1000m - 800m	800m - 600m	600m - 400m	400m - 200m	200m - ARR	Temps officiel	Derniers 600m	Parcouru vs. 1er
			Vitesse Max	200m les plus rapides	Temps passage en tête	Durée du tronçon	00:27.13	00:39.74	00:52.58	01:05.08			
					T1	T2	T3	T4	T5	T6			
2 (7)	<b>HOMERYAN</b> PC. BOUDOT	1	65.34 T5	00:11.52 T5	<b>00:27.83</b> 7 00:27.83	<b>00:40.37</b> 7 00:12.54	<b>00:53.11</b> 7 00:12.73	<b>01:05.41</b> 6 00:12.30	<b>01:16.94</b> 2 00:11.52	<b>01:28.90</b> 00:11.96	1'28"91	00:35.78	
5 (4)	<b>KALAOS</b> O. PESLIER	2	64.37 T5	00:11.77 T5	<b>00:27.25</b> 2 00:27.25	<b>00:39.85</b> 2 00:12.59	<b>00:52.64</b> 2 00:12.79	<b>01:05.08</b> 1 00:12.44	<b>01:16.86</b> 1 00:11.77	<b>01:29.20</b> 00:12.34	1'29"19	00:36.56	1.52
6 (5)	<b>ADHAMO</b> M. GUYON	3	65.12 T5	00:11.59 T5	<b>00:27.68</b> 6 00:27.68	<b>00:40.26</b> 6 00:12.58	<b>00:53.08</b> 6 00:12.82	<b>01:05.46</b> 7 00:12.37	<b>01:17.05</b> 4 00:11.59	<b>01:29.19</b> 00:12.13	1'29"22	00:36.11	4.99
4 (1)	<b>NEMBO KID</b> M. BARZALONA	4	63.86 T5	00:11.92 T5	<b>00:27.13</b> 1 00:27.13	<b>00:39.74</b> 1 00:12.61	<b>00:52.58</b> 1 00:12.84	<b>01:05.09</b> 2 00:12.50	<b>01:17.01</b> 3 00:11.92	<b>01:29.50</b> 00:12.48	1'29"47	00:36.91	-1.14
3 (2)	<b>OLYMPIC TROPHY</b> S. PASQUIER	5	63.22 T5	00:11.93 T5	<b>00:27.40</b> 4 00:27.40	<b>00:39.99</b> 3 00:12.59	<b>00:52.83</b> 3 00:12.83	<b>01:05.19</b> 3 00:12.36	<b>01:17.13</b> 5 00:11.93	<b>01:29.82</b> 00:12.69	1'29"85	00:36.99	-2.00
7 (3)	<b>ORNAMENTAL GLITTER</b> C. DEMURO	6	62.75 T5	00:11.95 T5	<b>00:27.47</b> 5 00:27.47	<b>00:40.08</b> 5 00:12.60	<b>00:52.91</b> 5 00:12.82	<b>01:05.41</b> 5 00:12.50	<b>01:17.36</b> 6 00:11.95	<b>01:30.09</b> 00:12.72	1'30"14	00:37.18	2.25
1 (6)	<b>MIRAGE REVE</b> P. BAZIRE	7	62.42 T5	00:12.08 T5	<b>00:27.39</b> 3 00:27.39	<b>00:40.00</b> 4 00:12.60	<b>00:52.83</b> 4 00:12.83	<b>01:05.31</b> 4 00:12.47	<b>01:17.39</b> 7 00:12.08	<b>01:30.22</b> 00:12.82	1'30"26	00:37.38	5.95

Cheval **HOMERYAN**  
 Jockey **PC. BOUDOT**  
 Rang d'arrivée **1**  
 Temps de parcours **01:28.90**  
 Tronçon le plus rapide **00:11.52** (tronçon 400m - 200m)  
 Vitesse maximale **65.34** (tronçon 400m - 200m)  
 Vitesse moyenne **57.5**

#### Données de tracking

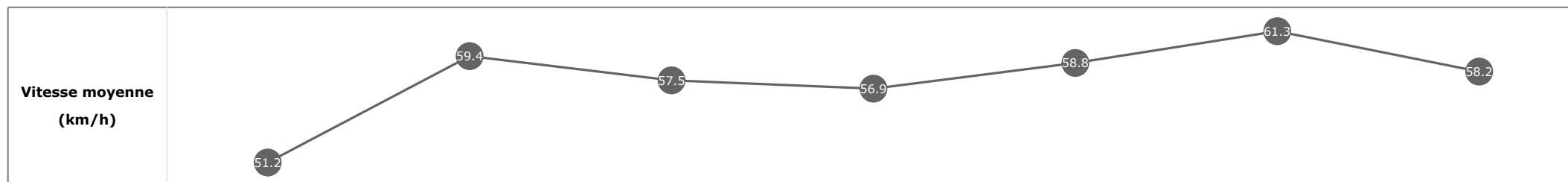
Tronçons de 200m	DEP 1200m	1200m 1000m	1000m 800m	800m 600m	600m 400m	400m 200m	200m ARR
<b>Temps de parcours</b>	<b>00:15.73</b>	<b>00:27.83</b>	<b>00:40.37</b>	<b>00:53.11</b>	<b>01:05.41</b>	<b>01:16.94</b>	<b>01:28.90</b>
Temps du tronçon	00:15.78	00:12.09	00:12.54	00:12.73	00:12.30	00:11.52	00:11.96
<b>Vitesse moyenne</b>	49.2	59.7	57.6	56.9	59	62.9	59.9



Cheval **KALAOS**  
 Jockey O. PESLIER  
 Rang d'arrivée **2**  
 Temps de parcours **01:29.20**  
 Tronçon le plus rapide **00:11.77** (tronçon 400m - 200m)  
 Vitesse maximale **64.37** (tronçon 400m - 200m)  
 Vitesse moyenne **57.4**

Données de tracking

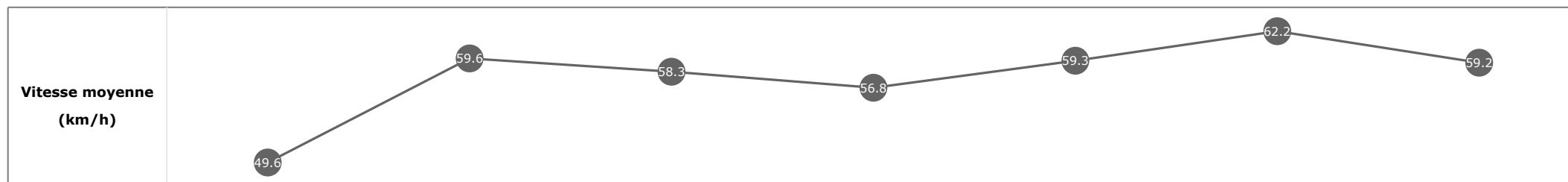
Tronçons de 200m	DEP 1200m	1200m 1000m	1000m 800m	800m 600m	600m 400m	400m 200m	200m ARR
<b>Temps de parcours</b>	<b>00:15.13</b>	<b>00:27.25</b>	<b>00:39.85</b>	<b>00:52.64</b>	<b>01:05.08</b>	<b>01:16.86</b>	<b>01:29.20</b>
Temps du tronçon	00:15.18	00:12.11	00:12.59	00:12.79	00:12.44	00:11.77	00:12.34
<b>Vitesse moyenne</b>	51.2	59.4	57.5	56.9	58.8	61.3	58.2



Cheval **ADHAMO**  
 Jockey M. GUYON  
 Rang d'arrivée **3**  
 Temps de parcours **01:29.19**  
 Tronçon le plus rapide **00:11.59** (tronçon 400m - 200m)  
 Vitesse maximale **65.12** (tronçon 400m - 200m)  
 Vitesse moyenne **57.5**

Données de tracking

Tronçons de 200m	DEP 1200m	1200m 1000m	1000m 800m	800m 600m	600m 400m	400m 200m	200m ARR
<b>Temps de parcours</b>	<b>00:15.51</b>	<b>00:27.68</b>	<b>00:40.26</b>	<b>00:53.08</b>	<b>01:05.46</b>	<b>01:17.05</b>	<b>01:29.19</b>
Temps du tronçon	00:15.55	00:12.17	00:12.58	00:12.82	00:12.37	00:11.59	00:12.13
<b>Vitesse moyenne</b>	49.6	59.6	58.3	56.8	59.3	62.2	59.2

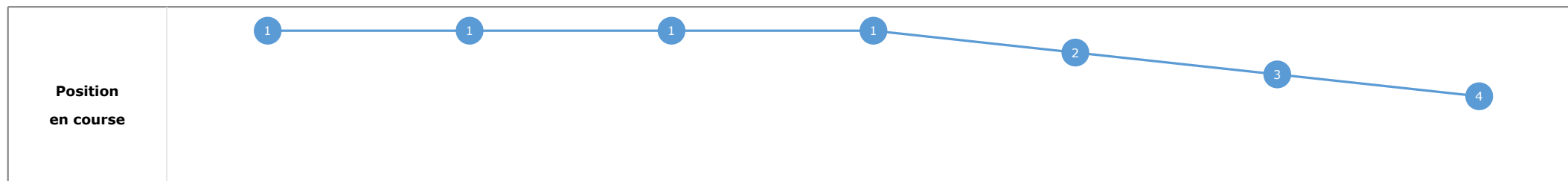
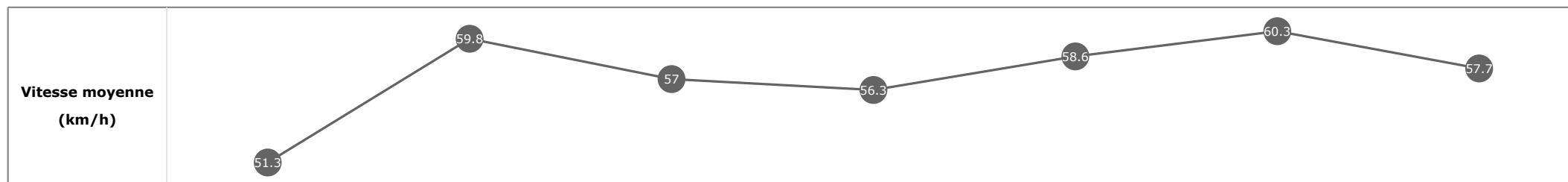


**Statistiques Tracking**  
**DEAUVILLE**  
**C2 - PRIX DE TOUR-EN-BESSIN - CATEGORIE DEVOUEMENT POUR LES COURSES - 1400m**  
**jeudi 13 août 2020 - 17:14**

Cheval **NEMBO KID**  
 Jockey **M. BARZALONA**  
 Rang d'arrivée **4**  
 Temps de parcours **01:29.50**  
 Tronçon le plus rapide **00:11.92** (tronçon 400m - 200m)  
 Vitesse maximale **63.86** (tronçon 400m - 200m)  
 Vitesse moyenne **57.1**

**Données de tracking**

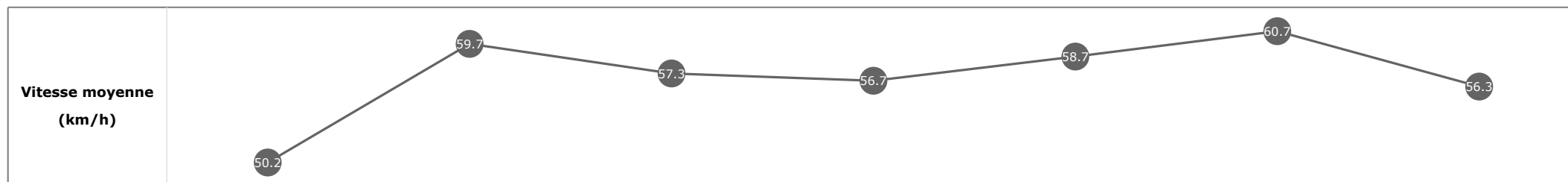
Tronçons de 200m	DEP 1200m	1200m 1000m	1000m 800m	800m 600m	600m 400m	400m 200m	200m ARR
<b>Temps de parcours</b>	<b>00:15.06</b>	<b>00:27.13</b>	<b>00:39.74</b>	<b>00:52.58</b>	<b>01:05.09</b>	<b>01:17.01</b>	<b>01:29.50</b>
Temps du tronçon	00:15.11	00:12.06	00:12.61	00:12.84	00:12.50	00:11.92	00:12.48
<b>Vitesse moyenne</b>	51.3	59.8	57	56.3	58.6	60.3	57.7



Cheval **OLYMPIC TROPHY**  
 Jockey **S. PASQUIER**  
 Rang d'arrivée **5**  
 Temps de parcours **01:29.82**  
 Tronçon le plus rapide **00:11.93** (tronçon 400m - 200m)  
 Vitesse maximale **63.22** (tronçon 400m - 200m)  
 Vitesse moyenne **56.8**

Données de tracking


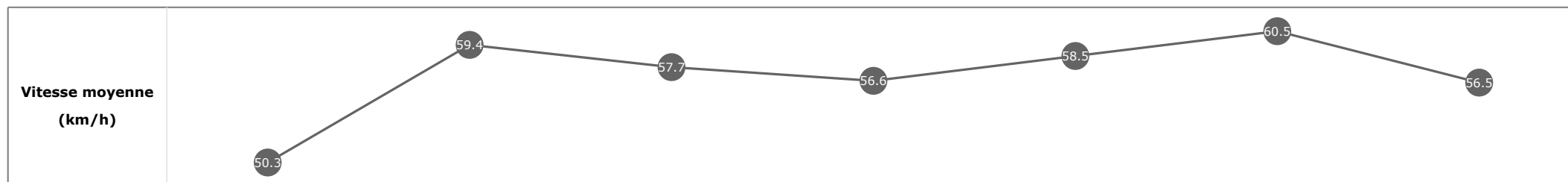
Tronçons de 200m	DEP 1200m	1200m 1000m	1000m 800m	800m 600m	600m 400m	400m 200m	200m ARR
<b>Temps de parcours</b>	<b>00:15.32</b>	<b>00:27.40</b>	<b>00:39.99</b>	<b>00:52.83</b>	<b>01:05.19</b>	<b>01:17.13</b>	<b>01:29.82</b>
Temps du tronçon	00:15.37	00:12.08	00:12.59	00:12.83	00:12.36	00:11.93	00:12.69
<b>Vitesse moyenne</b>	50.2	59.7	57.3	56.7	58.7	60.7	56.3



Cheval **ORNAMENTAL GLITTER**  
 Jockey C. DEMURO  
 Rang d'arrivée **6**  
 Temps de parcours **01:30.09**  
 Tronçon le plus rapide **00:11.95** (tronçon 400m - 200m)  
 Vitesse maximale **62.75** (tronçon 400m - 200m)  
 Vitesse moyenne **56.9**

Données de tracking

Tronçons de 200m	DEP 1200m	1200m 1000m	1000m 800m	800m 600m	600m 400m	400m 200m	200m ARR
<b>Temps de parcours</b>	<b>00:15.30</b>	<b>00:27.47</b>	<b>00:40.08</b>	<b>00:52.91</b>	<b>01:05.41</b>	<b>01:17.36</b>	<b>01:30.09</b>
Temps du tronçon	00:15.35	00:12.17	00:12.60	00:12.82	00:12.50	00:11.95	00:12.72
<b>Vitesse moyenne</b>	50.3	59.4	57.7	56.6	58.5	60.5	56.5



Cheval **MIRAGE REVE**  
 Jockey P. BAZIRE  
 Rang d'arrivée **7**  
 Temps de parcours **01:30.22**  
 Tronçon le plus rapide **00:12.08** (tronçon 400m - 200m)  
 Vitesse maximale **62.42** (tronçon 400m - 200m)  
 Vitesse moyenne **56.9**

Données de tracking

Tronçons de 200m	DEP 1200m	1200m 1000m	1000m 800m	800m 600m	600m 400m	400m 200m	200m ARR
<b>Temps de parcours</b>	<b>00:15.28</b>	<b>00:27.39</b>	<b>00:40.00</b>	<b>00:52.83</b>	<b>01:05.31</b>	<b>01:17.39</b>	<b>01:30.22</b>
Temps du tronçon	00:15.33	00:12.10	00:12.60	00:12.83	00:12.47	00:12.08	00:12.82
<b>Vitesse moyenne</b>	50.4	59.7	58.1	57.1	58.7	59.7	56.1

