

C3 - PRIX DU QUAI SAINTE-CATHERINE - CATEGORIE JEUNE ESPOIR - 2500m  
jeudi 13 août 2020 - 17:51

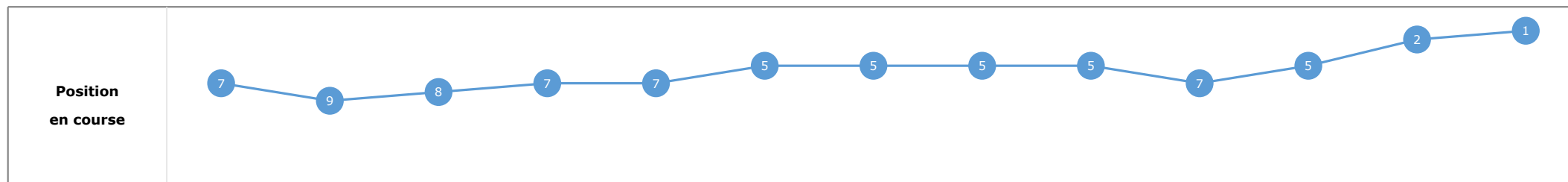
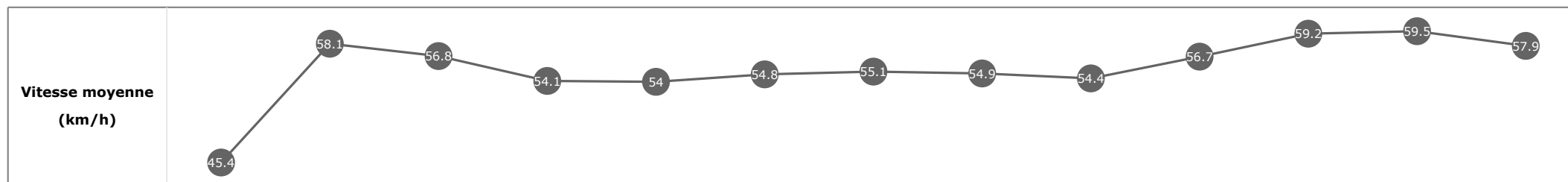
Partant (corde)	Cheval	Arrivée officielle	Tronçons de 200m		DEP - 1000m		1000m - 800m		800m - 600m		600m - 400m		400m - 200m		200m - ARR		Temps officiel	Derniers 600m	Parcouru vs. 1er
			Vitesse Max	200m les plus rapides	Temps passage en tête	Durée du tronçon	01:42.10	01:42.10	01:55.36	00:13.26	02:08.14	00:12.77	02:20.44	00:12.30	02:32.84	00:12.39			
					T1	T2	T3	T4	T5	T6									
6 (1)	REVENTADOR O. PESLIER	1	62.10 T5	00:12.15 T5	01:42.37 01:42.37	5 00:13.29	01:55.67 00:12.78	5 00:12.78	02:08.45 00:12.23	7 00:12.23	5 00:12.15	02:32.85 00:12.15	2 00:12.47	02:45.32 00:12.47	2'45"54	00:36.87			
16 (5)	LADY MAX C. PACAUT	2	62.53 T5	00:12.08 T5	01:42.82 01:42.82	11 00:12.89	01:55.71 00:12.79	7 00:12.79	02:08.51 00:12.79	9 00:12.24	7 00:12.24	02:32.84 00:12.08	1 00:12.85	02:45.70 00:12.85	2'45"78	00:37.18	-3.35		
2 (3)	SALOCIN J. CABRE	3	63.00 T5	00:12.10 T5	01:42.65 01:42.65	9 00:13.26	01:55.91 00:12.77	10 00:12.77	02:08.68 00:12.77	12 00:12.19	8 00:12.19	02:32.98 00:12.10	3 00:12.83	02:45.82 00:12.83	2'45"97	00:37.13	1.43		
8 (6)	CORDEY SPRITE C. GROSBOIS	4	61.02 T1	00:12.17 T5	01:42.90 01:42.90	13 00:13.11	01:56.02 00:12.71	11 00:12.71	02:08.73 00:12.71	13 00:12.31	11 00:12.31	02:33.23 00:12.17	6 00:12.81	02:46.05 00:12.81	2'46"19	00:37.31	2.56		
12 (9)	BARBADIN E. HARDOUIN	5	62.71 T5	00:12.20 T4	01:43.06 01:43.06	14 00:13.28	01:56.35 00:12.55	14 00:12.55	02:08.90 00:12.20	15 00:12.20	12 00:12.20	02:33.36 00:12.25	10 00:12.88	02:46.25 00:12.88	2'46"38	00:37.34	12.99		
9 (10)	LIBERTE ABSOLUE A. POUCHIN	6	62.32 T1	00:12.30 T3	01:42.85 01:42.85	12 00:13.33	01:56.18 00:12.30	13 00:12.30	02:08.48 00:12.30	8 00:12.43	9 00:12.43	02:33.34 00:12.42	8 00:12.91	02:46.26 00:12.91	2'46"43	00:37.78	19.10		
1 (12)	DECBOU L. BOISSEAU	7	62.75 T1	00:12.36 T4	01:42.21 01:42.21	3 00:13.24	01:55.46 00:12.67	3 00:12.67	02:08.14 00:12.67	1 00:12.67	2 00:12.36	02:33.06 00:12.56	4 00:13.23	02:46.30 00:13.23	2'46"46	00:38.16	11.61		
10 (16)	ZINOUI G. BENOIST	8	62.86 T1	00:12.36 T4	01:43.09 01:43.09	15 00:13.35	01:56.44 00:12.38	15 00:12.38	02:08.82 00:12.38	14 00:12.36	14 00:12.36	02:33.56 00:12.37	13 00:12.90	02:46.47 00:12.90	2'46"57	00:37.64	21.28		
7 (13)	CHICHIOLINA M. GUYON	9	60.62 T1	00:12.27 T4	01:42.18 01:42.18	2 00:13.34	01:55.52 00:12.79	4 00:12.79	02:08.31 00:12.79	5 00:12.27	3 00:12.27	02:33.19 00:12.60	5 00:13.46	02:46.66 00:13.46	2'46"71	00:38.34	0.24		
5 (8)	KING OF MY HEART PC. BOUDOT	10	61.27 T1	00:12.34 T4	01:42.48 01:42.48	6 00:13.27	01:55.76 00:12.62	8 00:12.62	02:08.38 00:12.62	6 00:12.34	6 00:12.34	02:33.36 00:12.62	9 00:13.40	02:46.76 00:13.40	2'46"89	00:38.37	12.06		
15 (7)	LIEUREY A. COUTIER	11	63.47 T3	00:12.24 T5	01:43.42 01:43.42	16 00:13.15	01:56.57 00:12.41	16 00:12.41	02:08.98 00:12.41	16 00:12.33	15 00:12.33	02:33.57 00:12.24	14 00:13.52	02:47.09 00:13.52	2'47"21	00:38.10	9.41		
13 (11)	PALE PERFECT S. PASQUIER	12	60.70 T1	00:12.28 T1	01:42.10 01:42.10	1 00:13.29	01:55.39 00:12.81	2 00:12.81	02:08.20 00:12.81	3 00:12.81	4 00:12.42	02:33.39 00:12.77	11 00:14.01	02:47.41 00:14.01	2'47"43	00:39.20	2.07		
3 (14)	RUZZINI T. BACHELOT	13	63.97 T4	00:12.24 T4	01:42.61 01:42.61	8 00:13.25	01:55.87 00:12.32	9 00:12.32	02:08.20 00:12.32	2 00:12.32	1 00:12.24	02:33.24 00:12.79	7 00:14.88	02:48.13 00:14.88	2'48"20	00:39.93	21.75		
4 (4)	KONGASTET M. BARZALONA	14	61.56 T1	00:12.23 T1	01:42.81 01:42.81	10 00:13.27	01:56.09 00:12.57	12 00:12.57	02:08.67 00:12.57	11 00:12.33	10 00:12.33	02:33.54 00:12.53	12 00:14.82	02:48.36 00:14.82	2'48"37	00:39.69	8.97		
14 (15)	KARAKORUM A. LEMAITRE	15	60.26 T1	00:12.49 T1	01:42.35 01:42.35	4 00:13.33	01:55.68 00:12.85	6 00:12.85	02:08.54 00:12.85	10 00:12.84	16 00:12.84	02:34.53 00:13.14	15 00:15.49	02:50.02 00:15.49	2'50"01	00:41.48	21.69		
11 (2)	AMIATA C. DEMURO	16	60.52 T1	00:12.31 T1	01:42.49 01:42.49	7 00:12.87	01:55.36 00:12.92	1 00:12.92	02:08.29 00:12.92	4 00:12.92	13 00:12.87	02:34.74 00:13.57	16 00:15.78	02:50.52 00:15.78	2'50"43	00:42.23	-2.46		

**Statistiques Tracking**  
**DEAUVILLE**  
**C3 - PRIX DU QUAI SAINTE-CATHERINE - CATEGORIE JEUNE ESPOIR - 2500m**  
**jeudi 13 août 2020 - 17:51**

Cheval **REVENTADOR**  
 Jockey **O. PESLIER**  
 Rang d'arrivée **1**  
 Temps de parcours **02:45.32**  
 Tronçon le plus rapide **00:12.15** (tronçon 400m - 200m)  
 Vitesse maximale **62.10** (tronçon 400m - 200m)  
 Vitesse moyenne **55.5**

**Données de tracking**

Tronçons de 200m	DEP 2400m	2400m 2200m	2200m 2000m	2000m 1800m	1800m 1600m	1600m 1400m	1400m 1200m	1200m 1000m	1000m 800m	800m 600m	600m 400m	400m 200m	200m ARR
<b>Temps de parcours</b>	<b>00:11.44</b>	<b>00:23.84</b>	<b>00:36.51</b>	<b>00:49.76</b>	<b>01:03.06</b>	<b>01:16.23</b>	<b>01:29.31</b>	<b>01:42.37</b>	<b>01:55.67</b>	<b>02:08.45</b>	<b>02:20.69</b>	<b>02:32.85</b>	<b>02:45.32</b>
Temps du tronçon	00:11.51	00:12.39	00:12.66	00:13.24	00:13.30	00:13.16	00:13.08	00:13.06	00:13.29	00:12.78	00:12.23	00:12.15	00:12.47
<b>Vitesse moyenne</b>	45.4	58.1	56.8	54.1	54	54.8	55.1	54.9	54.4	56.7	59.2	59.5	57.9


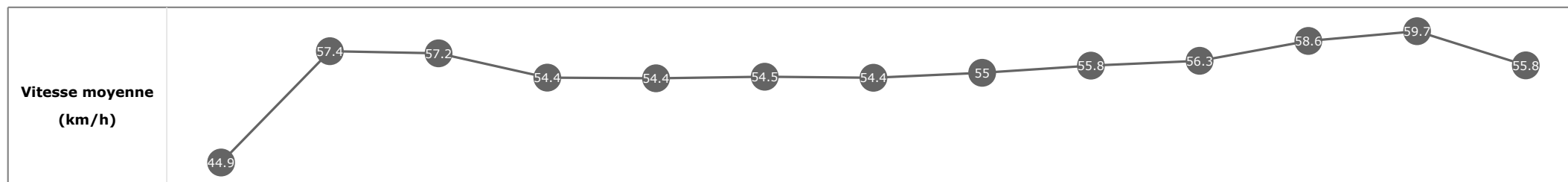


**Statistiques Tracking**  
**DEAUVILLE**  
**C3 - PRIX DU QUAI SAINTE-CATHERINE - CATEGORIE JEUNE ESPOIR - 2500m**  
**jeudi 13 août 2020 - 17:51**

Cheval **LADY MAX**  
 Jockey **C. PACAUT**  
 Rang d'arrivée **2**  
 Temps de parcours **02:45.70**  
 Tronçon le plus rapide **00:12.08** (tronçon 400m - 200m)  
 Vitesse maximale **62.53** (tronçon 400m - 200m)  
 Vitesse moyenne **55.3**

**Données de tracking**

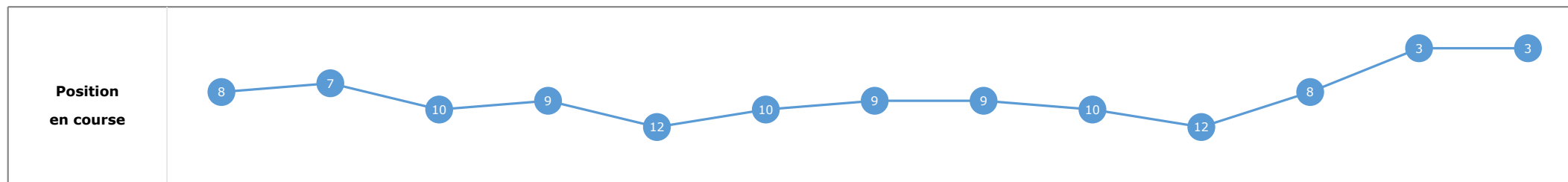
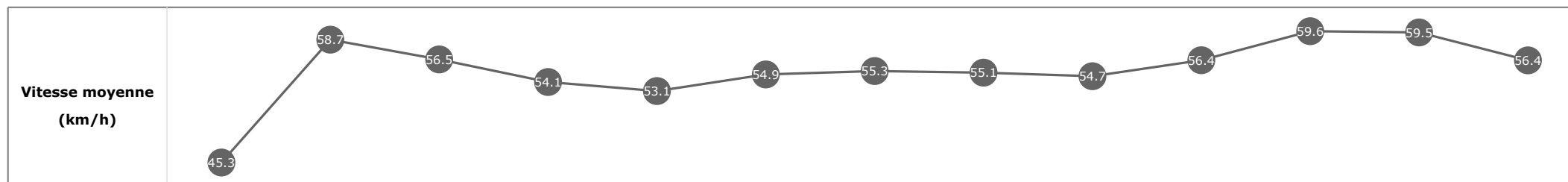
Tronçons de 200m	DEP 2400m	2400m 2200m	2200m 2000m	2000m 1800m	1800m 1600m	1600m 1400m	1400m 1200m	1200m 1000m	1000m 800m	800m 600m	600m 400m	400m 200m	200m ARR
<b>Temps de parcours</b>	<b>00:11.56</b>	<b>00:24.10</b>	<b>00:36.76</b>	<b>00:50.02</b>	<b>01:03.25</b>	<b>01:16.45</b>	<b>01:29.67</b>	<b>01:42.82</b>	<b>01:55.71</b>	<b>02:08.51</b>	<b>02:20.76</b>	<b>02:32.84</b>	<b>02:45.70</b>
Temps du tronçon	00:11.63	00:12.53	00:12.66	00:13.26	00:13.22	00:13.20	00:13.21	00:13.14	00:12.89	00:12.79	00:12.24	00:12.08	00:12.85
<b>Vitesse moyenne</b>	44.9	57.4	57.2	54.4	54.4	54.5	54.4	55	55.8	56.3	58.6	59.7	55.8



Cheval **SALOCIN**  
 Jockey **J. CABRE**  
 Rang d'arrivée **3**  
 Temps de parcours **02:45.82**  
 Tronçon le plus rapide **00:12.10** (tronçon 400m - 200m)  
 Vitesse maximale **63.00** (tronçon 400m - 200m)  
 Vitesse moyenne **55.4**

### Données de tracking

Tronçons de 200m	DEP 2400m	2400m 2200m	2200m 2000m	2000m 1800m	1800m 1600m	1600m 1400m	1400m 1200m	1200m 1000m	1000m 800m	800m 600m	600m 400m	400m 200m	200m ARR
<b>Temps de parcours</b>	<b>00:11.52</b>	<b>00:23.82</b>	<b>00:36.55</b>	<b>00:49.87</b>	<b>01:03.38</b>	<b>01:16.49</b>	<b>01:29.61</b>	<b>01:42.65</b>	<b>01:55.91</b>	<b>02:08.68</b>	<b>02:20.88</b>	<b>02:32.98</b>	<b>02:45.82</b>
Temps du tronçon	00:11.58	00:12.30	00:12.72	00:13.31	00:13.51	00:13.11	00:13.11	00:13.04	00:13.26	00:12.77	00:12.19	00:12.10	00:12.83
<b>Vitesse moyenne</b>	45.3	58.7	56.5	54.1	53.1	54.9	55.3	55.1	54.7	56.4	59.6	59.5	56.4

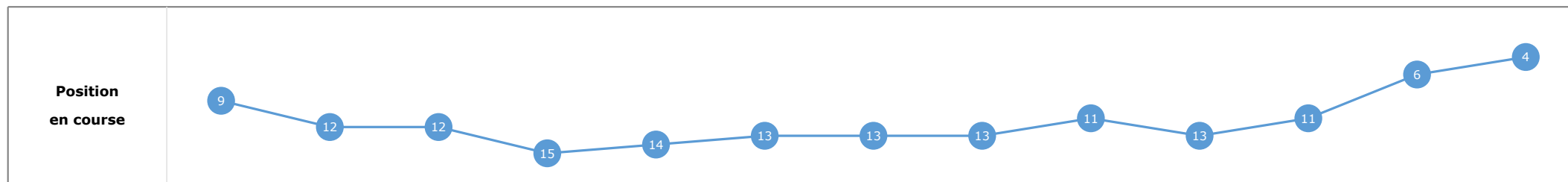
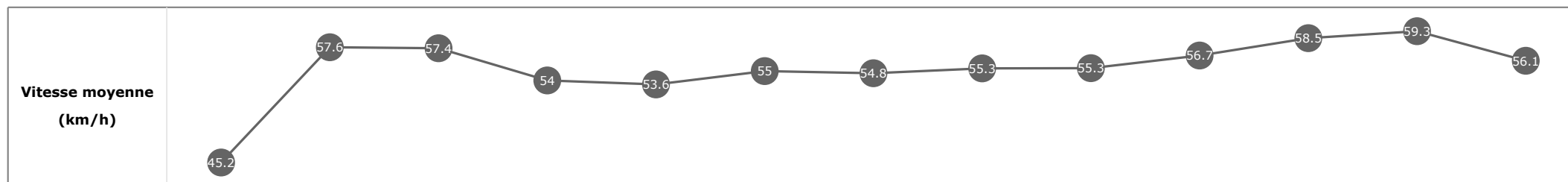


**Statistiques Tracking**  
**DEAUVILLE**  
**C3 - PRIX DU QUAI SAINTE-CATHERINE - CATEGORIE JEUNE ESPOIR - 2500m**  
**jeudi 13 août 2020 - 17:51**

Cheval **CORDEY SPRITE**  
 Jockey **C. GROUSBOIS**  
 Rang d'arrivée **4**  
 Temps de parcours **02:46.05**  
 Tronçon le plus rapide **00:12.17** (tronçon 400m - 200m)  
 Vitesse maximale **61.02** (tronçon 2200m - 2000m)  
 Vitesse moyenne **55.3**

**Données de tracking**

Tronçons de 200m	DEP 2400m	2400m 2200m	2200m 2000m	2000m 1800m	1800m 1600m	1600m 1400m	1400m 1200m	1200m 1000m	1000m 800m	800m 600m	600m 400m	400m 200m	200m ARR
<b>Temps de parcours</b>	<b>00:11.52</b>	<b>00:24.06</b>	<b>00:36.73</b>	<b>00:50.16</b>	<b>01:03.60</b>	<b>01:16.75</b>	<b>01:29.88</b>	<b>01:42.90</b>	<b>01:56.02</b>	<b>02:08.73</b>	<b>02:21.05</b>	<b>02:33.23</b>	<b>02:46.05</b>
Temps du tronçon	00:11.59	00:12.53	00:12.67	00:13.42	00:13.44	00:13.15	00:13.12	00:13.02	00:13.11	00:12.71	00:12.31	00:12.17	00:12.81
<b>Vitesse moyenne</b>	45.2	57.6	57.4	54	53.6	55	54.8	55.3	55.3	56.7	58.5	59.3	56.1

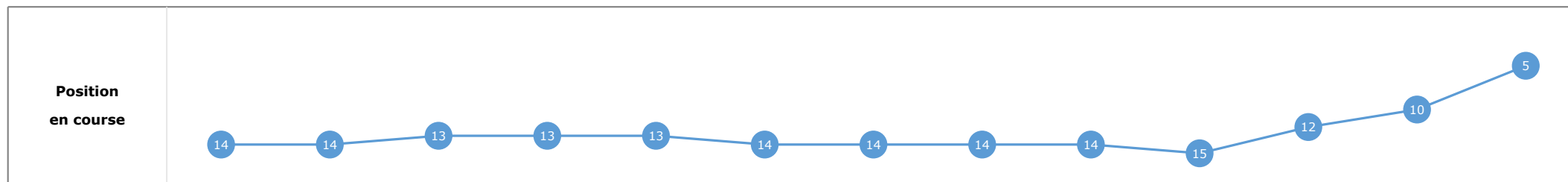
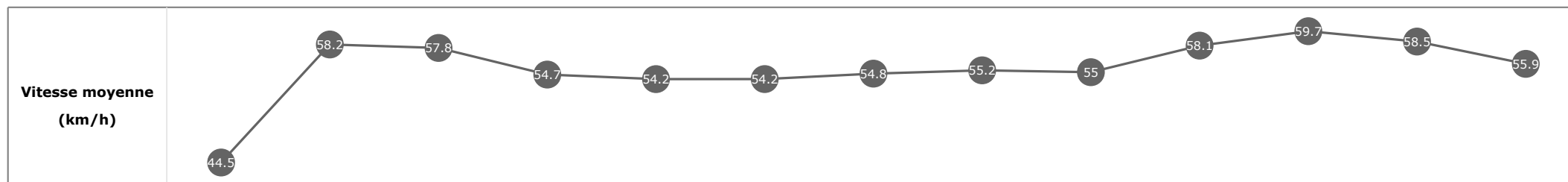


**Statistiques Tracking**  
**DEAUVILLE**  
**C3 - PRIX DU QUAI SAINTE-CATHERINE - CATEGORIE JEUNE ESPOIR - 2500m**  
**jeudi 13 août 2020 - 17:51**

Cheval **BARBADIN**  
 Jockey **E. HARDOUIN**  
 Rang d'arrivée **5**  
 Temps de parcours **02:46.25**  
 Tronçon le plus rapide **00:12.20** (tronçon 600m - 400m)  
 Vitesse maximale **62.71** (tronçon 400m - 200m)  
 Vitesse moyenne **55.5**

**Données de tracking**

Tronçons de 200m	DEP 2400m	2400m 2200m	2200m 2000m	2000m 1800m	1800m 1600m	1600m 1400m	1400m 1200m	1200m 1000m	1000m 800m	800m 600m	600m 400m	400m 200m	200m ARR
<b>Temps de parcours</b>	<b>00:11.66</b>	<b>00:24.14</b>	<b>00:36.75</b>	<b>00:50.12</b>	<b>01:03.53</b>	<b>01:16.79</b>	<b>01:30.01</b>	<b>01:43.06</b>	<b>01:56.35</b>	<b>02:08.90</b>	<b>02:21.11</b>	<b>02:33.36</b>	<b>02:46.25</b>
Temps du tronçon	00:11.72	00:12.47	00:12.61	00:13.37	00:13.40	00:13.25	00:13.22	00:13.05	00:13.28	00:12.55	00:12.20	00:12.25	00:12.88
<b>Vitesse moyenne</b>	44.5	58.2	57.8	54.7	54.2	54.2	54.8	55.2	55	58.1	59.7	58.5	55.9


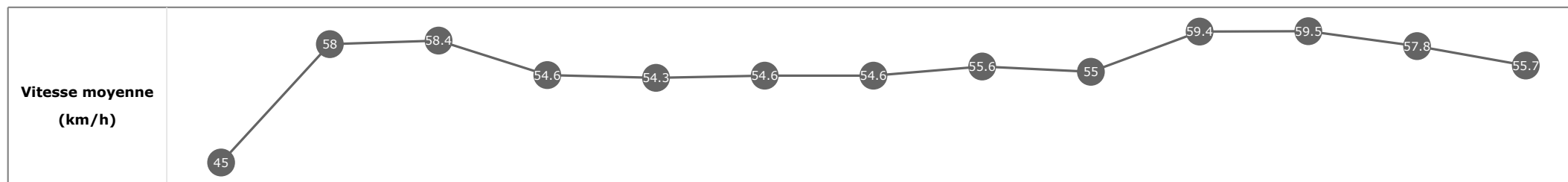


**Statistiques Tracking**  
**DEAUVILLE**  
**C3 - PRIX DU QUAI SAINTE-CATHERINE - CATEGORIE JEUNE ESPOIR - 2500m**  
**jeudi 13 août 2020 - 17:51**

Cheval **LIBERTE ABSOLUE**  
 Jockey **A. POUCHIN**  
 Rang d'arrivée **6**  
 Temps de parcours **02:46.26**  
 Tronçon le plus rapide **00:12.30** (tronçon 800m - 600m)  
 Vitesse maximale **62.32** (tronçon 2200m - 2000m)  
 Vitesse moyenne **55.6**

**Données de tracking**

Tronçons de 200m	DEP 2400m	2400m 2200m	2200m 2000m	2000m 1800m	1800m 1600m	1600m 1400m	1400m 1200m	1200m 1000m	1000m 800m	800m 600m	600m 400m	400m 200m	200m ARR
<b>Temps de parcours</b>	<b>00:11.54</b>	<b>00:24.00</b>	<b>00:36.57</b>	<b>00:49.89</b>	<b>01:03.35</b>	<b>01:16.62</b>	<b>01:29.77</b>	<b>01:42.85</b>	<b>01:56.18</b>	<b>02:08.48</b>	<b>02:20.91</b>	<b>02:33.34</b>	<b>02:46.26</b>
Temps du tronçon	00:11.61	00:12.45	00:12.57	00:13.32	00:13.46	00:13.26	00:13.15	00:13.07	00:13.33	00:12.30	00:12.43	00:12.42	00:12.91
<b>Vitesse moyenne</b>	45	58	58.4	54.6	54.3	54.6	54.6	55.6	55	59.4	59.5	57.8	55.7

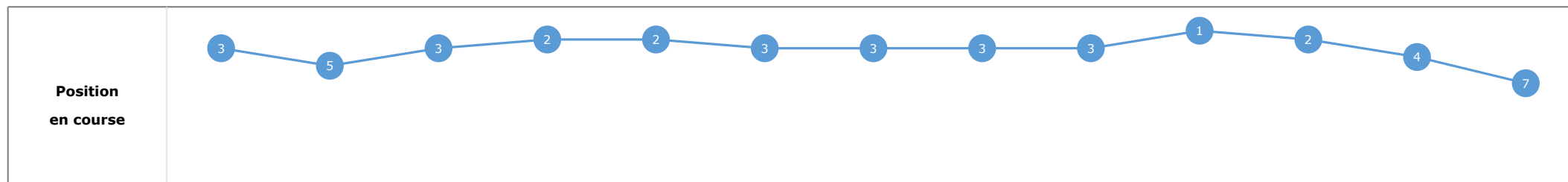
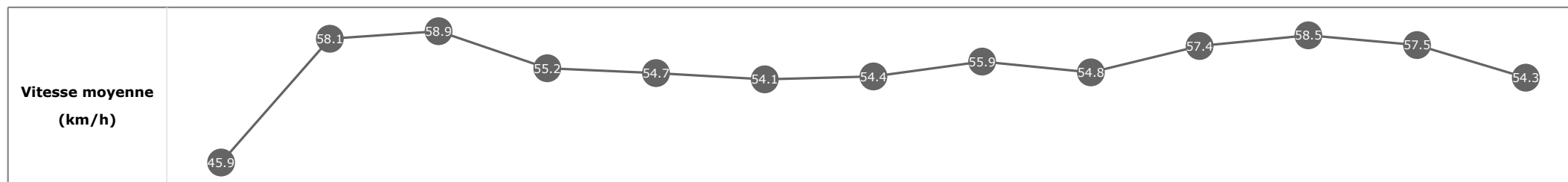


**Statistiques Tracking**  
**DEAUVILLE**  
**C3 - PRIX DU QUAI SAINTE-CATHERINE - CATEGORIE JEUNE ESPOIR - 2500m**  
**jeudi 13 août 2020 - 17:51**

Cheval **DECBOU**  
 Jockey **L. BOISSEAU**  
 Rang d'arrivée **7**  
 Temps de parcours **02:46.30**  
 Tronçon le plus rapide **00:12.36** (tronçon 600m - 400m)  
 Vitesse maximale **62.75** (tronçon 2200m - 2000m)  
 Vitesse moyenne **55.4**

**Données de tracking**

Tronçons de 200m	DEP 2400m	2400m 2200m	2200m 2000m	2000m 1800m	1800m 1600m	1600m 1400m	1400m 1200m	1200m 1000m	1000m 800m	800m 600m	600m 400m	400m 200m	200m ARR
<b>Temps de parcours</b>	<b>00:11.28</b>	<b>00:23.77</b>	<b>00:36.20</b>	<b>00:49.38</b>	<b>01:02.71</b>	<b>01:16.02</b>	<b>01:29.19</b>	<b>01:42.21</b>	<b>01:55.46</b>	<b>02:08.14</b>	<b>02:20.50</b>	<b>02:33.06</b>	<b>02:46.30</b>
Temps du tronçon	00:11.35	00:12.49	00:12.42	00:13.18	00:13.32	00:13.31	00:13.16	00:13.02	00:13.24	00:12.67	00:12.36	00:12.56	00:13.23
<b>Vitesse moyenne</b>	45.9	58.1	58.9	55.2	54.7	54.1	54.4	55.9	54.8	57.4	58.5	57.5	54.3



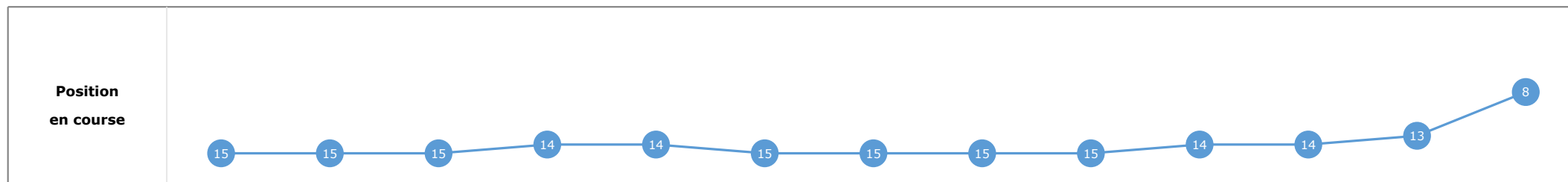
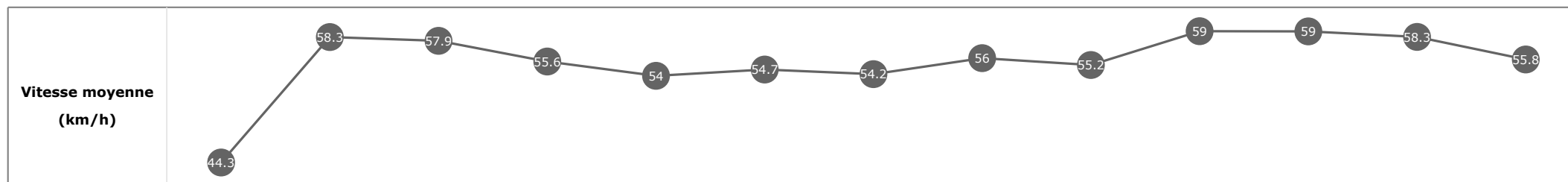


**Statistiques Tracking**  
**DEAUVILLE**  
**C3 - PRIX DU QUAI SAINTE-CATHERINE - CATEGORIE JEUNE ESPOIR - 2500m**  
**jeudi 13 août 2020 - 17:51**

Cheval **ZINOUYI**  
 Jockey **G. BENOIST**  
 Rang d'arrivée **8**  
 Temps de parcours **02:46.47**  
 Tronçon le plus rapide **00:12.36** (tronçon 600m - 400m)  
 Vitesse maximale **62.86** (tronçon 2400m - 2200m)  
 Vitesse moyenne **55.6**

**Données de tracking**

Tronçons de 200m	DEP 2400m	2400m 2200m	2200m 2000m	2000m 1800m	1800m 1600m	1600m 1400m	1400m 1200m	1200m 1000m	1000m 800m	800m 600m	600m 400m	400m 200m	200m ARR
<b>Temps de parcours</b>	<b>00:11.81</b>	<b>00:24.24</b>	<b>00:36.88</b>	<b>00:50.13</b>	<b>01:03.60</b>	<b>01:16.85</b>	<b>01:30.15</b>	<b>01:43.09</b>	<b>01:56.44</b>	<b>02:08.82</b>	<b>02:21.19</b>	<b>02:33.56</b>	<b>02:46.47</b>
Temps du tronçon	00:11.88	00:12.42	00:12.64	00:13.25	00:13.47	00:13.25	00:13.29	00:12.93	00:13.35	00:12.38	00:12.36	00:12.37	00:12.90
<b>Vitesse moyenne</b>	44.3	58.3	57.9	55.6	54	54.7	54.2	56	55.2	59	59	58.3	55.8

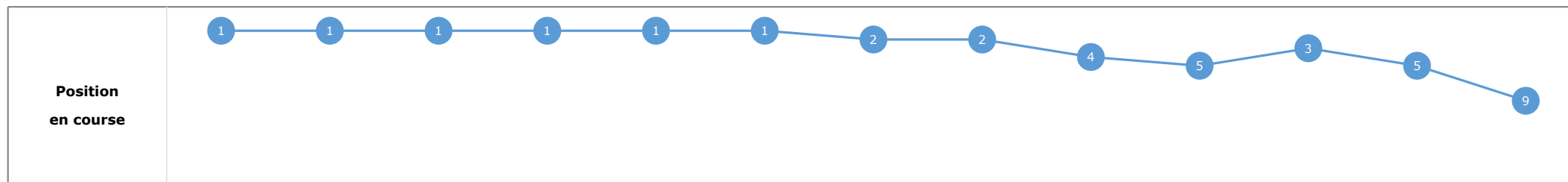
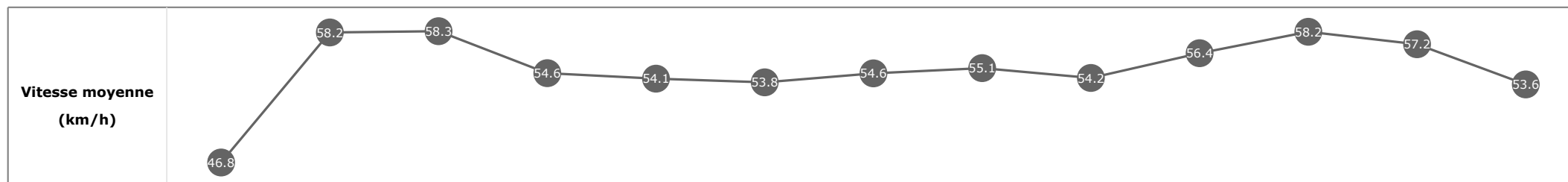


**Statistiques Tracking**  
**DEAUVILLE**  
**C3 - PRIX DU QUAI SAINTE-CATHERINE - CATEGORIE JEUNE ESPOIR - 2500m**  
**jeudi 13 août 2020 - 17:51**

Cheval **CHICHIOLINA**  
 Jockey **M. GUYON**  
 Rang d'arrivée **9**  
 Temps de parcours **02:46.66**  
 Tronçon le plus rapide **00:12.27** (tronçon 600m - 400m)  
 Vitesse maximale **60.62** (tronçon 2400m - 2200m)  
 Vitesse moyenne **55.1**

**Données de tracking**

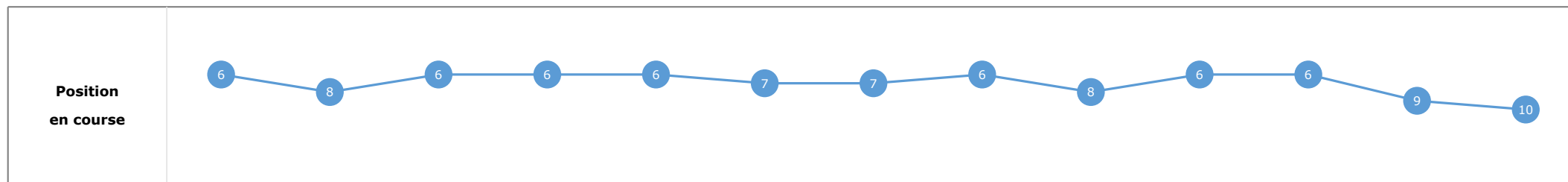
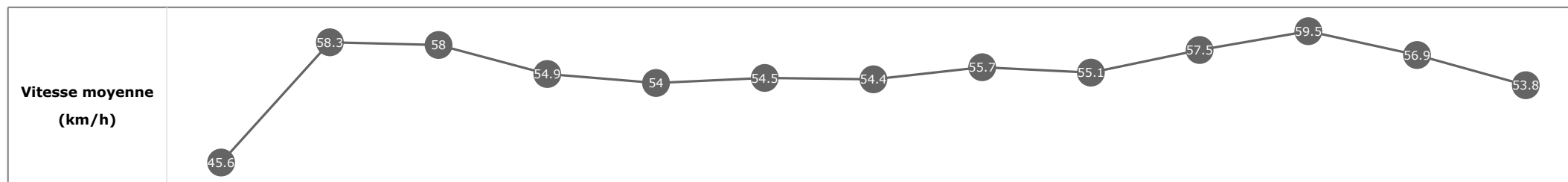
Tronçons de 200m	DEP 2400m	2400m 2200m	2200m 2000m	2000m 1800m	1800m 1600m	1600m 1400m	1400m 1200m	1200m 1000m	1000m 800m	800m 600m	600m 400m	400m 200m	200m ARR
<b>Temps de parcours</b>	<b>00:11.13</b>	<b>00:23.56</b>	<b>00:36.11</b>	<b>00:49.26</b>	<b>01:02.61</b>	<b>01:15.95</b>	<b>01:29.14</b>	<b>01:42.18</b>	<b>01:55.52</b>	<b>02:08.31</b>	<b>02:20.59</b>	<b>02:33.19</b>	<b>02:46.66</b>
Temps du tronçon	00:11.20	00:12.43	00:12.54	00:13.14	00:13.35	00:13.33	00:13.19	00:13.03	00:13.34	00:12.79	00:12.27	00:12.60	00:13.46
<b>Vitesse moyenne</b>	46.8	58.2	58.3	54.6	54.1	53.8	54.6	55.1	54.2	56.4	58.2	57.2	53.6



Cheval **KING OF MY HEART**  
 Jockey PC. BOUDOT  
 Rang d'arrivée **10**  
 Temps de parcours **02:46.76**  
 Tronçon le plus rapide **00:12.34** (tronçon 600m - 400m)  
 Vitesse maximale **61.27** (tronçon 2200m - 2000m)  
 Vitesse moyenne **55.3**

Données de tracking


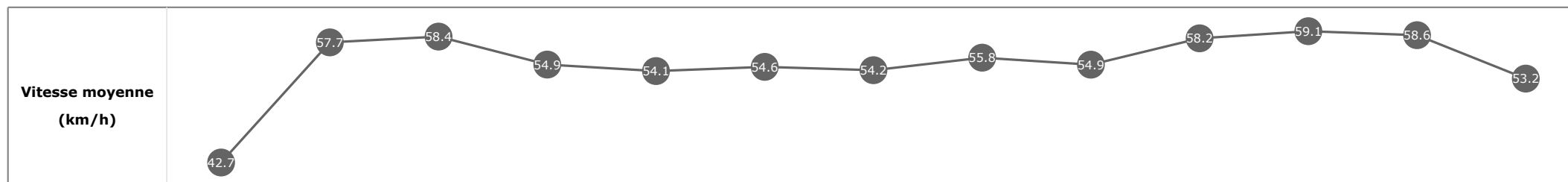
Tronçons de 200m	DEP 2400m	2400m 2200m	2200m 2000m	2000m 1800m	1800m 1600m	1600m 1400m	1400m 1200m	1200m 1000m	1000m 800m	800m 600m	600m 400m	400m 200m	200m ARR
<b>Temps de parcours</b>	<b>00:11.42</b>	<b>00:23.84</b>	<b>00:36.37</b>	<b>00:49.63</b>	<b>01:02.99</b>	<b>01:16.26</b>	<b>01:29.48</b>	<b>01:42.48</b>	<b>01:55.76</b>	<b>02:08.38</b>	<b>02:20.73</b>	<b>02:33.36</b>	<b>02:46.76</b>
Temps du tronçon	00:11.48	00:12.42	00:12.53	00:13.26	00:13.36	00:13.26	00:13.22	00:13.00	00:13.27	00:12.62	00:12.34	00:12.62	00:13.40
<b>Vitesse moyenne</b>	45.6	58.3	58	54.9	54	54.5	54.4	55.7	55.1	57.5	59.5	56.9	53.8



Cheval **LIEUREY**  
 Jockey **A. COUTIER**  
 Rang d'arrivée **11**  
 Temps de parcours **02:47.09**  
 Tronçon le plus rapide **00:12.24** (tronçon 400m - 200m)  
 Vitesse maximale **63.47** (tronçon 800m - 600m)  
 Vitesse moyenne **55.1**

### Données de tracking

Tronçons de 200m	DEP 2400m	2400m 2200m	2200m 2000m	2000m 1800m	1800m 1600m	1600m 1400m	1400m 1200m	1200m 1000m	1000m 800m	800m 600m	600m 400m	400m 200m	200m ARR
<b>Temps de parcours</b>	<b>00:12.15</b>	<b>00:24.68</b>	<b>00:37.24</b>	<b>00:50.52</b>	<b>01:03.90</b>	<b>01:17.10</b>	<b>01:30.39</b>	<b>01:43.42</b>	<b>01:56.57</b>	<b>02:08.98</b>	<b>02:21.32</b>	<b>02:33.57</b>	<b>02:47.09</b>
Temps du tronçon	00:12.22	00:12.52	00:12.55	00:13.28	00:13.37	00:13.20	00:13.29	00:13.02	00:13.15	00:12.41	00:12.33	00:12.24	00:13.52
<b>Vitesse moyenne</b>	42.7	57.7	58.4	54.9	54.1	54.6	54.2	55.8	54.9	58.2	59.1	58.6	53.2

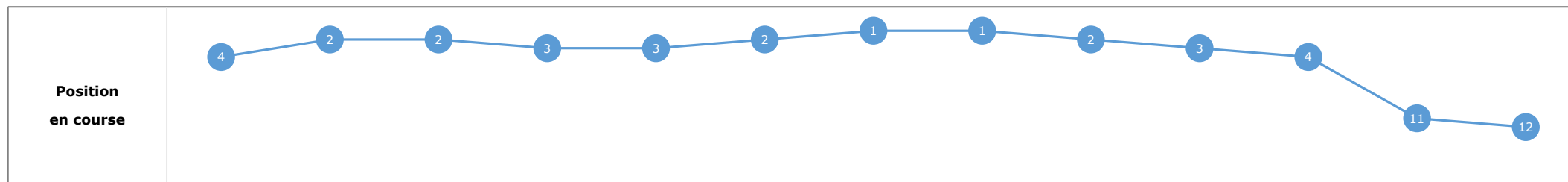
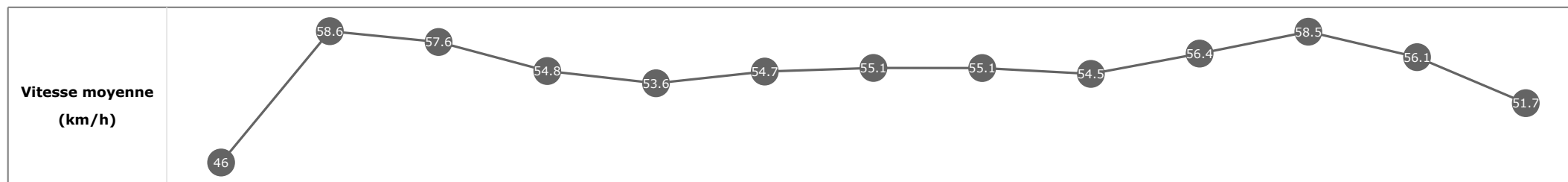


**Statistiques Tracking**  
**DEAUVILLE**  
**C3 - PRIX DU QUAI SAINTE-CATHERINE - CATEGORIE JEUNE ESPOIR - 2500m**  
**jeudi 13 août 2020 - 17:51**

Cheval **PALE PERFECT**  
 Jockey **S. PASQUIER**  
 Rang d'arrivée **12**  
 Temps de parcours **02:47.41**  
 Tronçon le plus rapide **00:12.28** (tronçon 2400m - 2200m)  
 Vitesse maximale **60.70** (tronçon 2200m - 2000m)  
 Vitesse moyenne **54.9**

**Données de tracking**

Tronçons de 200m	DEP 2400m	2400m 2200m	2200m 2000m	2000m 1800m	1800m 1600m	1600m 1400m	1400m 1200m	1200m 1000m	1000m 800m	800m 600m	600m 400m	400m 200m	200m ARR
<b>Temps de parcours</b>	<b>00:11.32</b>	<b>00:23.60</b>	<b>00:36.19</b>	<b>00:49.42</b>	<b>01:02.78</b>	<b>01:15.96</b>	<b>01:29.05</b>	<b>01:42.10</b>	<b>01:55.39</b>	<b>02:08.20</b>	<b>02:20.62</b>	<b>02:33.39</b>	<b>02:47.41</b>
Temps du tronçon	00:11.38	00:12.28	00:12.58	00:13.22	00:13.36	00:13.18	00:13.08	00:13.04	00:13.29	00:12.81	00:12.42	00:12.77	00:14.01
<b>Vitesse moyenne</b>	46	58.6	57.6	54.8	53.6	54.7	55.1	55.1	54.5	56.4	58.5	56.1	51.7

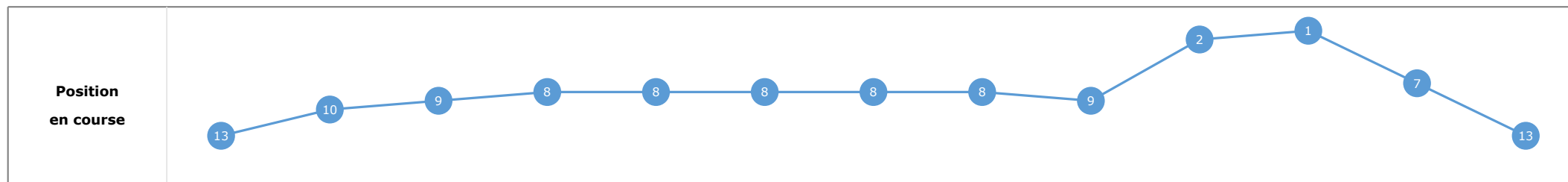
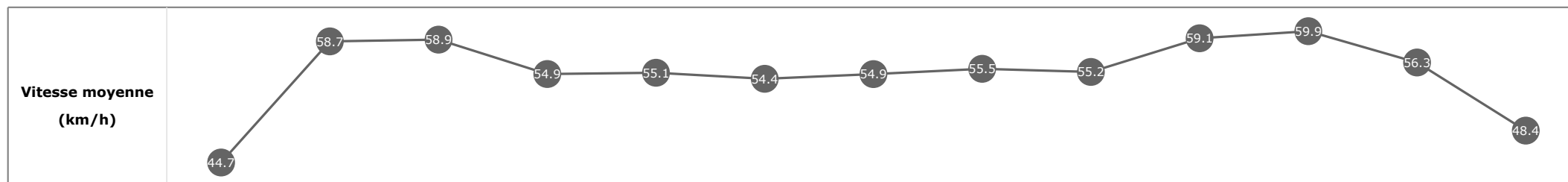


**Statistiques Tracking**  
**DEAUVILLE**  
**C3 - PRIX DU QUAI SAINTE-CATHERINE - CATEGORIE JEUNE ESPOIR - 2500m**  
**jeudi 13 août 2020 - 17:51**

Cheval **RUZZINI**  
 Jockey T. BACHELOT  
 Rang d'arrivée **13**  
 Temps de parcours **02:48.13**  
 Tronçon le plus rapide **00:12.24** (tronçon 600m - 400m)  
 Vitesse maximale **63.97** (tronçon 600m - 400m)  
 Vitesse moyenne **55.1**

**Données de tracking**

Tronçons de 200m	DEP 2400m	2400m 2200m	2200m 2000m	2000m 1800m	1800m 1600m	1600m 1400m	1400m 1200m	1200m 1000m	1000m 800m	800m 600m	600m 400m	400m 200m	200m ARR
<b>Temps de parcours</b>	<b>00:11.59</b>	<b>00:23.98</b>	<b>00:36.53</b>	<b>00:49.80</b>	<b>01:03.09</b>	<b>01:16.38</b>	<b>01:29.53</b>	<b>01:42.61</b>	<b>01:55.87</b>	<b>02:08.20</b>	<b>02:20.44</b>	<b>02:33.24</b>	<b>02:48.13</b>
Temps du tronçon	00:11.65	00:12.39	00:12.55	00:13.26	00:13.28	00:13.28	00:13.15	00:13.08	00:13.25	00:12.32	00:12.24	00:12.79	00:14.88
<b>Vitesse moyenne</b>	44.7	58.7	58.9	54.9	55.1	54.4	54.9	55.5	55.2	59.1	59.9	56.3	48.4


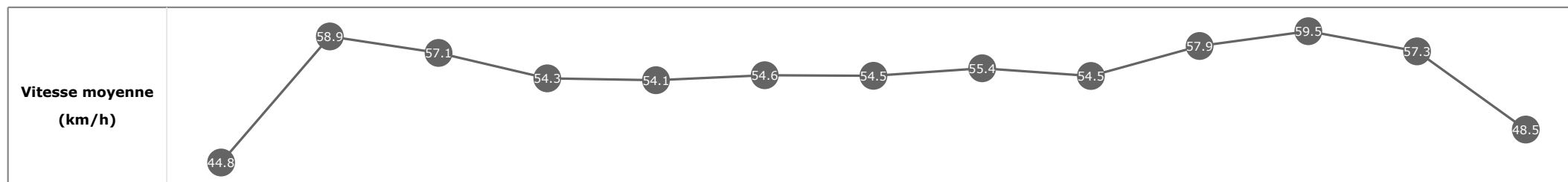


**Statistiques Tracking**  
**DEAUVILLE**  
**C3 - PRIX DU QUAI SAINTE-CATHERINE - CATEGORIE JEUNE ESPOIR - 2500m**  
**jeudi 13 août 2020 - 17:51**

Cheval **KONGASTET**  
 Jockey **M. BARZALONA**  
 Rang d'arrivée **14**  
 Temps de parcours **02:48.36**  
 Tronçon le plus rapide **00:12.23** (tronçon 2400m - 2200m)  
 Vitesse maximale **61.56** (tronçon 2400m - 2200m)  
 Vitesse moyenne **54.7**

**Données de tracking**

Tronçons de 200m	DEP 2400m	2400m 2200m	2200m 2000m	2000m 1800m	1800m 1600m	1600m 1400m	1400m 1200m	1200m 1000m	1000m 800m	800m 600m	600m 400m	400m 200m	200m ARR
<b>Temps de parcours</b>	<b>00:11.56</b>	<b>00:23.80</b>	<b>00:36.49</b>	<b>00:49.87</b>	<b>01:03.28</b>	<b>01:16.53</b>	<b>01:29.74</b>	<b>01:42.81</b>	<b>01:56.09</b>	<b>02:08.67</b>	<b>02:21.00</b>	<b>02:33.54</b>	<b>02:48.36</b>
Temps du tronçon	00:11.63	00:12.23	00:12.69	00:13.37	00:13.40	00:13.25	00:13.20	00:13.07	00:13.27	00:12.57	00:12.33	00:12.53	00:14.82
<b>Vitesse moyenne</b>	44.8	58.9	57.1	54.3	54.1	54.6	54.5	55.4	54.5	57.9	59.5	57.3	48.5

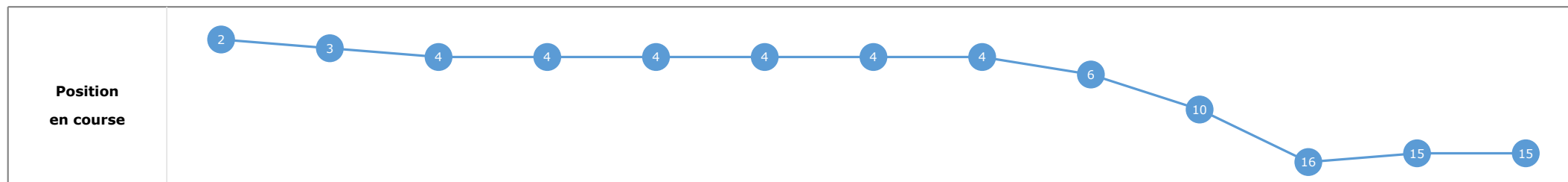
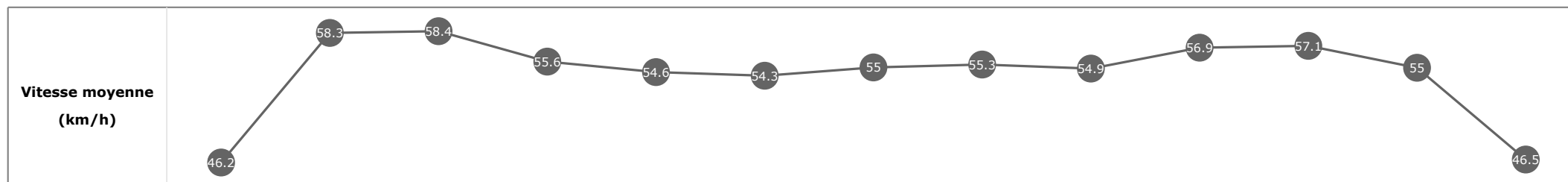


**Statistiques Tracking**  
**DEAUVILLE**  
**C3 - PRIX DU QUAI SAINTE-CATHERINE - CATEGORIE JEUNE ESPOIR - 2500m**  
**jeudi 13 août 2020 - 17:51**

Cheval **KARAKORUM**  
 Jockey **A. LEMAITRE**  
 Rang d'arrivée **15**  
 Temps de parcours **02:50.02**  
 Tronçon le plus rapide **00:12.49** (tronçon 2400m - 2200m)  
 Vitesse maximale **60.26** (tronçon 2400m - 2200m)  
 Vitesse moyenne **54.4**

**Données de tracking**

Tronçons de 200m	DEP 2400m	2400m 2200m	2200m 2000m	2000m 1800m	1800m 1600m	1600m 1400m	1400m 1200m	1200m 1000m	1000m 800m	800m 600m	600m 400m	400m 200m	200m ARR
<b>Temps de parcours</b>	<b>00:11.19</b>	<b>00:23.69</b>	<b>00:36.29</b>	<b>00:49.48</b>	<b>01:02.85</b>	<b>01:16.10</b>	<b>01:29.25</b>	<b>01:42.35</b>	<b>01:55.68</b>	<b>02:08.54</b>	<b>02:21.39</b>	<b>02:34.53</b>	<b>02:50.02</b>
Temps du tronçon	00:11.26	00:12.49	00:12.60	00:13.18	00:13.37	00:13.24	00:13.14	00:13.10	00:13.33	00:12.85	00:12.84	00:13.14	00:15.49
<b>Vitesse moyenne</b>	46.2	58.3	58.4	55.6	54.6	54.3	55	55.3	54.9	56.9	57.1	55	46.5





**Statistiques Tracking**  
**DEAUVILLE**  
**C3 - PRIX DU QUAI SAINTE-CATHERINE - CATEGORIE JEUNE ESPOIR - 2500m**  
**jeudi 13 août 2020 - 17:51**

Cheval **AMIATA**  
 Jockey **C. DEMURO**  
 Rang d'arrivée **16**  
 Temps de parcours **02:50.52**  
 Tronçon le plus rapide **00:12.31** (tronçon 2400m - 2200m)  
 Vitesse maximale **60.52** (tronçon 2400m - 2200m)  
 Vitesse moyenne **53.8**

**Données de tracking**

Tronçons de 200m	DEP 2400m	2400m 2200m	2200m 2000m	2000m 1800m	1800m 1600m	1600m 1400m	1400m 1200m	1200m 1000m	1000m 800m	800m 600m	600m 400m	400m 200m	200m ARR
<b>Temps de parcours</b>	<b>00:11.40</b>	<b>00:23.71</b>	<b>00:36.34</b>	<b>00:49.59</b>	<b>01:02.96</b>	<b>01:16.23</b>	<b>01:29.42</b>	<b>01:42.49</b>	<b>01:55.36</b>	<b>02:08.29</b>	<b>02:21.17</b>	<b>02:34.74</b>	<b>02:50.52</b>
Temps du tronçon	00:11.47	00:12.31	00:12.62	00:13.25	00:13.37	00:13.27	00:13.19	00:13.06	00:12.87	00:12.92	00:12.87	00:13.57	00:15.78
<b>Vitesse moyenne</b>	45.3	59	56.8	54.1	54	54.4	54.6	54.9	55.9	55.7	56.2	53.1	45.7

