

C7 - PRIX DU VIEUX BASSIN - CATEGORIE LEADERSHIP - 2500m  
jeudi 13 août 2020 - 20:15

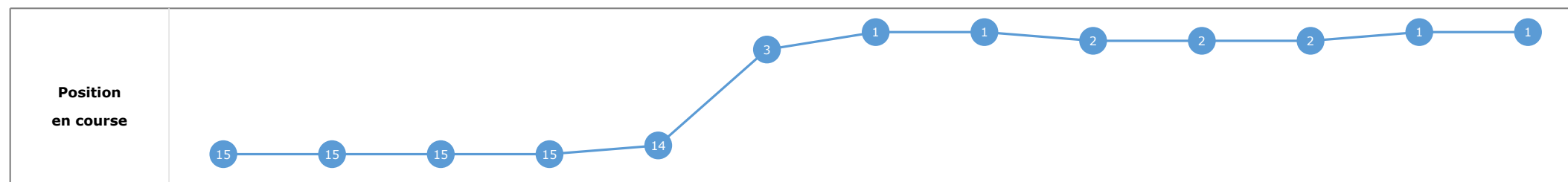
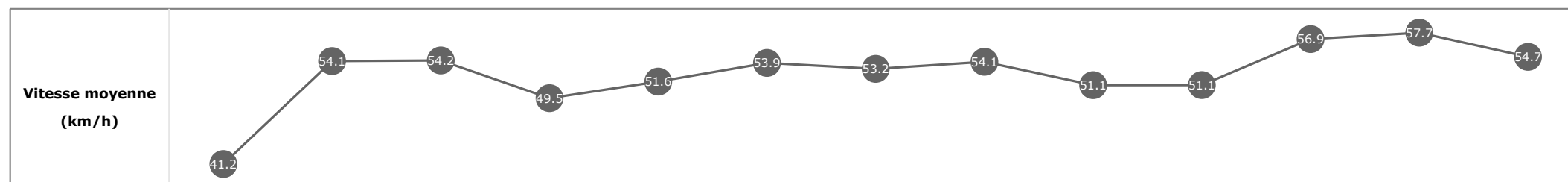
Partant (corde)	Cheval	Arrivée officielle	Tronçons de 200m Temps passage en tête Durée du tronçon		DEP - 1000m	1000m - 800m	800m - 600m	600m - 400m	400m - 200m	200m - ARR	Temps officiel	Derniers 600m	Parcours vs. 1er
			Vitesse Max	200m les plus rapides	01:49.92 01:49.92	02:04.31 00:14.38	02:18.67 00:14.36	02:31.63 00:12.96	02:44.29 00:12.66	02:57.43 00:13.13			
12 (6)	BREAUTE C. SOUMILLON	1	60.44 T4	00:12.54 T5	01:49.92 1 01:49.92	02:04.47 2 00:14.54	02:18.73 2 00:14.25	02:31.74 2 00:13.01	02:44.29 1 00:12.54	02:57.43 00:13.13	2'57"51	00:38.70	
3 (7)	OMMEEL G. BENOIST	2	60.26 T5	00:12.44 T5	01:50.82 10 01:50.82	02:05.16 10 00:14.34	02:19.19 9 00:14.03	02:31.91 4 00:12.71	02:44.35 2 00:12.44	02:57.74 00:13.39	2'57"83	00:38.54	-20.52
11 (1)	KENVERNA I. MENDIZABAL	3	59.08 T4	00:12.71 T5	01:50.62 8 01:50.62	02:04.85 6 00:14.23	02:18.87 3 00:14.01	02:31.63 1 00:12.76	02:44.35 3 00:12.71	02:58.02 00:13.66	2'58"13	00:39.15	-28.35
1 (16)	SOUS LES NUAGES PC. BOUDOT	4	60.41 T4	00:12.66 T5	01:50.18 3 01:50.18	02:04.75 5 00:14.56	02:18.94 5 00:14.19	02:32.02 6 00:13.07	02:44.69 4 00:12.66	02:58.14 00:13.45	2'58"16	00:39.19	-1.64
15 (5)	TRICK OF THE MIND H. JOURNIAC	5	59.76 T5	00:12.74 T5	01:50.56 6 01:50.56	02:05.00 8 00:14.44	02:19.18 8 00:14.17	02:32.19 8 00:13.01	02:44.93 6 00:12.74	02:58.20 00:13.26	2'58"28	00:39.01	-17.02
6 (14)	ZEALANDIA O. PESLIER	6	58.90 T5	00:12.54 T5	01:50.83 11 01:50.83	02:05.00 7 00:14.17	02:19.06 7 00:14.05	02:32.38 12 00:13.31	02:44.92 5 00:12.54	02:58.43 00:13.50	2'58"48	00:39.37	0.76
8 (11)	GRAN GESTE E. HARDOUIN	7	60.37 T1	00:12.73 T5	01:50.58 7 01:50.58	02:05.01 9 00:14.42	02:19.19 10 00:14.18	02:32.30 10 00:13.10	02:45.03 8 00:12.73	02:58.46 00:13.42	2'58"65	00:39.26	-3.15
5 (13)	BLUE SWAN S. PASQUIER	8	59.29 T4	00:12.74 T5	01:51.05 12 01:51.05	02:05.35 13 00:14.30	02:19.28 12 00:13.92	02:32.26 9 00:12.98	02:45.01 7 00:12.74	02:58.75 00:13.73	2'58"92	00:39.47	-10.64
7 (9)	BAILLEUL V. SEGUY	9	58.93 T4	00:12.88 T4	01:51.11 13 01:51.11	02:05.41 14 00:14.29	02:19.44 14 00:14.02	02:32.32 11 00:12.88	02:45.24 10 00:12.91	02:59.04 00:13.80	2'59"18	00:39.60	-19.84
13 (10)	MORNING FIVE M. GUYON	10	59.44 T5	00:12.76 T5	01:50.81 9 01:50.81	02:05.29 12 00:14.48	02:19.43 13 00:14.13	02:32.60 13 00:13.16	02:45.36 12 00:12.76	02:59.90 00:14.53	3'00"02	00:40.46	-7.92
14 (8)	PAPER BIRD V. CHEMINAUD	11	59.04 T4	00:13.04 T1	01:50.24 4 01:50.24	02:04.71 4 00:14.47	02:19.01 6 00:14.29	02:32.07 7 00:13.06	02:45.33 11 00:13.26	03:00.04 00:14.70	3'00"15	00:41.03	-13.34
2 (4)	AMANKATKAY C. DEMURO	12	57.53 T4	00:13.12 T4	01:50.06 2 01:50.06	02:04.31 1 00:14.25	02:18.67 1 00:14.36	02:31.79 3 00:13.12	02:45.18 9 00:13.38	03:00.62 00:15.44	3'00"69	00:41.95	-27.05
16 (15)	SEKKU M. BARZALONA	13	58.57 T4	00:12.83 T5	01:51.33 15 01:51.33	02:05.52 15 00:14.18	02:19.51 15 00:13.99	02:32.82 15 00:13.31	02:45.66 14 00:12.83	03:01.16 00:15.50	3'01"20	00:41.64	-7.03
9 (3)	AARHUS G. MOSSE	14	58.39 T4	00:13.09 T4	01:50.35 5 01:50.35	02:04.55 3 00:14.19	02:18.90 4 00:14.35	02:31.99 5 00:13.09	02:45.44 13 00:13.45	03:02.81 00:17.36	3'02"84	00:43.90	-29.54
10 (12)	MEDITERRANEA BLUES T. BACHELOT	15	58.46 T4	00:13.15 T5	01:51.12 14 01:51.12	02:05.28 11 00:14.16	02:19.25 11 00:13.96	02:32.66 14 00:13.41	02:45.82 15 00:13.15	03:02.96 00:17.13	3'03"11	00:43.70	0.99
4 (2)	GOT TOUCH A. LEMAITRE												

## Statistiques Tracking DEAUVILLE C7 - PRIX DU VIEUX BASSIN - CATEGORIE LEADERSHIP - 2500m jeudi 13 août 2020 - 20:15

Cheval **BREAUTE**  
 Jockey **C. SOUMILLON**  
 Rang d'arrivée **1**  
 Temps de parcours **02:57.43**  
 Tronçon le plus rapide **00:12.54** (tronçon 400m - 200m)  
 Vitesse maximale **60.44** (tronçon 600m - 400m)  
 Vitesse moyenne **52.5**

### Données de tracking

Tronçons de 200m	DEP 2400m	2400m 2200m	2200m 2000m	2000m 1800m	1800m 1600m	1600m 1400m	1400m 1200m	1200m 1000m	1000m 800m	800m 600m	600m 400m	400m 200m	200m ARR
<b>Temps de parcours</b>	<b>00:12.55</b>	<b>00:26.04</b>	<b>00:39.77</b>	<b>00:54.65</b>	<b>01:09.14</b>	<b>01:22.69</b>	<b>01:36.26</b>	<b>01:49.92</b>	<b>02:04.47</b>	<b>02:18.73</b>	<b>02:31.74</b>	<b>02:44.29</b>	<b>02:57.43</b>
Temps du tronçon	00:12.62	00:13.48	00:13.72	00:14.87	00:14.49	00:13.54	00:13.57	00:13.66	00:14.54	00:14.25	00:13.01	00:12.54	00:13.13
<b>Vitesse moyenne</b>	41.2	54.1	54.2	49.5	51.6	53.9	53.2	54.1	51.1	51.1	56.9	57.7	54.7

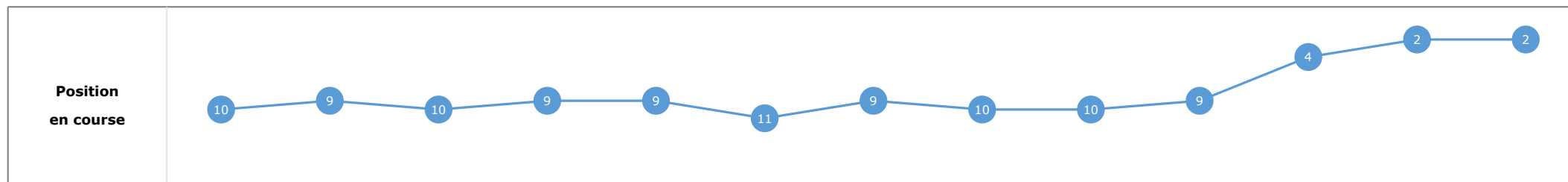
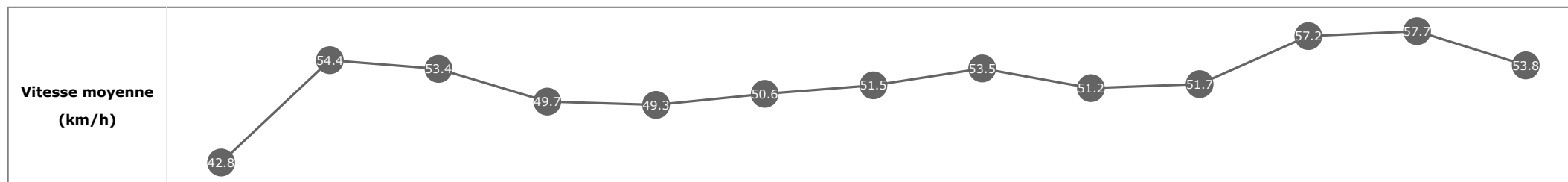


**Statistiques Tracking**  
**DEAUVILLE**  
**C7 - PRIX DU VIEUX BASSIN - CATEGORIE LEADERSHIP - 2500m**  
**jeudi 13 août 2020 - 20:15**

Cheval **OMMEEL**  
 Jockey **G. BENOIST**  
 Rang d'arrivée **2**  
 Temps de parcours **02:57.74**  
 Tronçon le plus rapide **00:12.44** (tronçon 400m - 200m)  
 Vitesse maximale **60.26** (tronçon 400m - 200m)  
 Vitesse moyenne **52**

**Données de tracking**

Tronçons de 200m	DEP 2400m	2400m 2200m	2200m 2000m	2000m 1800m	1800m 1600m	1600m 1400m	1400m 1200m	1200m 1000m	1000m 800m	800m 600m	600m 400m	400m 200m	200m ARR
<b>Temps de parcours</b>	<b>00:12.12</b>	<b>00:25.44</b>	<b>00:39.14</b>	<b>00:53.90</b>	<b>01:08.75</b>	<b>01:23.16</b>	<b>01:37.05</b>	<b>01:50.82</b>	<b>02:05.16</b>	<b>02:19.19</b>	<b>02:31.91</b>	<b>02:44.35</b>	<b>02:57.74</b>
Temps du tronçon	00:12.19	00:13.32	00:13.69	00:14.76	00:14.84	00:14.41	00:13.88	00:13.77	00:14.34	00:14.03	00:12.71	00:12.44	00:13.39
<b>Vitesse moyenne</b>	42.8	54.4	53.4	49.7	49.3	50.6	51.5	53.5	51.2	51.7	57.2	57.7	53.8

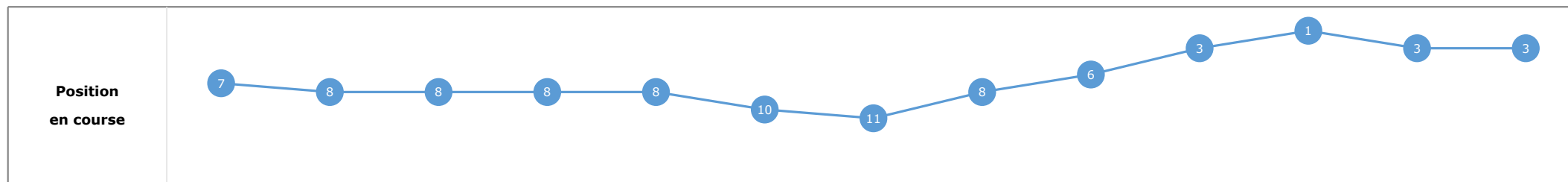
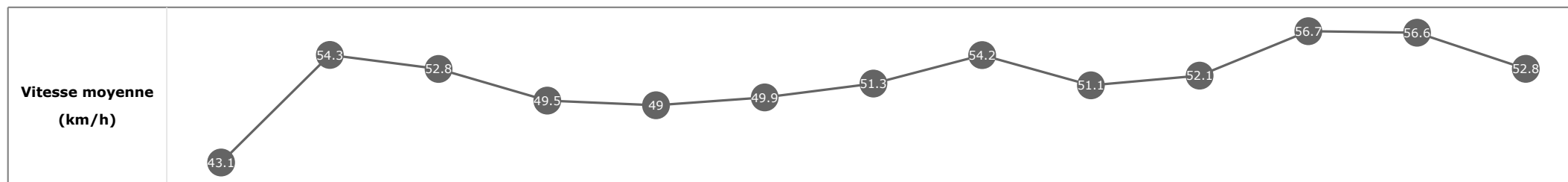


**Statistiques Tracking**  
**DEAUVILLE**  
**C7 - PRIX DU VIEUX BASSIN - CATEGORIE LEADERSHIP - 2500m**  
**jeudi 13 août 2020 - 20:15**

Cheval **KENVERNA**  
 Jockey **I. MENDIZABAL**  
 Rang d'arrivée **3**  
 Temps de parcours **02:58.02**  
 Tronçon le plus rapide **00:12.71** (tronçon 400m - 200m)  
 Vitesse maximale **59.08** (tronçon 600m - 400m)  
 Vitesse moyenne **51.8**

**Données de tracking**

Tronçons de 200m	DEP 2400m	2400m 2200m	2200m 2000m	2000m 1800m	1800m 1600m	1600m 1400m	1400m 1200m	1200m 1000m	1000m 800m	800m 600m	600m 400m	400m 200m	200m ARR
<b>Temps de parcours</b>	<b>00:12.08</b>	<b>00:25.39</b>	<b>00:39.04</b>	<b>00:53.78</b>	<b>01:08.61</b>	<b>01:23.16</b>	<b>01:37.13</b>	<b>01:50.62</b>	<b>02:04.85</b>	<b>02:18.87</b>	<b>02:31.63</b>	<b>02:44.35</b>	<b>02:58.02</b>
Temps du tronçon	00:12.14	00:13.31	00:13.65	00:14.74	00:14.82	00:14.55	00:13.97	00:13.49	00:14.23	00:14.01	00:12.76	00:12.71	00:13.66
<b>Vitesse moyenne</b>	43.1	54.3	52.8	49.5	49	49.9	51.3	54.2	51.1	52.1	56.7	56.6	52.8

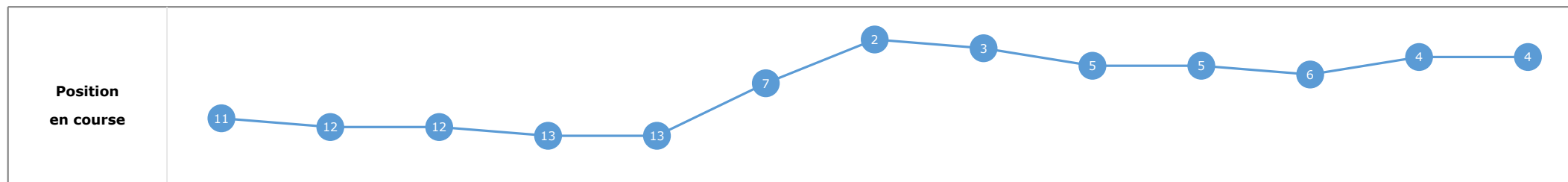
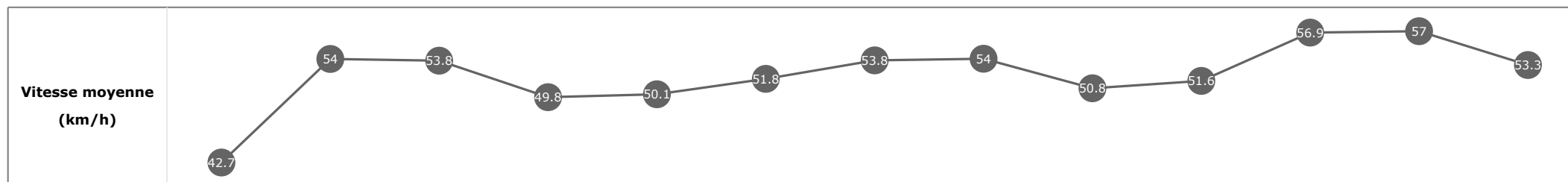


## Statistiques Tracking DEAUVILLE C7 - PRIX DU VIEUX BASSIN - CATEGORIE LEADERSHIP - 2500m jeudi 13 août 2020 - 20:15

Cheval **SOUS LES NUAGES**  
 Jockey PC. BOUDOT  
 Rang d'arrivée **4**  
 Temps de parcours **02:58.14**  
 Tronçon le plus rapide **00:12.66** (tronçon 400m - 200m)  
 Vitesse maximale **60.41** (tronçon 600m - 400m)  
 Vitesse moyenne **52.3**

### Données de tracking

Tronçons de 200m	DEP 2400m	2400m 2200m	2200m 2000m	2000m 1800m	1800m 1600m	1600m 1400m	1400m 1200m	1200m 1000m	1000m 800m	800m 600m	600m 400m	400m 200m	200m ARR
<b>Temps de parcours</b>	<b>00:12.13</b>	<b>00:25.68</b>	<b>00:39.41</b>	<b>00:54.26</b>	<b>01:09.06</b>	<b>01:23.02</b>	<b>01:36.46</b>	<b>01:50.18</b>	<b>02:04.75</b>	<b>02:18.94</b>	<b>02:32.02</b>	<b>02:44.69</b>	<b>02:58.14</b>
Temps du tronçon	00:12.20	00:13.55	00:13.72	00:14.85	00:14.80	00:13.95	00:13.44	00:13.72	00:14.56	00:14.19	00:13.07	00:12.66	00:13.45
<b>Vitesse moyenne</b>	42.7	54	53.8	49.8	50.1	51.8	53.8	54	50.8	51.6	56.9	57	53.3


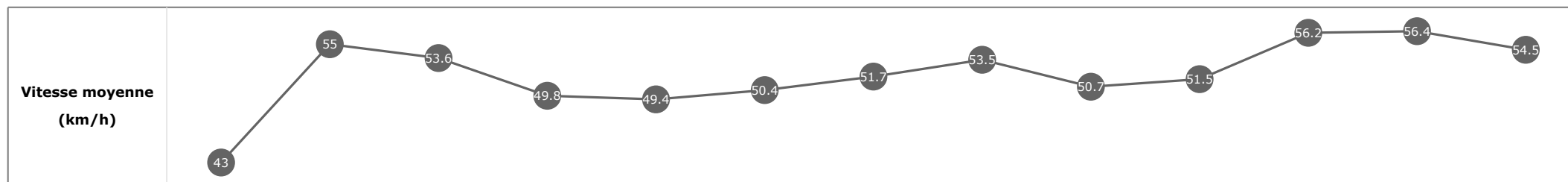


**Statistiques Tracking**  
**DEAUVILLE**  
**C7 - PRIX DU VIEUX BASSIN - CATEGORIE LEADERSHIP - 2500m**  
**jeudi 13 août 2020 - 20:15**

Cheval **TRICK OF THE MIND**  
 Jockey **H. JOURNIAC**  
 Rang d'arrivée **5**  
 Temps de parcours **02:58.20**  
 Tronçon le plus rapide **00:12.74** (tronçon 400m - 200m)  
 Vitesse maximale **59.76** (tronçon 400m - 200m)  
 Vitesse moyenne **52**

**Données de tracking**

Tronçons de 200m	DEP 2400m	2400m 2200m	2200m 2000m	2000m 1800m	1800m 1600m	1600m 1400m	1400m 1200m	1200m 1000m	1000m 800m	800m 600m	600m 400m	400m 200m	200m ARR
<b>Temps de parcours</b>	<b>00:12.09</b>	<b>00:25.22</b>	<b>00:38.86</b>	<b>00:53.56</b>	<b>01:08.42</b>	<b>01:22.86</b>	<b>01:36.78</b>	<b>01:50.56</b>	<b>02:05.00</b>	<b>02:19.18</b>	<b>02:32.19</b>	<b>02:44.93</b>	<b>02:58.20</b>
Temps du tronçon	00:12.16	00:13.12	00:13.64	00:14.70	00:14.85	00:14.44	00:13.91	00:13.78	00:14.44	00:14.17	00:13.01	00:12.74	00:13.26
<b>Vitesse moyenne</b>	43	55	53.6	49.8	49.4	50.4	51.7	53.5	50.7	51.5	56.2	56.4	54.5

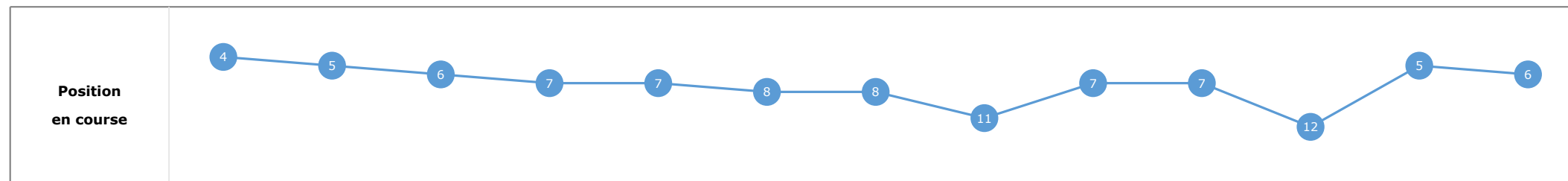
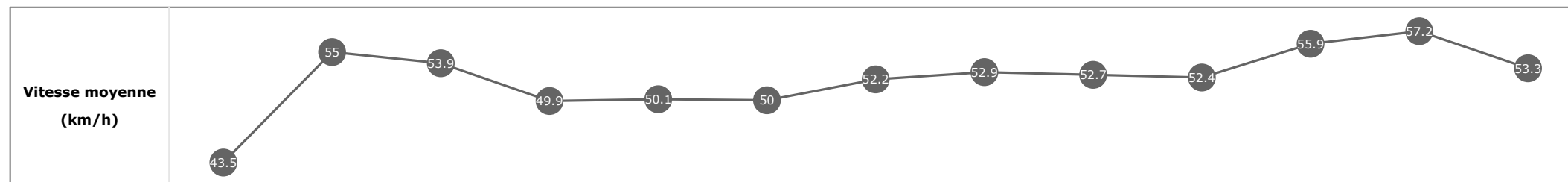


## Statistiques Tracking DEAUVILLE C7 - PRIX DU VIEUX BASSIN - CATEGORIE LEADERSHIP - 2500m jeudi 13 août 2020 - 20:15

Cheval **ZEALANDIA**  
 Jockey **O. PESLIER**  
 Rang d'arrivée **6**  
 Temps de parcours **02:58.43**  
 Tronçon le plus rapide **00:12.54** (tronçon 400m - 200m)  
 Vitesse maximale **58.90** (tronçon 400m - 200m)  
 Vitesse moyenne **52.3**

### Données de tracking

Tronçons de 200m	DEP 2400m	2400m 2200m	2200m 2000m	2000m 1800m	1800m 1600m	1600m 1400m	1400m 1200m	1200m 1000m	1000m 800m	800m 600m	600m 400m	400m 200m	200m ARR
<b>Temps de parcours</b>	<b>00:11.92</b>	<b>00:25.19</b>	<b>00:38.91</b>	<b>00:53.77</b>	<b>01:08.59</b>	<b>01:23.04</b>	<b>01:36.89</b>	<b>01:50.83</b>	<b>02:05.00</b>	<b>02:19.06</b>	<b>02:32.38</b>	<b>02:44.92</b>	<b>02:58.43</b>
Temps du tronçon	00:11.98	00:13.27	00:13.72	00:14.86	00:14.81	00:14.45	00:13.85	00:13.93	00:14.17	00:14.05	00:13.31	00:12.54	00:13.50
<b>Vitesse moyenne</b>	43.5	55	53.9	49.9	50.1	50	52.2	52.9	52.7	52.4	55.9	57.2	53.3


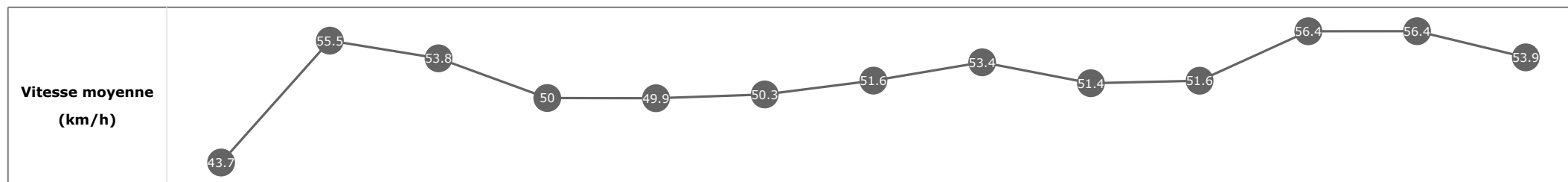


**Statistiques Tracking**  
**DEAUVILLE**  
**C7 - PRIX DU VIEUX BASSIN - CATEGORIE LEADERSHIP - 2500m**  
**jeudi 13 août 2020 - 20:15**

Cheval **GRAN GESTE**  
 Jockey **E. HARDOUIN**  
 Rang d'arrivée **7**  
 Temps de parcours **02:58.46**  
 Tronçon le plus rapide **00:12.73** (tronçon 400m - 200m)  
 Vitesse maximale **60.37** (tronçon 2400m - 2200m)  
 Vitesse moyenne **52.2**

**Données de tracking**

Tronçons de 200m	DEP 2400m	2400m 2200m	2200m 2000m	2000m 1800m	1800m 1600m	1600m 1400m	1400m 1200m	1200m 1000m	1000m 800m	800m 600m	600m 400m	400m 200m	200m ARR
<b>Temps de parcours</b>	<b>00:11.84</b>	<b>00:24.99</b>	<b>00:38.69</b>	<b>00:53.44</b>	<b>01:08.33</b>	<b>01:22.78</b>	<b>01:36.71</b>	<b>01:50.58</b>	<b>02:05.01</b>	<b>02:19.19</b>	<b>02:32.30</b>	<b>02:45.03</b>	<b>02:58.46</b>
Temps du tronçon	00:11.90	00:13.15	00:13.70	00:14.75	00:14.88	00:14.45	00:13.92	00:13.87	00:14.42	00:14.18	00:13.10	00:12.73	00:13.42
<b>Vitesse moyenne</b>	43.7	55.5	53.8	50	49.9	50.3	51.6	53.4	51.4	51.6	56.4	56.4	53.9




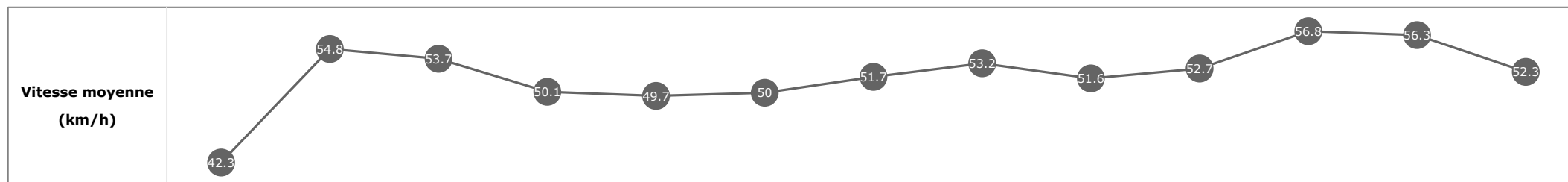


**Statistiques Tracking**  
**DEAUVILLE**  
**C7 - PRIX DU VIEUX BASSIN - CATEGORIE LEADERSHIP - 2500m**  
**jeudi 13 août 2020 - 20:15**

Cheval **BLUE SWAN**  
 Jockey **S. PASQUIER**  
 Rang d'arrivée **8**  
 Temps de parcours **02:58.75**  
 Tronçon le plus rapide **00:12.74** (tronçon 400m - 200m)  
 Vitesse maximale **59.29** (tronçon 600m - 400m)  
 Vitesse moyenne **51.9**

**Données de tracking**

Tronçons de 200m	DEP 2400m	2400m 2200m	2200m 2000m	2000m 1800m	1800m 1600m	1600m 1400m	1400m 1200m	1200m 1000m	1000m 800m	800m 600m	600m 400m	400m 200m	200m ARR
<b>Temps de parcours</b>	<b>00:12.29</b>	<b>00:25.52</b>	<b>00:39.22</b>	<b>00:53.92</b>	<b>01:08.86</b>	<b>01:23.31</b>	<b>01:37.22</b>	<b>01:51.05</b>	<b>02:05.35</b>	<b>02:19.28</b>	<b>02:32.26</b>	<b>02:45.01</b>	<b>02:58.75</b>
Temps du tronçon	00:12.35	00:13.23	00:13.69	00:14.70	00:14.94	00:14.45	00:13.91	00:13.82	00:14.30	00:13.92	00:12.98	00:12.74	00:13.73
<b>Vitesse moyenne</b>	42.3	54.8	53.7	50.1	49.7	50	51.7	53.2	51.6	52.7	56.8	56.3	52.3


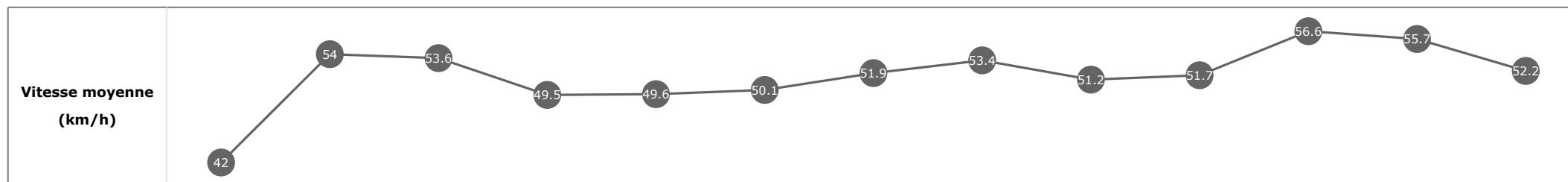


**Statistiques Tracking**  
**DEAUVILLE**  
**C7 - PRIX DU VIEUX BASSIN - CATEGORIE LEADERSHIP - 2500m**  
**jeudi 13 août 2020 - 20:15**

Cheval **BAILLEUL**  
 Jockey **V. SEGUY**  
 Rang d'arrivée **9**  
 Temps de parcours **02:59.04**  
 Tronçon le plus rapide **00:12.88** (tronçon 600m - 400m)  
 Vitesse maximale **58.93** (tronçon 600m - 400m)  
 Vitesse moyenne **51.7**

**Données de tracking**

Tronçons de 200m	DEP 2400m	2400m 2200m	2200m 2000m	2000m 1800m	1800m 1600m	1600m 1400m	1400m 1200m	1200m 1000m	1000m 800m	800m 600m	600m 400m	400m 200m	200m ARR
<b>Temps de parcours</b>	<b>00:12.38</b>	<b>00:25.75</b>	<b>00:39.41</b>	<b>00:54.19</b>	<b>01:09.00</b>	<b>01:23.43</b>	<b>01:37.32</b>	<b>01:51.11</b>	<b>02:05.41</b>	<b>02:19.44</b>	<b>02:32.32</b>	<b>02:45.24</b>	<b>02:59.04</b>
Temps du tronçon	00:12.44	00:13.36	00:13.66	00:14.78	00:14.81	00:14.43	00:13.88	00:13.79	00:14.29	00:14.02	00:12.88	00:12.91	00:13.80
<b>Vitesse moyenne</b>	42	54	53.6	49.5	49.6	50.1	51.9	53.4	51.2	51.7	56.6	55.7	52.2


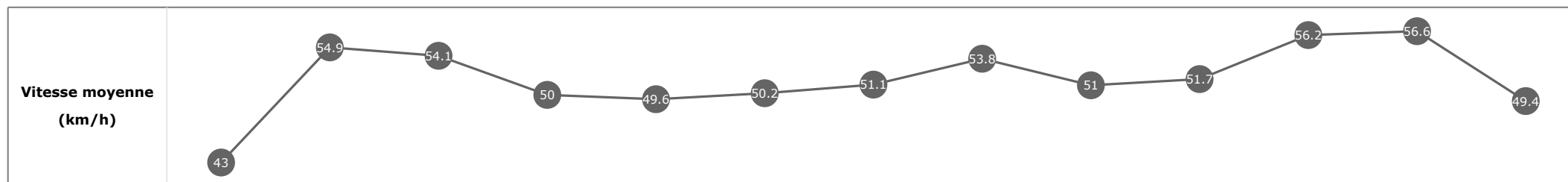


**Statistiques Tracking**  
**DEAUVILLE**  
**C7 - PRIX DU VIEUX BASSIN - CATEGORIE LEADERSHIP - 2500m**  
**jeudi 13 août 2020 - 20:15**

Cheval **MORNING FIVE**  
 Jockey **M. GUYON**  
 Rang d'arrivée **10**  
 Temps de parcours **02:59.90**  
 Tronçon le plus rapide **00:12.76** (tronçon 400m - 200m)  
 Vitesse maximale **59.44** (tronçon 400m - 200m)  
 Vitesse moyenne **51.7**

**Données de tracking**

Tronçons de 200m	DEP 2400m	2400m 2200m	2200m 2000m	2000m 1800m	1800m 1600m	1600m 1400m	1400m 1200m	1200m 1000m	1000m 800m	800m 600m	600m 400m	400m 200m	200m ARR
<b>Temps de parcours</b>	<b>00:12.09</b>	<b>00:25.26</b>	<b>00:38.96</b>	<b>00:53.68</b>	<b>01:08.59</b>	<b>01:23.06</b>	<b>01:37.06</b>	<b>01:50.81</b>	<b>02:05.29</b>	<b>02:19.43</b>	<b>02:32.60</b>	<b>02:45.36</b>	<b>02:59.90</b>
Temps du tronçon	00:12.15	00:13.17	00:13.70	00:14.71	00:14.91	00:14.46	00:14.00	00:13.75	00:14.48	00:14.13	00:13.16	00:12.76	00:14.53
<b>Vitesse moyenne</b>	43	54.9	54.1	50	49.6	50.2	51.1	53.8	51	51.7	56.2	56.6	49.4

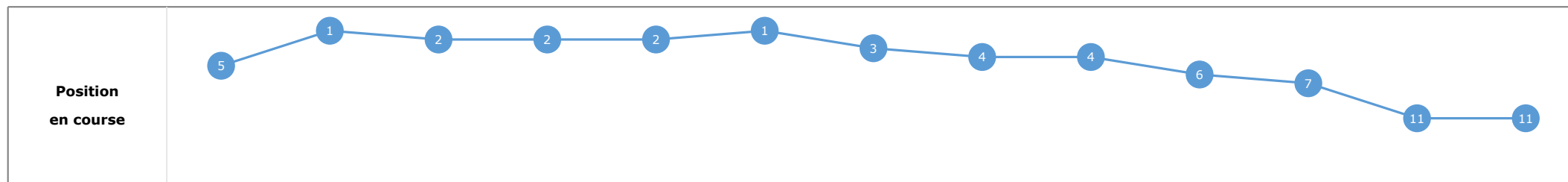
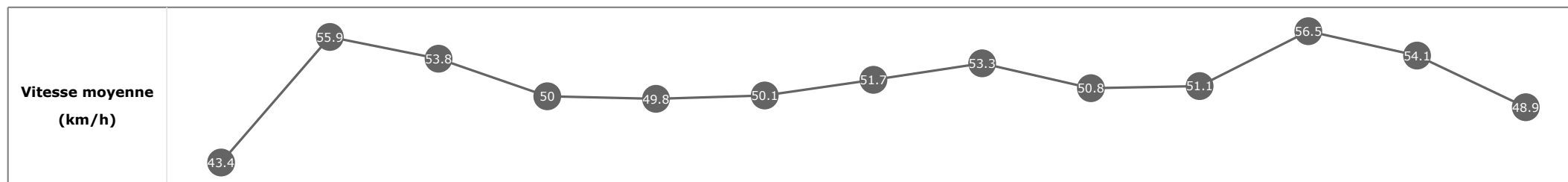


## Statistiques Tracking DEAUVILLE C7 - PRIX DU VIEUX BASSIN - CATEGORIE LEADERSHIP - 2500m jeudi 13 août 2020 - 20:15

Cheval **PAPER BIRD**  
 Jockey **V. CHEMINAUD**  
 Rang d'arrivée **11**  
 Temps de parcours **03:00.04**  
 Tronçon le plus rapide **00:13.04** (tronçon 2400m - 2200m)  
 Vitesse maximale **59.04** (tronçon 600m - 400m)  
 Vitesse moyenne **51.5**

### Données de tracking

Tronçons de 200m	DEP 2400m	2400m 2200m	2200m 2000m	2000m 1800m	1800m 1600m	1600m 1400m	1400m 1200m	1200m 1000m	1000m 800m	800m 600m	600m 400m	400m 200m	200m ARR
<b>Temps de parcours</b>	<b>00:11.92</b>	<b>00:24.96</b>	<b>00:38.57</b>	<b>00:53.27</b>	<b>01:08.08</b>	<b>01:22.56</b>	<b>01:36.48</b>	<b>01:50.24</b>	<b>02:04.71</b>	<b>02:19.01</b>	<b>02:32.07</b>	<b>02:45.33</b>	<b>03:00.04</b>
Temps du tronçon	00:11.99	00:13.04	00:13.60	00:14.69	00:14.81	00:14.47	00:13.92	00:13.75	00:14.47	00:14.29	00:13.06	00:13.26	00:14.70
<b>Vitesse moyenne</b>	43.4	55.9	53.8	50	49.8	50.1	51.7	53.3	50.8	51.1	56.5	54.1	48.9

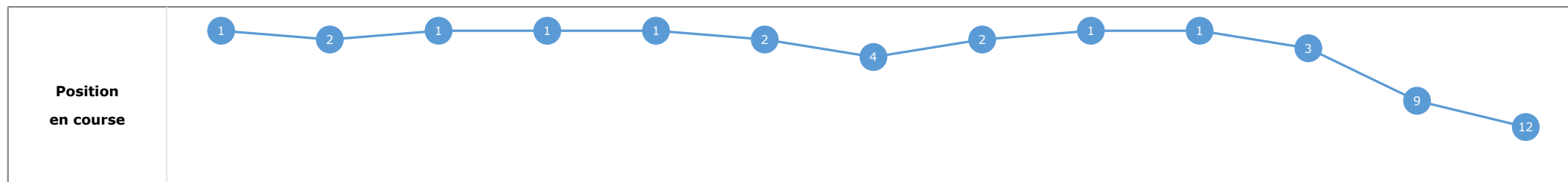
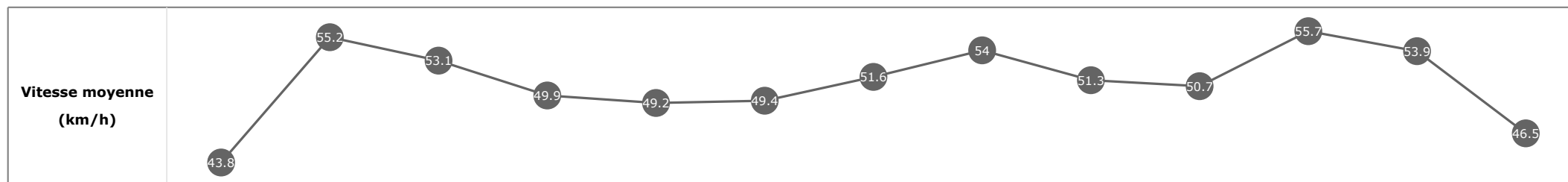


**Statistiques Tracking**  
**DEAUVILLE**  
**C7 - PRIX DU VIEUX BASSIN - CATEGORIE LEADERSHIP - 2500m**  
**jeudi 13 août 2020 - 20:15**

Cheval **AMANKATKAY**  
 Jockey **C. DEMURO**  
 Rang d'arrivée **12**  
 Temps de parcours **03:00.62**  
 Tronçon le plus rapide **00:13.12** (tronçon 600m - 400m)  
 Vitesse maximale **57.53** (tronçon 600m - 400m)  
 Vitesse moyenne **51.1**

**Données de tracking**

Tronçons de 200m	DEP 2400m	2400m 2200m	2200m 2000m	2000m 1800m	1800m 1600m	1600m 1400m	1400m 1200m	1200m 1000m	1000m 800m	800m 600m	600m 400m	400m 200m	200m ARR
<b>Temps de parcours</b>	<b>00:11.83</b>	<b>00:24.98</b>	<b>00:38.55</b>	<b>00:53.19</b>	<b>01:07.98</b>	<b>01:22.59</b>	<b>01:36.52</b>	<b>01:50.06</b>	<b>02:04.31</b>	<b>02:18.67</b>	<b>02:31.79</b>	<b>02:45.18</b>	<b>03:00.62</b>
Temps du tronçon	00:11.89	00:13.15	00:13.57	00:14.63	00:14.78	00:14.61	00:13.93	00:13.53	00:14.25	00:14.36	00:13.12	00:13.38	00:15.44
<b>Vitesse moyenne</b>	43.8	55.2	53.1	49.9	49.2	49.4	51.6	54	51.3	50.7	55.7	53.9	46.5


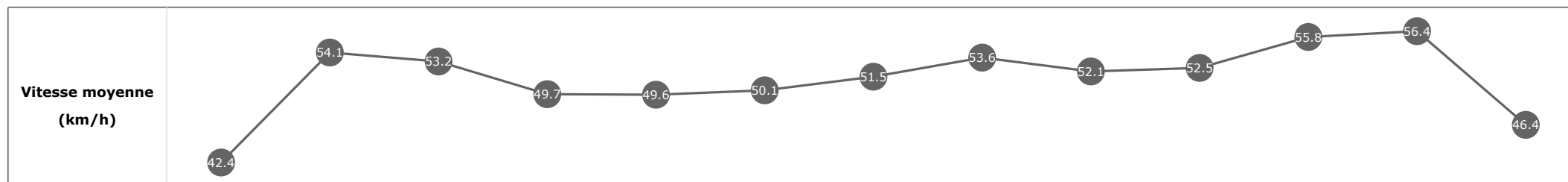


**Statistiques Tracking**  
**DEAUVILLE**  
**C7 - PRIX DU VIEUX BASSIN - CATEGORIE LEADERSHIP - 2500m**  
**jeudi 13 août 2020 - 20:15**

Cheval **SEKKU**  
 Jockey **M. BARZALONA**  
 Rang d'arrivée **13**  
 Temps de parcours **03:01.16**  
 Tronçon le plus rapide **00:12.83** (tronçon 400m - 200m)  
 Vitesse maximale **58.57** (tronçon 600m - 400m)  
 Vitesse moyenne **51.3**

**Données de tracking**

Tronçons de 200m	DEP 2400m	2400m 2200m	2200m 2000m	2000m 1800m	1800m 1600m	1600m 1400m	1400m 1200m	1200m 1000m	1000m 800m	800m 600m	600m 400m	400m 200m	200m ARR
<b>Temps de parcours</b>	<b>00:12.23</b>	<b>00:25.76</b>	<b>00:39.52</b>	<b>00:54.31</b>	<b>01:09.18</b>	<b>01:23.61</b>	<b>01:37.59</b>	<b>01:51.33</b>	<b>02:05.52</b>	<b>02:19.51</b>	<b>02:32.82</b>	<b>02:45.66</b>	<b>03:01.16</b>
Temps du tronçon	00:12.29	00:13.53	00:13.76	00:14.78	00:14.86	00:14.43	00:13.98	00:13.73	00:14.18	00:13.99	00:13.31	00:12.83	00:15.50
<b>Vitesse moyenne</b>	42.4	54.1	53.2	49.7	49.6	50.1	51.5	53.6	52.1	52.5	55.8	56.4	46.4

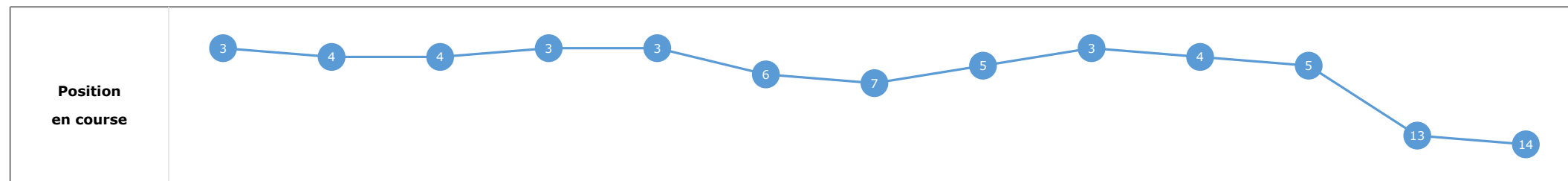
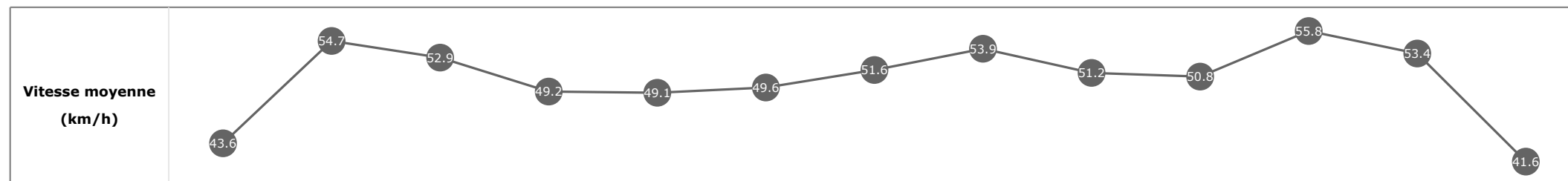


**Statistiques Tracking**  
**DEAUVILLE**  
**C7 - PRIX DU VIEUX BASSIN - CATEGORIE LEADERSHIP - 2500m**  
**jeudi 13 août 2020 - 20:15**

Cheval **AARHUS**  
 Jockey **G. MOSSE**  
 Rang d'arrivée **14**  
 Temps de parcours **03:02.81**  
 Tronçon le plus rapide **00:13.09** (tronçon 600m - 400m)  
 Vitesse maximale **58.39** (tronçon 600m - 400m)  
 Vitesse moyenne **50.4**

**Données de tracking**

Tronçons de 200m	DEP 2400m	2400m 2200m	2200m 2000m	2000m 1800m	1800m 1600m	1600m 1400m	1400m 1200m	1200m 1000m	1000m 800m	800m 600m	600m 400m	400m 200m	200m ARR
<b>Temps de parcours</b>	<b>00:11.85</b>	<b>00:25.10</b>	<b>00:38.77</b>	<b>00:53.44</b>	<b>01:08.30</b>	<b>01:22.88</b>	<b>01:36.86</b>	<b>01:50.35</b>	<b>02:04.55</b>	<b>02:18.90</b>	<b>02:31.99</b>	<b>02:45.44</b>	<b>03:02.81</b>
Temps du tronçon	00:11.92	00:13.24	00:13.66	00:14.67	00:14.86	00:14.57	00:13.98	00:13.48	00:14.19	00:14.35	00:13.09	00:13.45	00:17.36
<b>Vitesse moyenne</b>	43.6	54.7	52.9	49.2	49.1	49.6	51.6	53.9	51.2	50.8	55.8	53.4	41.6


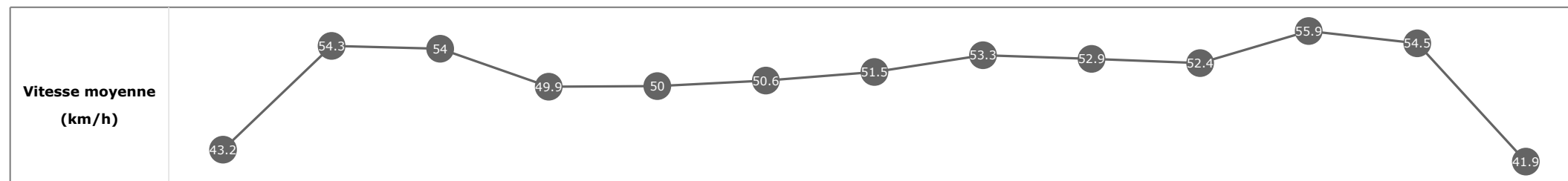


**Statistiques Tracking**  
**DEAUVILLE**  
**C7 - PRIX DU VIEUX BASSIN - CATEGORIE LEADERSHIP - 2500m**  
**jeudi 13 août 2020 - 20:15**

Cheval **MEDITERRANEA BLUES**  
 Jockey T. BACHELOT  
 Rang d'arrivée **15**  
 Temps de parcours **03:02.96**  
 Tronçon le plus rapide **00:13.15** (tronçon 400m - 200m)  
 Vitesse maximale **58.46** (tronçon 600m - 400m)  
 Vitesse moyenne **51**

**Données de tracking**

Tronçons de 200m	DEP 2400m	2400m 2200m	2200m 2000m	2000m 1800m	1800m 1600m	1600m 1400m	1400m 1200m	1200m 1000m	1000m 800m	800m 600m	600m 400m	400m 200m	200m ARR
<b>Temps de parcours</b>	<b>00:12.06</b>	<b>00:25.47</b>	<b>00:39.13</b>	<b>00:54.00</b>	<b>01:08.84</b>	<b>01:23.27</b>	<b>01:37.21</b>	<b>01:51.12</b>	<b>02:05.28</b>	<b>02:19.25</b>	<b>02:32.66</b>	<b>02:45.82</b>	<b>03:02.96</b>
Temps du tronçon	00:12.13	00:13.40	00:13.65	00:14.87	00:14.84	00:14.42	00:13.94	00:13.90	00:14.16	00:13.96	00:13.41	00:13.15	00:17.13
<b>Vitesse moyenne</b>	43.2	54.3	54	49.9	50	50.6	51.5	53.3	52.9	52.4	55.9	54.5	41.9





Statistiques Tracking  
DEAUVILLE  
C7 - PRIX DU VIEUX BASSIN - CATEGORIE LEADERSHIP - 2500m  
jeudi 13 août 2020 - 20:15

Cheval **GOT TOUCH**  
Jockey A. LEMAITRE  
Rang d'arrivée **0**  
Temps de parcours **00:00.00**  
Tronçon le plus rapide  
Vitesse maximale  
Vitesse moyenne

Données de tracking

Tronçons de 200m	0m	0m	0m	0m	0m	0m	0m	0m	0m	0m	0m	0m	0m
	ARR	ARR	ARR	ARR	ARR	ARR	ARR	ARR	ARR	ARR	ARR	ARR	ARR
<b>Temps de parcours</b>													
Temps du tronçon													
<b>Vitesse moyenne</b>													

<b>Vitesse moyenne (km/h)</b>													
-----------------------------------	--	--	--	--	--	--	--	--	--	--	--	--	--

<b>Position en course</b>													
-------------------------------	--	--	--	--	--	--	--	--	--	--	--	--	--