

**Statistiques Tracking**  
**DEAUVILLE**  
**C7 - PRIX DE CLARBEC - 1900m**  
**samedi 15 août 2020 - 17:35**


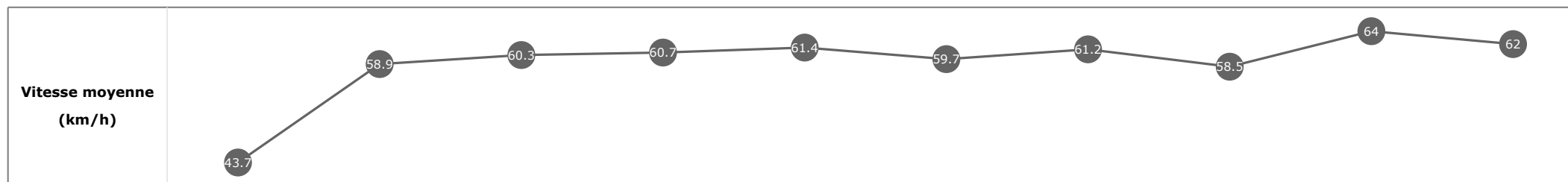
| Partant<br>(corde) | Cheval                                | Arrivée<br>officielle | Tronçons de 200m      |                          | DEP - 1000m             | 1000m - 800m            | 800m - 600m             | 600m - 400m             | 400m - 200m             | 200m - ARR           | Temps<br>officiel | Derniers<br>600m | Parcours<br>vs. 1er |
|--------------------|---------------------------------------|-----------------------|-----------------------|--------------------------|-------------------------|-------------------------|-------------------------|-------------------------|-------------------------|----------------------|-------------------|------------------|---------------------|
|                    |                                       |                       | Temps passage en tête | Durée du tronçon         | 00:55.48                | 01:07.53                | 01:19.49                | 01:31.66                | 01:43.31                | 01:55.27             |                   |                  |                     |
|                    |                                       |                       | Vitesse<br>Max        | 200m les<br>plus rapides | T1                      | T2                      | T3                      | T4                      | T5                      | T6                   |                   |                  |                     |
| 15<br>(10)         | <b>EUDAIMONIA</b><br>J. MOUTARD       | 1                     | 66.53<br>T6           | 00:11.33<br>T5           | 00:56.15 9<br>00:56.15  | 01:08.22 9<br>00:12.06  | 01:19.96 8<br>00:11.73  | 01:32.34 8<br>00:12.38  | 01:43.67 3<br>00:11.33  | 01:55.27<br>00:11.60 | 1'55"33           | 00:35.31         |                     |
| 6<br>(15)          | <b>BE MY PRINCE</b><br>H. BESNIER     | 2                     | 65.05<br>T1           | 00:11.59<br>T5           | 00:56.07 8<br>00:56.07  | 01:08.05 7<br>00:11.98  | 01:19.85 6<br>00:11.79  | 01:31.71 2<br>00:11.86  | 01:43.31 1<br>00:11.59  | 01:55.78<br>00:12.47 | 1'55"86           | 00:35.93         | 6.48                |
| 8<br>(6)           | <b>FIVE ICE CUBES</b><br>M. PESLIER   | 3                     | 63.43<br>T3           | 00:11.71<br>T1           | 00:55.71 4<br>00:55.71  | 01:07.60 2<br>00:11.89  | 01:19.49 1<br>00:11.88  | 01:31.66 1<br>00:12.17  | 01:43.57 2<br>00:11.91  | 01:56.23<br>00:12.66 | 1'56"26           | 00:36.74         | 2.85                |
| 14<br>(7)          | <b>MAJURA</b><br>A. MADAMET           | 4                     | 65.34<br>T3           | 00:11.62<br>T5           | 00:56.47 12<br>00:56.47 | 01:08.47 12<br>00:12.00 | 01:20.22 11<br>00:11.74 | 01:32.14 6<br>00:11.92  | 01:43.76 5<br>00:11.62  | 01:56.31<br>00:12.55 | 1'56"38           | 00:36.09         | 1.72                |
| 5<br>(13)          | <b>FARADAY LE DUN</b><br>J. MARCIALIS | 5                     | 64.91<br>T4           | 00:11.66<br>T1           | 00:55.91 6<br>00:55.91  | 01:07.90 6<br>00:11.99  | 01:19.88 7<br>00:11.97  | 01:31.80 4<br>00:11.92  | 01:43.74 4<br>00:11.94  | 01:56.64<br>00:12.89 | 1'56"67           | 00:36.75         | 1.21                |
| 13<br>(5)          | <b>GREEN SIREN</b><br>M. BERTO        | 6                     | 63.97<br>T1           | 00:11.65<br>T1           | 00:55.84 5<br>00:55.84  | 01:07.87 5<br>00:12.02  | 01:19.79 4<br>00:11.92  | 01:31.96 5<br>00:12.16  | 01:43.99 7<br>00:12.02  | 01:56.82<br>00:12.83 | 1'56"91           | 00:37.02         | -2.64               |
| 2<br>(3)           | <b>GLOBAL PASSION</b><br>E. ETIENNE   | 7                     | 63.72<br>T1           | 00:11.64<br>T1           | 00:55.56 2<br>00:55.56  | 01:07.60 3<br>00:12.04  | 01:19.56 2<br>00:11.95  | 01:31.76 3<br>00:12.20  | 01:43.85 6<br>00:12.09  | 01:56.94<br>00:13.09 | 1'57"00           | 00:37.38         | -3.05               |
| 7<br>(1)           | <b>SEMEUR D'ESPOIR</b><br>G. BENOIST  | 8                     | 63.97<br>T3           | 00:11.75<br>T1           | 00:56.41 11<br>00:56.41 | 01:08.65 13<br>00:12.23 | 01:20.44 13<br>00:11.78 | 01:32.49 10<br>00:12.05 | 01:44.30 9<br>00:11.81  | 01:57.37<br>00:13.06 | 1'57"39           | 00:36.93         | 1.73                |
| 10<br>(9)          | <b>BALGEES TIME</b><br>A. COUTIER     | 9                     | 64.12<br>T1           | 00:11.75<br>T1           | 00:55.70 3<br>00:55.70  | 01:07.75 4<br>00:12.05  | 01:19.80 5<br>00:12.04  | 01:32.19 7<br>00:12.39  | 01:44.30 8<br>00:12.11  | 01:57.73<br>00:13.42 | 1'57"73           | 00:37.92         | 1.75                |
| 12<br>(8)          | <b>MAROBBOB</b><br>Q. PERRETTE        | 10                    | 64.55<br>T3           | 00:11.64<br>T1           | 00:56.74 14<br>00:56.74 | 01:08.72 14<br>00:11.98 | 01:20.42 12<br>00:11.69 | 01:32.72 11<br>00:12.29 | 01:44.70 10<br>00:11.98 | 01:58.73<br>00:14.03 | 1'58"63           | 00:38.31         | 3.31                |
| 1<br>(14)          | <b>MY LENNY</b><br>P. BAZIRE          | 11                    | 64.87<br>T1           | 00:11.61<br>T1           | 00:56.56 13<br>00:56.56 | 01:08.39 11<br>00:11.82 | 01:20.17 9<br>00:11.78  | 01:32.48 9<br>00:12.30  | 01:44.77 11<br>00:12.29 | 01:59.48<br>00:14.70 | 1'59"30           | 00:39.30         | 5.91                |
| 9<br>(2)           | <b>SAINT LEONARD</b><br>J. MOBIAN     | 12                    | 62.71<br>T1           | 00:11.87<br>T1           | 00:56.22 10<br>00:56.22 | 01:08.32 10<br>00:12.10 | 01:20.63 14<br>00:12.30 | 01:33.19 14<br>00:12.55 | 01:45.67 13<br>00:12.48 | 02:00.38<br>00:14.71 | 2'00"20           | 00:39.75         | 0.57                |
| 3<br>(12)          | <b>FONTENAY</b><br>C. STEFAN          | 13                    | 64.15<br>T1           | 00:11.72<br>T1           | 00:56.95 15<br>00:56.95 | 01:08.98 15<br>00:12.02 | 01:20.78 15<br>00:11.79 | 01:32.93 13<br>00:12.15 | 01:45.66 12<br>00:12.72 | 02:00.52<br>00:14.85 | 2'00"33           | 00:39.74         | 3.44                |
| 11<br>(11)         | <b>WOLFY CHOP</b><br>M. VIDOTTO       | 14                    | 65.52<br>T1           | 00:11.51<br>T1           | 00:55.48 1<br>00:55.48  | 01:07.53 1<br>00:12.04  | 01:19.72 3<br>00:12.19  | 01:32.86 12<br>00:13.13 | 01:47.75 15<br>00:14.88 | 02:02.55<br>00:14.80 | 2'02"61           | 00:42.82         | 1.53                |
| 4<br>(4)           | <b>MON CIEL ETOILE</b><br>Y. BOURGOIS | 15                    | 62.96<br>T2           | 00:11.89<br>T1           | 00:55.99 7<br>00:55.99  | 01:08.07 8<br>00:12.08  | 01:20.17 10<br>00:12.10 | 01:33.19 15<br>00:13.02 | 01:46.54 14<br>00:13.34 | 02:02.65<br>00:16.10 | 2'02"63           | 00:42.47         | -0.39               |

**Statistiques Tracking**  
**DEAUVILLE**  
**C7 - PRIX DE CLARBEC - 1900m**  
**samedi 15 août 2020 - 17:35**

Cheval **EUDAIMONIA**  
 Jockey **J. MOUTARD**  
 Rang d'arrivée **1**  
 Temps de parcours **01:55.27**  
 Tronçon le plus rapide **00:11.33** (tronçon 400m - 200m)  
 Vitesse maximale **66.53** (tronçon 200m - ARR)  
 Vitesse moyenne **59.5**

**Données de tracking**

| Tronçons de 200m         | DEP<br>1800m    | 1800m<br>1600m  | 1600m<br>1400m  | 1400m<br>1200m  | 1200m<br>1000m  | 1000m<br>800m   | 800m<br>600m    | 600m<br>400m    | 400m<br>200m    | 200m<br>ARR     |
|--------------------------|-----------------|-----------------|-----------------|-----------------|-----------------|-----------------|-----------------|-----------------|-----------------|-----------------|
| <b>Temps de parcours</b> | <b>00:08.40</b> | <b>00:20.65</b> | <b>00:32.66</b> | <b>00:44.50</b> | <b>00:56.15</b> | <b>01:08.22</b> | <b>01:19.96</b> | <b>01:32.34</b> | <b>01:43.67</b> | <b>01:55.27</b> |
| Temps du tronçon         | 00:08.45        | 00:12.24        | 00:12.01        | 00:11.83        | 00:11.65        | 00:12.06        | 00:11.73        | 00:12.38        | 00:11.33        | 00:11.60        |
| <b>Vitesse moyenne</b>   | 43.7            | 58.9            | 60.3            | 60.7            | 61.4            | 59.7            | 61.2            | 58.5            | 64              | 62              |


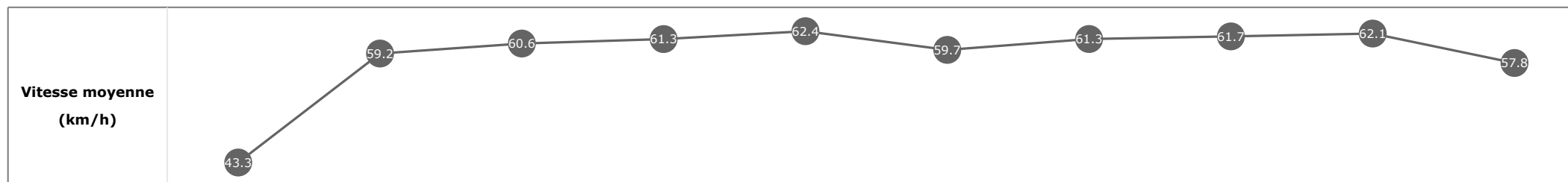


**Statistiques Tracking**  
**DEAUVILLE**  
**C7 - PRIX DE CLARBEC - 1900m**  
**samedi 15 août 2020 - 17:35**

Cheval **BE MY PRINCE**  
 Jockey **H. BESNIER**  
 Rang d'arrivée **2**  
 Temps de parcours **01:55.78**  
 Tronçon le plus rapide **00:11.59** (tronçon 400m - 200m)  
 Vitesse maximale **65.05** (tronçon 1200m - 1000m)  
 Vitesse moyenne **59.4**

**Données de tracking**

| Tronçons de 200m         | DEP<br>1800m    | 1800m<br>1600m  | 1600m<br>1400m  | 1400m<br>1200m  | 1200m<br>1000m  | 1000m<br>800m   | 800m<br>600m    | 600m<br>400m    | 400m<br>200m    | 200m<br>ARR     |
|--------------------------|-----------------|-----------------|-----------------|-----------------|-----------------|-----------------|-----------------|-----------------|-----------------|-----------------|
| <b>Temps de parcours</b> | <b>00:08.49</b> | <b>00:20.75</b> | <b>00:32.78</b> | <b>00:44.45</b> | <b>00:56.07</b> | <b>01:08.05</b> | <b>01:19.85</b> | <b>01:31.71</b> | <b>01:43.31</b> | <b>01:55.78</b> |
| Temps du tronçon         | 00:08.54        | 00:12.26        | 00:12.02        | 00:11.67        | 00:11.61        | 00:11.98        | 00:11.79        | 00:11.86        | 00:11.59        | 00:12.47        |
| <b>Vitesse moyenne</b>   | 43.3            | 59.2            | 60.6            | 61.3            | 62.4            | 59.7            | 61.3            | 61.7            | 62.1            | 57.8            |


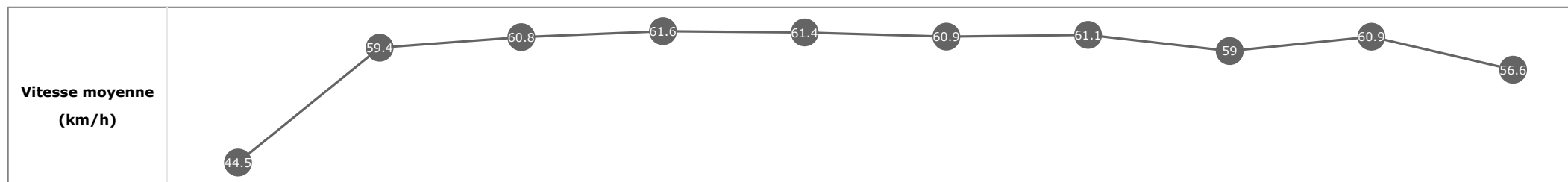


**Statistiques Tracking**  
**DEAUVILLE**  
**C7 - PRIX DE CLARBEC - 1900m**  
**samedi 15 août 2020 - 17:35**

Cheval **FIVE ICE CUBES**  
 Jockey **M. PESLIER**  
 Rang d'arrivée **3**  
 Temps de parcours **01:56.23**  
 Tronçon le plus rapide **00:11.71** (tronçon 1200m - 1000m)  
 Vitesse maximale **63.43** (tronçon 800m - 600m)  
 Vitesse moyenne **59.1**

**Données de tracking**

| Tronçons de 200m         | DEP<br>1800m    | 1800m<br>1600m  | 1600m<br>1400m  | 1400m<br>1200m  | 1200m<br>1000m  | 1000m<br>800m   | 800m<br>600m    | 600m<br>400m    | 400m<br>200m    | 200m<br>ARR     |
|--------------------------|-----------------|-----------------|-----------------|-----------------|-----------------|-----------------|-----------------|-----------------|-----------------|-----------------|
| <b>Temps de parcours</b> | <b>00:08.27</b> | <b>00:20.35</b> | <b>00:32.25</b> | <b>00:43.99</b> | <b>00:55.71</b> | <b>01:07.60</b> | <b>01:19.49</b> | <b>01:31.66</b> | <b>01:43.57</b> | <b>01:56.23</b> |
| Temps du tronçon         | 00:08.32        | 00:12.08        | 00:11.89        | 00:11.74        | 00:11.71        | 00:11.89        | 00:11.88        | 00:12.17        | 00:11.91        | 00:12.66        |
| <b>Vitesse moyenne</b>   | 44.5            | 59.4            | 60.8            | 61.6            | 61.4            | 60.9            | 61.1            | 59              | 60.9            | 56.6            |

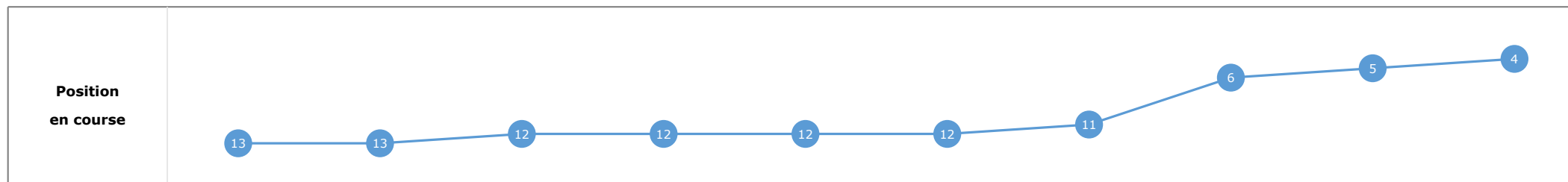
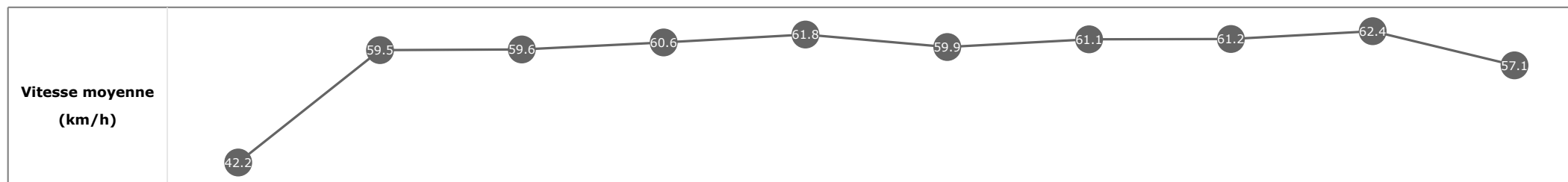


**Statistiques Tracking**  
**DEAUVILLE**  
**C7 - PRIX DE CLARBEC - 1900m**  
**samedi 15 août 2020 - 17:35**

Cheval **MAJURA**  
 Jockey **A. MADAMET**  
 Rang d'arrivée **4**  
 Temps de parcours **01:56.31**  
 Tronçon le plus rapide **00:11.62** (tronçon 400m - 200m)  
 Vitesse maximale **65.34** (tronçon 800m - 600m)  
 Vitesse moyenne **59**

**Données de tracking**

| Tronçons de 200m         | DEP<br>1800m    | 1800m<br>1600m  | 1600m<br>1400m  | 1400m<br>1200m  | 1200m<br>1000m  | 1000m<br>800m   | 800m<br>600m    | 600m<br>400m    | 400m<br>200m    | 200m<br>ARR     |
|--------------------------|-----------------|-----------------|-----------------|-----------------|-----------------|-----------------|-----------------|-----------------|-----------------|-----------------|
| <b>Temps de parcours</b> | <b>00:08.69</b> | <b>00:20.87</b> | <b>00:32.96</b> | <b>00:44.80</b> | <b>00:56.47</b> | <b>01:08.47</b> | <b>01:20.22</b> | <b>01:32.14</b> | <b>01:43.76</b> | <b>01:56.31</b> |
| Temps du tronçon         | 00:08.74        | 00:12.17        | 00:12.09        | 00:11.84        | 00:11.66        | 00:12.00        | 00:11.74        | 00:11.92        | 00:11.62        | 00:12.55        |
| <b>Vitesse moyenne</b>   | 42.2            | 59.5            | 59.6            | 60.6            | 61.8            | 59.9            | 61.1            | 61.2            | 62.4            | 57.1            |


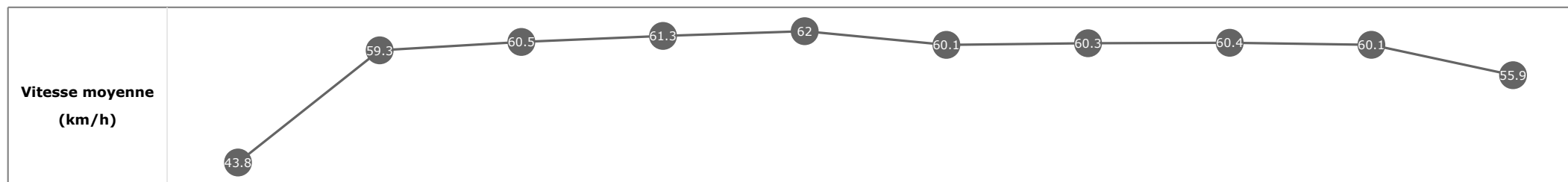


**Statistiques Tracking**  
**DEAUVILLE**  
**C7 - PRIX DE CLARBEC - 1900m**  
**samedi 15 août 2020 - 17:35**

Cheval **FARADAY LE DUN**  
 Jockey **J. MARCIALIS**  
 Rang d'arrivée **5**  
 Temps de parcours **01:56.64**  
 Tronçon le plus rapide **00:11.66** (tronçon 1200m - 1000m)  
 Vitesse maximale **64.91** (tronçon 600m - 400m)  
 Vitesse moyenne **58.8**

**Données de tracking**

| Tronçons de 200m         | DEP<br>1800m    | 1800m<br>1600m  | 1600m<br>1400m  | 1400m<br>1200m  | 1200m<br>1000m  | 1000m<br>800m   | 800m<br>600m    | 600m<br>400m    | 400m<br>200m    | 200m<br>ARR     |
|--------------------------|-----------------|-----------------|-----------------|-----------------|-----------------|-----------------|-----------------|-----------------|-----------------|-----------------|
| <b>Temps de parcours</b> | <b>00:08.33</b> | <b>00:20.56</b> | <b>00:32.52</b> | <b>00:44.24</b> | <b>00:55.91</b> | <b>01:07.90</b> | <b>01:19.88</b> | <b>01:31.80</b> | <b>01:43.74</b> | <b>01:56.64</b> |
| Temps du tronçon         | 00:08.38        | 00:12.22        | 00:11.96        | 00:11.72        | 00:11.66        | 00:11.99        | 00:11.97        | 00:11.92        | 00:11.94        | 00:12.89        |
| <b>Vitesse moyenne</b>   | 43.8            | 59.3            | 60.5            | 61.3            | 62              | 60.1            | 60.3            | 60.4            | 60.1            | 55.9            |

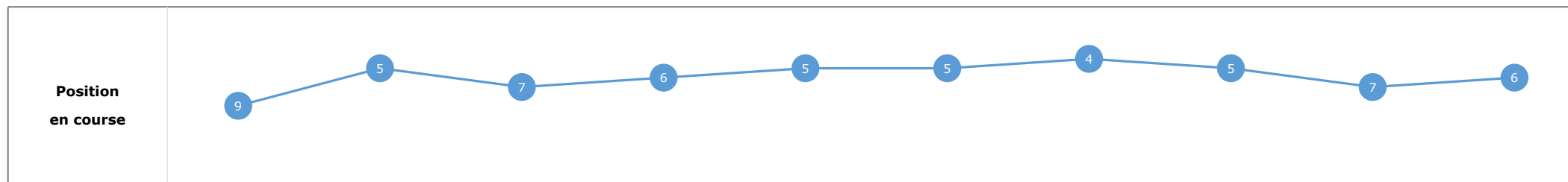
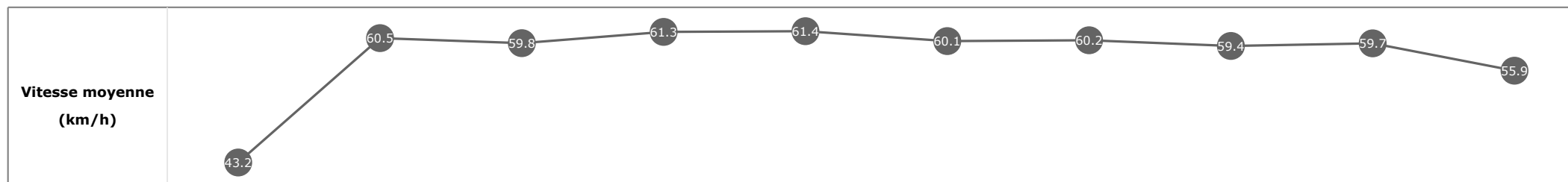


**Statistiques Tracking**  
**DEAUVILLE**  
**C7 - PRIX DE CLARBEC - 1900m**  
**samedi 15 août 2020 - 17:35**

Cheval **GREEN SIREN**  
 Jockey **M. BERTO**  
 Rang d'arrivée **6**  
 Temps de parcours **01:56.82**  
 Tronçon le plus rapide **00:11.65** (tronçon 1200m - 1000m)  
 Vitesse maximale **63.97** (tronçon 1600m - 1400m)  
 Vitesse moyenne **58.6**

**Données de tracking**

| Tronçons de 200m         | DEP<br>1800m    | 1800m<br>1600m  | 1600m<br>1400m  | 1400m<br>1200m  | 1200m<br>1000m  | 1000m<br>800m   | 800m<br>600m    | 600m<br>400m    | 400m<br>200m    | 200m<br>ARR     |
|--------------------------|-----------------|-----------------|-----------------|-----------------|-----------------|-----------------|-----------------|-----------------|-----------------|-----------------|
| <b>Temps de parcours</b> | <b>00:08.44</b> | <b>00:20.35</b> | <b>00:32.41</b> | <b>00:44.19</b> | <b>00:55.84</b> | <b>01:07.87</b> | <b>01:19.79</b> | <b>01:31.96</b> | <b>01:43.99</b> | <b>01:56.82</b> |
| Temps du tronçon         | 00:08.49        | 00:11.91        | 00:12.06        | 00:11.77        | 00:11.65        | 00:12.02        | 00:11.92        | 00:12.16        | 00:12.02        | 00:12.83        |
| <b>Vitesse moyenne</b>   | 43.2            | 60.5            | 59.8            | 61.3            | 61.4            | 60.1            | 60.2            | 59.4            | 59.7            | 55.9            |

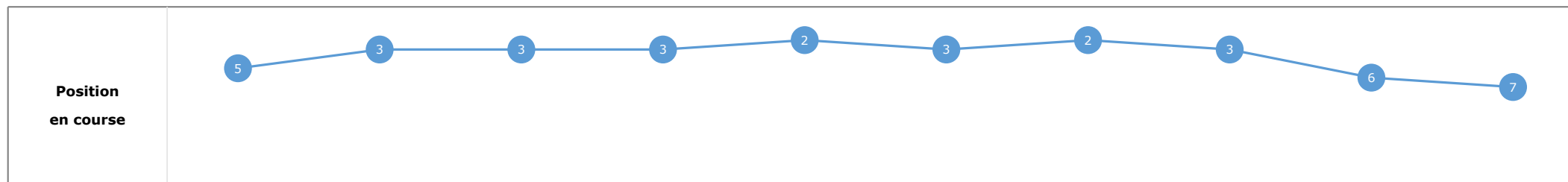
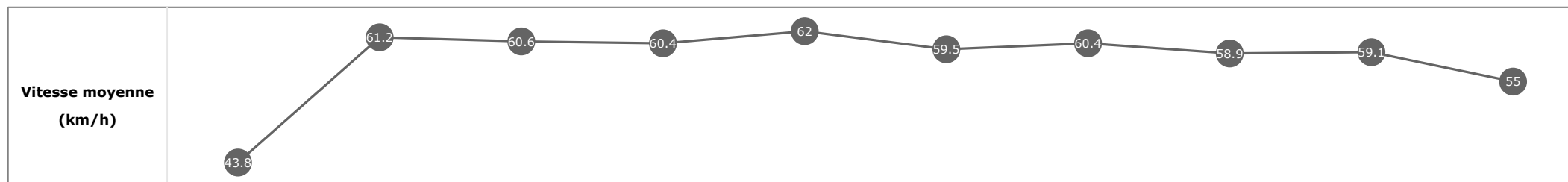


**Statistiques Tracking**  
**DEAUVILLE**  
**C7 - PRIX DE CLARBEC - 1900m**  
**samedi 15 août 2020 - 17:35**

Cheval **GLOBAL PASSION**  
 Jockey **E. ETIENNE**  
 Rang d'arrivée **7**  
 Temps de parcours **01:56.94**  
 Tronçon le plus rapide **00:11.64** (tronçon 1200m - 1000m)  
 Vitesse maximale **63.72** (tronçon 1800m - 1600m)  
 Vitesse moyenne **58.5**

**Données de tracking**

| Tronçons de 200m         | DEP<br>1800m    | 1800m<br>1600m  | 1600m<br>1400m  | 1400m<br>1200m  | 1200m<br>1000m  | 1000m<br>800m   | 800m<br>600m    | 600m<br>400m    | 400m<br>200m    | 200m<br>ARR     |
|--------------------------|-----------------|-----------------|-----------------|-----------------|-----------------|-----------------|-----------------|-----------------|-----------------|-----------------|
| <b>Temps de parcours</b> | <b>00:08.33</b> | <b>00:20.11</b> | <b>00:32.00</b> | <b>00:43.91</b> | <b>00:55.56</b> | <b>01:07.60</b> | <b>01:19.56</b> | <b>01:31.76</b> | <b>01:43.85</b> | <b>01:56.94</b> |
| Temps du tronçon         | 00:08.38        | 00:11.78        | 00:11.88        | 00:11.91        | 00:11.64        | 00:12.04        | 00:11.95        | 00:12.20        | 00:12.09        | 00:13.09        |
| <b>Vitesse moyenne</b>   | 43.8            | 61.2            | 60.6            | 60.4            | 62              | 59.5            | 60.4            | 58.9            | 59.1            | 55              |




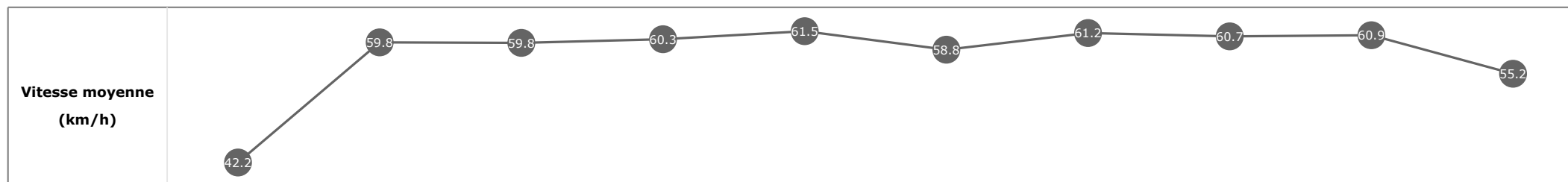


**Statistiques Tracking**  
**DEAUVILLE**  
**C7 - PRIX DE CLARBEC - 1900m**  
**samedi 15 août 2020 - 17:35**

Cheval **SEMEUR D'ESPOIR**  
 Jockey **G. BENOIST**  
 Rang d'arrivée **8**  
 Temps de parcours **01:57.37**  
 Tronçon le plus rapide **00:11.75** (tronçon 1200m - 1000m)  
 Vitesse maximale **63.97** (tronçon 800m - 600m)  
 Vitesse moyenne **58.5**

**Données de tracking**

| Tronçons de 200m         | DEP<br>1800m    | 1800m<br>1600m  | 1600m<br>1400m  | 1400m<br>1200m  | 1200m<br>1000m  | 1000m<br>800m   | 800m<br>600m    | 600m<br>400m    | 400m<br>200m    | 200m<br>ARR     |
|--------------------------|-----------------|-----------------|-----------------|-----------------|-----------------|-----------------|-----------------|-----------------|-----------------|-----------------|
| <b>Temps de parcours</b> | <b>00:08.70</b> | <b>00:20.71</b> | <b>00:32.73</b> | <b>00:44.66</b> | <b>00:56.41</b> | <b>01:08.65</b> | <b>01:20.44</b> | <b>01:32.49</b> | <b>01:44.30</b> | <b>01:57.37</b> |
| Temps du tronçon         | 00:08.75        | 00:12.01        | 00:12.02        | 00:11.92        | 00:11.75        | 00:12.23        | 00:11.78        | 00:12.05        | 00:11.81        | 00:13.06        |
| <b>Vitesse moyenne</b>   | 42.2            | 59.8            | 59.8            | 60.3            | 61.5            | 58.8            | 61.2            | 60.7            | 60.9            | 55.2            |


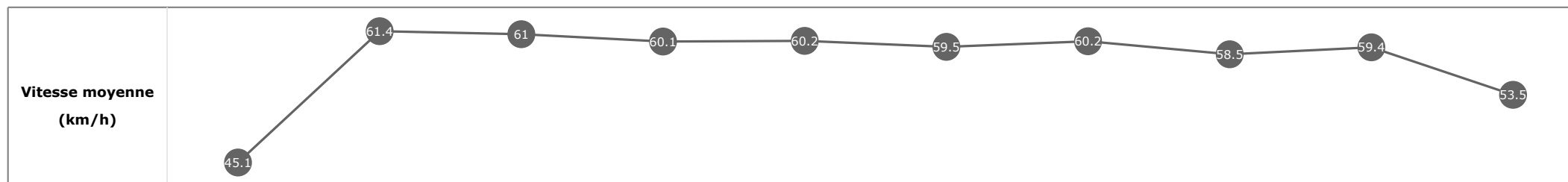


**Statistiques Tracking**  
**DEAUVILLE**  
**C7 - PRIX DE CLARBEC - 1900m**  
**samedi 15 août 2020 - 17:35**

Cheval **BALGEES TIME**  
 Jockey A. COUTIER  
 Rang d'arrivée **9**  
 Temps de parcours **01:57.73**  
 Tronçon le plus rapide **00:11.75** (tronçon 1600m - 1400m)  
 Vitesse maximale **64.12** (tronçon 1800m - 1600m)  
 Vitesse moyenne **58.3**

**Données de tracking**

| Tronçons de 200m         | DEP<br>1800m    | 1800m<br>1600m  | 1600m<br>1400m  | 1400m<br>1200m  | 1200m<br>1000m  | 1000m<br>800m   | 800m<br>600m    | 600m<br>400m    | 400m<br>200m    | 200m<br>ARR     |
|--------------------------|-----------------|-----------------|-----------------|-----------------|-----------------|-----------------|-----------------|-----------------|-----------------|-----------------|
| <b>Temps de parcours</b> | <b>00:08.17</b> | <b>00:19.98</b> | <b>00:31.73</b> | <b>00:43.72</b> | <b>00:55.70</b> | <b>01:07.75</b> | <b>01:19.80</b> | <b>01:32.19</b> | <b>01:44.30</b> | <b>01:57.73</b> |
| Temps du tronçon         | 00:08.21        | 00:11.81        | 00:11.75        | 00:11.98        | 00:11.97        | 00:12.05        | 00:12.04        | 00:12.39        | 00:12.11        | 00:13.42        |
| <b>Vitesse moyenne</b>   | 45.1            | 61.4            | 61              | 60.1            | 60.2            | 59.5            | 60.2            | 58.5            | 59.4            | 53.5            |


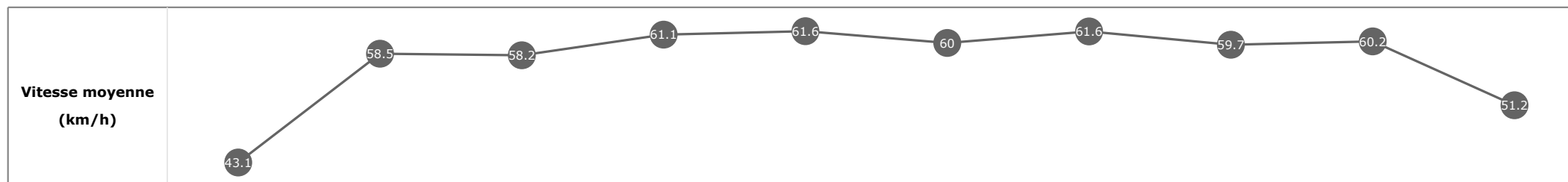


**Statistiques Tracking**  
**DEAUVILLE**  
**C7 - PRIX DE CLARBEC - 1900m**  
**samedi 15 août 2020 - 17:35**

Cheval **MAROBOb**  
 Jockey **Q. PERRETTE**  
 Rang d'arrivée **10**  
 Temps de parcours **01:58.73**  
 Tronçon le plus rapide **00:11.64** (tronçon 1200m - 1000m)  
 Vitesse maximale **64.55** (tronçon 800m - 600m)  
 Vitesse moyenne **57.8**

**Données de tracking**

| Tronçons de 200m         | DEP<br>1800m    | 1800m<br>1600m  | 1600m<br>1400m  | 1400m<br>1200m  | 1200m<br>1000m  | 1000m<br>800m   | 800m<br>600m    | 600m<br>400m    | 400m<br>200m    | 200m<br>ARR     |
|--------------------------|-----------------|-----------------|-----------------|-----------------|-----------------|-----------------|-----------------|-----------------|-----------------|-----------------|
| <b>Temps de parcours</b> | <b>00:08.56</b> | <b>00:20.91</b> | <b>00:33.25</b> | <b>00:45.09</b> | <b>00:56.74</b> | <b>01:08.72</b> | <b>01:20.42</b> | <b>01:32.72</b> | <b>01:44.70</b> | <b>01:58.73</b> |
| Temps du tronçon         | 00:08.61        | 00:12.34        | 00:12.34        | 00:11.84        | 00:11.64        | 00:11.98        | 00:11.69        | 00:12.29        | 00:11.98        | 00:14.03        |
| <b>Vitesse moyenne</b>   | 43.1            | 58.5            | 58.2            | 61.1            | 61.6            | 60              | 61.6            | 59.7            | 60.2            | 51.2            |

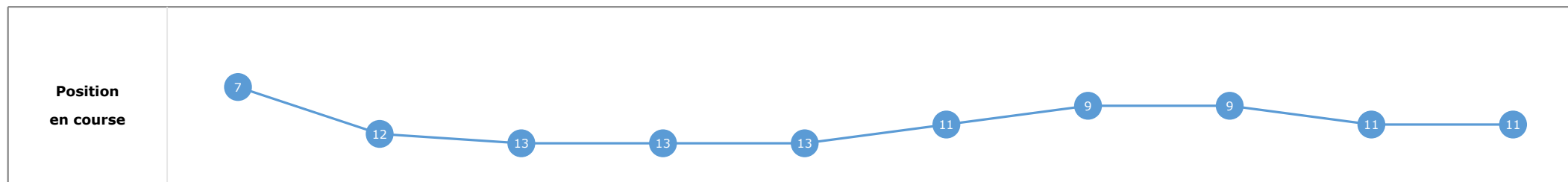
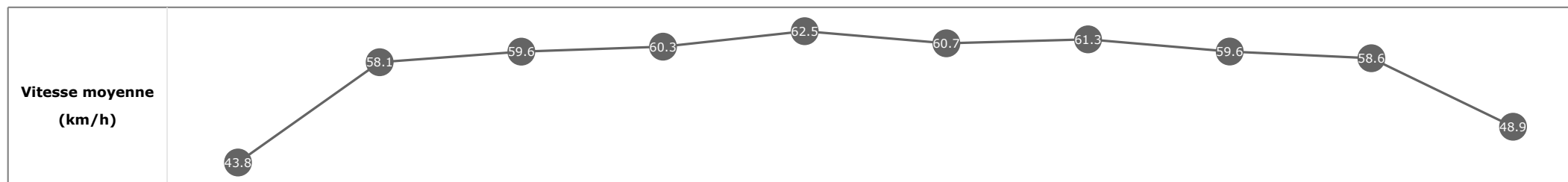


**Statistiques Tracking**  
**DEAUVILLE**  
**C7 - PRIX DE CLARBEC - 1900m**  
**samedi 15 août 2020 - 17:35**

Cheval **MY LENNY**  
 Jockey **P. BAZIRE**  
 Rang d'arrivée **11**  
 Temps de parcours **01:59.48**  
 Tronçon le plus rapide **00:11.61** (tronçon 1200m - 1000m)  
 Vitesse maximale **64.87** (tronçon 1200m - 1000m)  
 Vitesse moyenne **57.5**

**Données de tracking**

| Tronçons de 200m         | DEP<br>1800m    | 1800m<br>1600m  | 1600m<br>1400m  | 1400m<br>1200m  | 1200m<br>1000m  | 1000m<br>800m   | 800m<br>600m    | 600m<br>400m    | 400m<br>200m    | 200m<br>ARR     |
|--------------------------|-----------------|-----------------|-----------------|-----------------|-----------------|-----------------|-----------------|-----------------|-----------------|-----------------|
| <b>Temps de parcours</b> | <b>00:08.39</b> | <b>00:20.85</b> | <b>00:33.07</b> | <b>00:44.95</b> | <b>00:56.56</b> | <b>01:08.39</b> | <b>01:20.17</b> | <b>01:32.48</b> | <b>01:44.77</b> | <b>01:59.48</b> |
| Temps du tronçon         | 00:08.44        | 00:12.46        | 00:12.22        | 00:11.87        | 00:11.61        | 00:11.82        | 00:11.78        | 00:12.30        | 00:12.29        | 00:14.70        |
| <b>Vitesse moyenne</b>   | 43.8            | 58.1            | 59.6            | 60.3            | 62.5            | 60.7            | 61.3            | 59.6            | 58.6            | 48.9            |

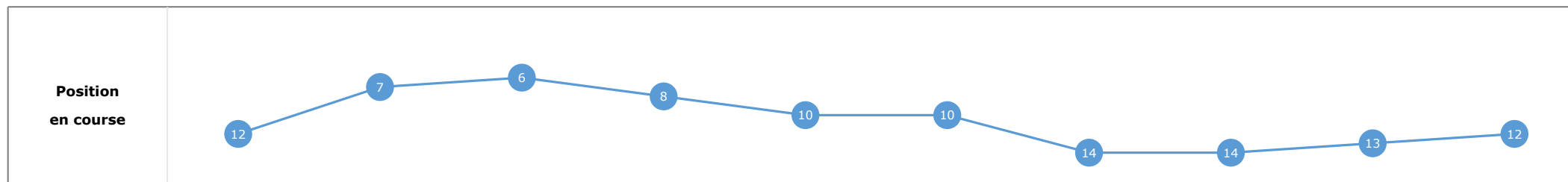
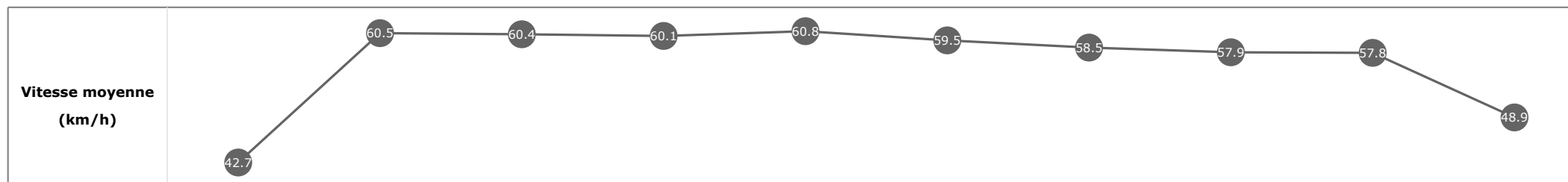


**Statistiques Tracking**  
**DEAUVILLE**  
**C7 - PRIX DE CLARBEC - 1900m**  
**samedi 15 août 2020 - 17:35**

Cheval **SAINT LEONARD**  
 Jockey **J. MOBIAN**  
 Rang d'arrivée **12**  
 Temps de parcours **02:00.38**  
 Tronçon le plus rapide **00:11.87** (tronçon 1200m - 1000m)  
 Vitesse maximale **62.71** (tronçon 1600m - 1400m)  
 Vitesse moyenne **57**

**Données de tracking**

| Tronçons de 200m         | DEP<br>1800m    | 1800m<br>1600m  | 1600m<br>1400m  | 1400m<br>1200m  | 1200m<br>1000m  | 1000m<br>800m   | 800m<br>600m    | 600m<br>400m    | 400m<br>200m    | 200m<br>ARR     |
|--------------------------|-----------------|-----------------|-----------------|-----------------|-----------------|-----------------|-----------------|-----------------|-----------------|-----------------|
| <b>Temps de parcours</b> | <b>00:08.60</b> | <b>00:20.50</b> | <b>00:32.41</b> | <b>00:44.35</b> | <b>00:56.22</b> | <b>01:08.32</b> | <b>01:20.63</b> | <b>01:33.19</b> | <b>01:45.67</b> | <b>02:00.38</b> |
| Temps du tronçon         | 00:08.65        | 00:11.89        | 00:11.91        | 00:11.93        | 00:11.87        | 00:12.10        | 00:12.30        | 00:12.55        | 00:12.48        | 00:14.71        |
| <b>Vitesse moyenne</b>   | 42.7            | 60.5            | 60.4            | 60.1            | 60.8            | 59.5            | 58.5            | 57.9            | 57.8            | 48.9            |

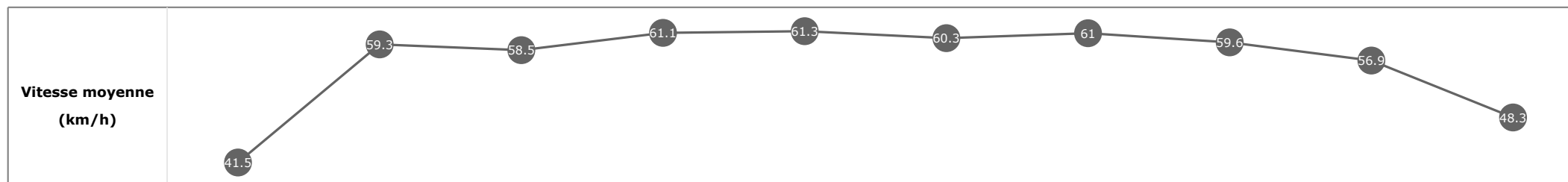


**Statistiques Tracking**  
**DEAUVILLE**  
**C7 - PRIX DE CLARBEC - 1900m**  
**samedi 15 août 2020 - 17:35**

Cheval **FONTENAY**  
 Jockey **C. STEFAN**  
 Rang d'arrivée **13**  
 Temps de parcours **02:00.52**  
 Tronçon le plus rapide **00:11.72** (tronçon 1200m - 1000m)  
 Vitesse maximale **64.15** (tronçon 1400m - 1200m)  
 Vitesse moyenne **57**

**Données de tracking**

| Tronçons de 200m         | DEP<br>1800m    | 1800m<br>1600m  | 1600m<br>1400m  | 1400m<br>1200m  | 1200m<br>1000m  | 1000m<br>800m   | 800m<br>600m    | 600m<br>400m    | 400m<br>200m    | 200m<br>ARR     |
|--------------------------|-----------------|-----------------|-----------------|-----------------|-----------------|-----------------|-----------------|-----------------|-----------------|-----------------|
| <b>Temps de parcours</b> | <b>00:08.88</b> | <b>00:21.10</b> | <b>00:33.48</b> | <b>00:45.23</b> | <b>00:56.95</b> | <b>01:08.98</b> | <b>01:20.78</b> | <b>01:32.93</b> | <b>01:45.66</b> | <b>02:00.52</b> |
| Temps du tronçon         | 00:08.93        | 00:12.22        | 00:12.37        | 00:11.74        | 00:11.72        | 00:12.02        | 00:11.79        | 00:12.15        | 00:12.72        | 00:14.85        |
| <b>Vitesse moyenne</b>   | 41.5            | 59.3            | 58.5            | 61.1            | 61.3            | 60.3            | 61              | 59.6            | 56.9            | 48.3            |


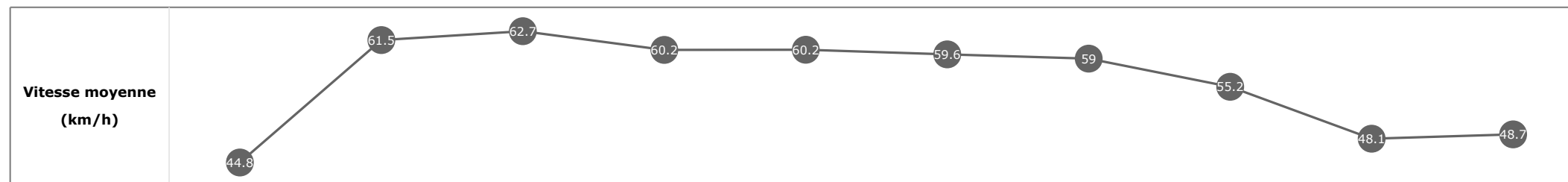


**Statistiques Tracking**  
**DEAUVILLE**  
**C7 - PRIX DE CLARBEC - 1900m**  
**samedi 15 août 2020 - 17:35**

Cheval **WOLFY CHOP**  
 Jockey **M. VIDOTTO**  
 Rang d'arrivée **14**  
 Temps de parcours **02:02.55**  
 Tronçon le plus rapide **00:11.51** (tronçon 1600m - 1400m)  
 Vitesse maximale **65.52** (tronçon 1600m - 1400m)  
 Vitesse moyenne **56**

**Données de tracking**

| Tronçons de 200m         | DEP<br>1800m    | 1800m<br>1600m  | 1600m<br>1400m  | 1400m<br>1200m  | 1200m<br>1000m  | 1000m<br>800m   | 800m<br>600m    | 600m<br>400m    | 400m<br>200m    | 200m<br>ARR     |
|--------------------------|-----------------|-----------------|-----------------|-----------------|-----------------|-----------------|-----------------|-----------------|-----------------|-----------------|
| <b>Temps de parcours</b> | <b>00:08.14</b> | <b>00:20.01</b> | <b>00:31.52</b> | <b>00:43.50</b> | <b>00:55.48</b> | <b>01:07.53</b> | <b>01:19.72</b> | <b>01:32.86</b> | <b>01:47.75</b> | <b>02:02.55</b> |
| Temps du tronçon         | 00:08.19        | 00:11.87        | 00:11.51        | 00:11.98        | 00:11.98        | 00:12.04        | 00:12.19        | 00:13.13        | 00:14.88        | 00:14.80        |
| <b>Vitesse moyenne</b>   | 44.8            | 61.5            | 62.7            | 60.2            | 60.2            | 59.6            | 59              | 55.2            | 48.1            | 48.7            |



**Statistiques Tracking**  
**DEAUVILLE**  
**C7 - PRIX DE CLARBEC - 1900m**  
**samedi 15 août 2020 - 17:35**

Cheval **MON CIEL ETOILE**  
 Jockey **Y. BOURGOIS**  
 Rang d'arrivée **15**  
 Temps de parcours **02:02.65**  
 Tronçon le plus rapide **00:11.89** (tronçon 1400m - 1200m)  
 Vitesse maximale **62.96** (tronçon 1000m - 800m)  
 Vitesse moyenne **55.9**

**Données de tracking**

| Tronçons de 200m         | DEP<br>1800m    | 1800m<br>1600m  | 1600m<br>1400m  | 1400m<br>1200m  | 1200m<br>1000m  | 1000m<br>800m   | 800m<br>600m    | 600m<br>400m    | 400m<br>200m    | 200m<br>ARR     |
|--------------------------|-----------------|-----------------|-----------------|-----------------|-----------------|-----------------|-----------------|-----------------|-----------------|-----------------|
| <b>Temps de parcours</b> | <b>00:08.20</b> | <b>00:20.20</b> | <b>00:32.18</b> | <b>00:44.08</b> | <b>00:55.99</b> | <b>01:08.07</b> | <b>01:20.17</b> | <b>01:33.19</b> | <b>01:46.54</b> | <b>02:02.65</b> |
| Temps du tronçon         | 00:08.25        | 00:11.99        | 00:11.98        | 00:11.89        | 00:11.91        | 00:12.08        | 00:12.10        | 00:13.02        | 00:13.34        | 00:16.10        |
| <b>Vitesse moyenne</b>   | 44.7            | 60.3            | 60.2            | 60.6            | 60.3            | 59.6            | 59.6            | 55.5            | 53.8            | 44.7            |

