

Statistiques Tracking
DEAUVILLE
C1 - HANDICAP DE LA MANCHE - 3200m
mardi 18 août 2020 - 13:50

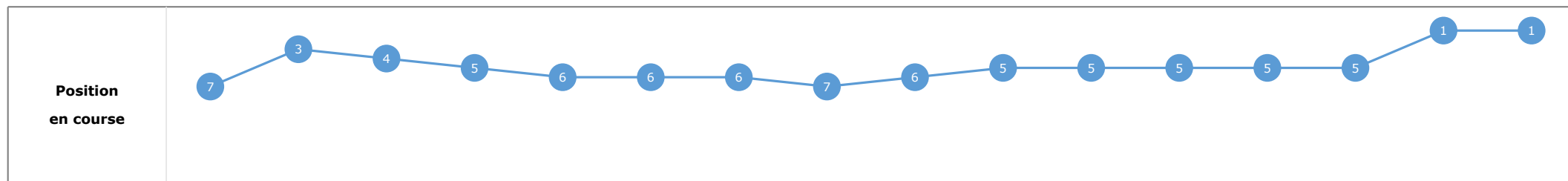
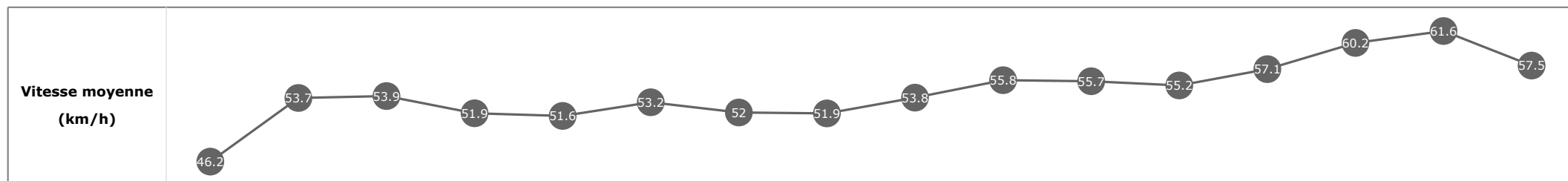
Partant (corde)	Cheval	Arrivée officielle	Tronçons de 200m		DEP - 1000m	1000m - 800m	800m - 600m	600m - 400m	400m - 200m	200m - ARR	Temps officiel	Derniers 600m	Parcours vs. 1er
			Vitesse Max	200m les plus rapides	Temps passage en tête	Durée du tronçon	02:31.55	02:45.64	02:58.70	03:11.33			
					T1	T2	T3	T4	T5	T6			
6 (10)	KARLSTAD M. GUYON	1	63.00 T5	00:11.74 T5	02:32.28 5 02:32.28	02:46.21 5 00:13.92	02:59.07 5 00:12.86	03:11.49 5 00:12.41	03:23.24 1 00:11.74	03:35.74 00:12.50	3'35"96	00:36.67	
4 (2)	PORT DEAUVILLE E. HARDOUIN	2	62.64 T4	00:11.97 T5	02:32.75 8 02:32.75	02:46.35 7 00:13.60	02:59.09 6 00:12.74	03:11.43 4 00:12.33	03:23.40 2 00:11.97	03:36.26 00:12.86	3'36"45	00:37.17	-18.66
1 (3)	MISTER NINO T. BACHELOT	3	63.11 T4	00:12.09 T5	02:32.45 6 02:32.45	02:46.27 6 00:13.81	02:59.27 7 00:13.00	03:11.73 7 00:12.46	03:23.83 7 00:12.09	03:36.57 00:12.74	3'36"73	00:37.29	-16.83
3 (1)	SARENDAM PC. BOUDOT	4	62.03 T5	00:12.21 T5	02:31.81 2 02:31.81	02:45.83 2 00:14.02	02:58.85 2 00:13.01	03:11.35 2 00:12.50	03:23.57 4 00:12.21	03:36.56 00:12.98	3'36"78	00:37.71	-19.02
12 (15)	MDRACAFEU M. BARZALONA	5	63.00 T4	00:12.06 T5	02:32.98 11 02:32.98	02:46.58 10 00:13.59	02:59.30 8 00:12.72	03:11.65 6 00:12.34	03:23.71 6 00:12.06	03:36.67 00:12.96	3'36"83	00:37.37	-17.10
9 (4)	KAISERPERLE C. DEMURO	6	61.06 T4	00:12.21 T5	02:31.55 1 02:31.55	02:45.64 1 00:14.08	02:58.70 1 00:13.06	03:11.33 1 00:12.62	03:23.55 3 00:12.21	03:36.75 00:13.19	3'36"92	00:38.04	-1.55
14 (8)	PLAGE KELLER V. SEGUY	7	63.22 T5	00:12.00 T5	02:32.64 7 02:32.64	02:46.44 8 00:13.80	02:59.34 9 00:12.89	03:11.89 9 00:12.55	03:23.89 8 00:12.00	03:36.77 00:12.87	3'36"95	00:37.42	2.02
15 (13)	MORTREE A. COUTIER	8	63.36 T5	00:11.87 T5	02:33.12 12 02:33.12	02:47.02 14 00:13.90	02:59.98 15 00:12.96	03:12.31 14 00:12.32	03:24.18 9 00:11.87	03:36.93 00:12.74	3'37"13	00:36.94	-0.06
8 (14)	SIR GEORGE A. POUCHIN	9	62.64 T5	00:11.86 T5	02:33.20 13 02:33.20	02:46.89 13 00:13.68	02:59.92 13 00:13.02	03:12.40 15 00:12.48	03:24.26 10 00:11.86	03:37.39 00:13.13	3'37"58	00:37.47	-6.91
10 (5)	LINSOUMIS A. LEMAITRE	10	62.57 T5	00:12.24 T5	02:32.10 4 02:32.10	02:46.06 4 00:13.96	02:59.01 4 00:12.94	03:11.42 3 00:12.41	03:23.67 5 00:12.24	03:37.95 00:14.28	3'38"13	00:38.94	-6.86
2 (7)	L'INDOMPTABLE V. CHEMINAUD	11	62.75 T4	00:12.27 T5	02:32.90 9 02:32.90	02:46.74 11 00:13.83	02:59.65 10 00:12.91	03:12.05 10 00:12.40	03:24.33 11 00:12.27	03:38.17 00:13.84	3'38"39	00:38.52	0.21
5 (11)	PASCASHA D'OR M. BERTO	12	62.60 T4	00:12.24 T4	02:33.48 15 02:33.48	02:47.10 15 00:13.62	02:59.94 14 00:12.83	03:12.18 11 00:12.24	03:24.57 12 00:12.38	03:39.84 00:15.27	3'39"99	00:39.90	-9.38
11 (6)	ADELINE T. PICCONE	13	62.68 T5	00:12.37 T5	02:32.96 10 02:32.96	02:46.56 9 00:13.59	02:59.70 11 00:13.14	03:12.24 12 00:12.54	03:24.61 13 00:12.37	03:39.97 00:15.35	3'40"05	00:40.26	-4.96
7 (9)	ELYSIAN STAR O. PESLIER	14	61.16 T4	00:12.51 T4	02:33.22 14 02:33.22	02:46.88 12 00:13.66	02:59.74 12 00:12.85	03:12.26 13 00:12.51	03:25.49 15 00:13.23	03:43.03 00:17.53	3'43"01	00:43.28	-7.54
13 (12)	TENNESSEE SONG S. PASQUIER	15	61.13 T4	00:12.58 T1	02:32.00 3 02:32.00	02:45.89 3 00:13.88	02:58.94 3 00:13.05	03:11.76 8 00:12.82	03:25.21 14 00:13.45	03:43.02 00:17.80	3'43"28	00:44.07	-0.82

Statistiques Tracking DEAUVILLE C1 - HANDICAP DE LA MANCHE - 3200m mardi 18 août 2020 - 13:50

Cheval **KARLSTAD**
 Jockey **M. GUYON**
 Rang d'arrivée **1**
 Temps de parcours **03:35.74**
 Tronçon le plus rapide **00:11.74** (tronçon 400m - 200m)
 Vitesse maximale **63.00** (tronçon 400m - 200m)
 Vitesse moyenne **54.3**

Données de tracking

Tronçons de 200m	DEP 3000m	3000m 2800m	2800m 2600m	2600m 2400m	2400m 2200m	2200m 2000m	2000m 1800m	1800m 1600m	1600m 1400m	1400m 1200m	1200m 1000m	1000m 800m	800m 600m	600m 400m	400m 200m	200m ARR
Temps de parcours	00:15.54	00:28.90	00:42.32	00:56.16	01:08.78	01:24.06	01:38.16	01:52.38	02:05.88	02:18.84	02:32.28	02:46.21	02:59.07	03:11.49	03:23.24	03:35.74
Temps du tronçon	00:15.59	00:13.35	00:13.42	00:13.83	00:12.62	00:15.27	00:14.09	00:14.22	00:13.50	00:12.95	00:13.44	00:13.92	00:12.86	00:12.41	00:11.74	00:12.50
Vitesse moyenne	46.2	53.7	53.9	51.9	51.6	53.2	52	51.9	53.8	55.8	55.7	55.2	57.1	60.2	61.6	57.5

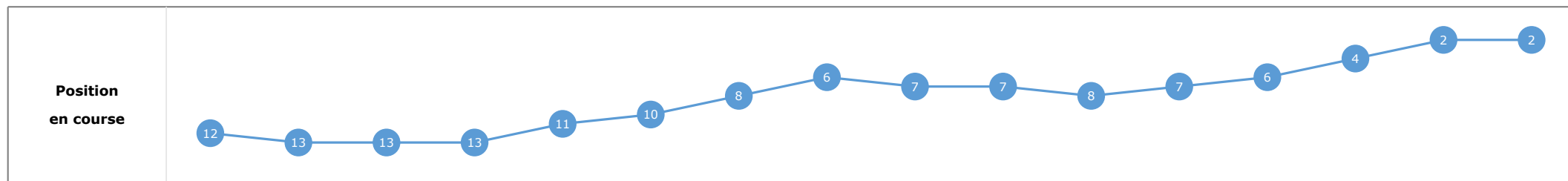
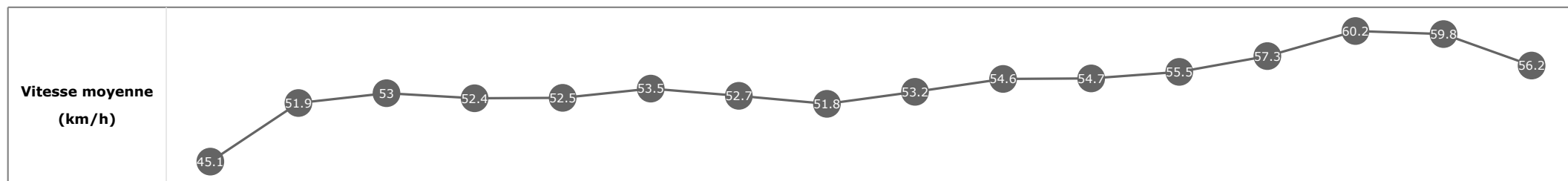


Statistiques Tracking DEAUVILLE C1 - HANDICAP DE LA MANCHE - 3200m mardi 18 août 2020 - 13:50

Cheval **PORT DEAUVILLE**
 Jockey **E. HARDOUIN**
 Rang d'arrivée **2**
 Temps de parcours **03:36.26**
 Tronçon le plus rapide **00:11.97** (tronçon 400m - 200m)
 Vitesse maximale **62.64** (tronçon 600m - 400m)
 Vitesse moyenne **53.8**

Données de tracking

Tronçons de 200m	DEP 3000m	3000m 2800m	2800m 2600m	2600m 2400m	2400m 2200m	2200m 2000m	2000m 1800m	1800m 1600m	1600m 1400m	1400m 1200m	1200m 1000m	1000m 800m	800m 600m	600m 400m	400m 200m	200m ARR
Temps de parcours	00:15.94	00:29.83	00:43.38	00:57.15	01:09.56	01:24.49	01:38.23	01:52.24	02:05.91	02:19.10	02:32.75	02:46.35	02:59.09	03:11.43	03:23.40	03:36.26
Temps du tronçon	00:15.99	00:13.89	00:13.54	00:13.77	00:12.41	00:14.92	00:13.73	00:14.01	00:13.66	00:13.19	00:13.64	00:13.60	00:12.74	00:12.33	00:11.97	00:12.86
Vitesse moyenne	45.1	51.9	53	52.4	52.5	53.5	52.7	51.8	53.2	54.6	54.7	55.5	57.3	60.2	59.8	56.2

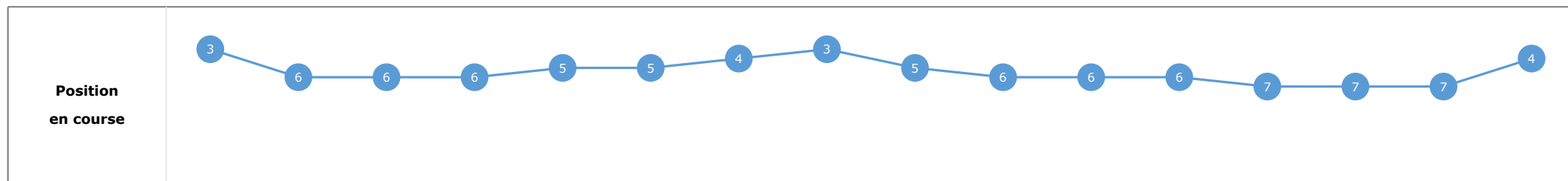
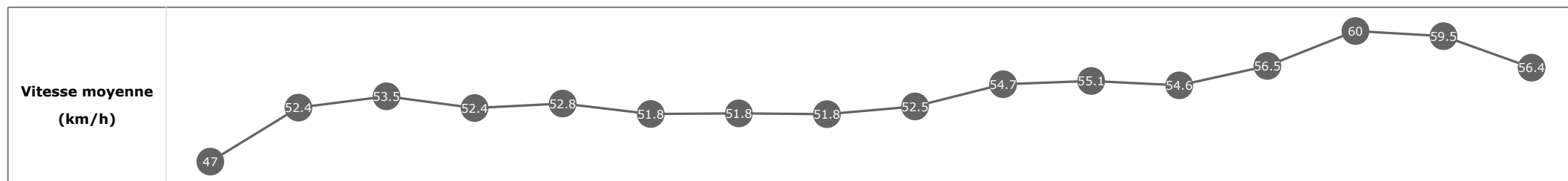


Statistiques Tracking
DEAUVILLE
C1 - HANDICAP DE LA MANCHE - 3200m
mardi 18 août 2020 - 13:50

Cheval **MISTER NINO**
 Jockey **T. BACHELOT**
 Rang d'arrivée **3**
 Temps de parcours **03:36.57**
 Tronçon le plus rapide **00:12.09** (tronçon 400m - 200m)
 Vitesse maximale **63.11** (tronçon 600m - 400m)
 Vitesse moyenne **53.8**

Données de tracking

Tronçons de 200m	DEP 3000m	3000m 2800m	2800m 2600m	2600m 2400m	2400m 2200m	2200m 2000m	2000m 1800m	1800m 1600m	1600m 1400m	1400m 1200m	1200m 1000m	1000m 800m	800m 600m	600m 400m	400m 200m	200m ARR
Temps de parcours	00:15.31	00:29.03	00:42.51	00:56.19	01:08.61	01:23.98	01:37.88	01:51.92	02:05.67	02:18.85	02:32.45	02:46.27	02:59.27	03:11.73	03:23.83	03:36.57
Temps du tronçon	00:15.36	00:13.72	00:13.48	00:13.67	00:12.41	00:15.37	00:13.89	00:14.04	00:13.74	00:13.18	00:13.59	00:13.81	00:13.00	00:12.46	00:12.09	00:12.74
Vitesse moyenne	47	52.4	53.5	52.4	52.8	51.8	51.8	51.8	52.5	54.7	55.1	54.6	56.5	60	59.5	56.4

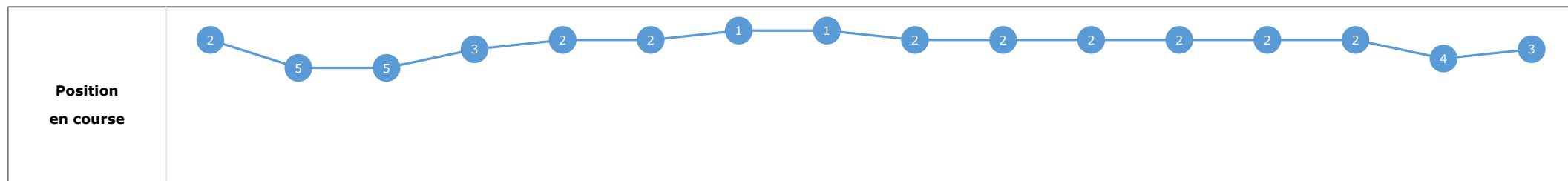
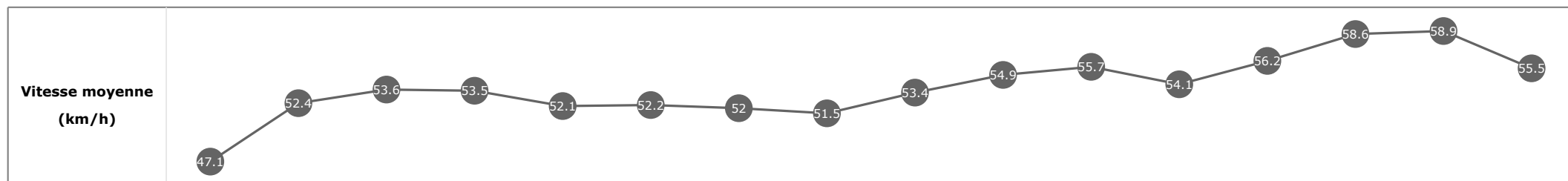


Statistiques Tracking
DEAUVILLE
C1 - HANDICAP DE LA MANCHE - 3200m
mardi 18 août 2020 - 13:50

Cheval **SARENDAM**
 Jockey **PC. BOUDOT**
 Rang d'arrivée **4**
 Temps de parcours **03:36.56**
 Tronçon le plus rapide **00:12.21** (tronçon 400m - 200m)
 Vitesse maximale **62.03** (tronçon 400m - 200m)
 Vitesse moyenne **53.7**

Données de tracking

Tronçons de 200m	DEP 3000m	3000m 2800m	2800m 2600m	2600m 2400m	2400m 2200m	2200m 2000m	2000m 1800m	1800m 1600m	1600m 1400m	1400m 1200m	1200m 1000m	1000m 800m	800m 600m	600m 400m	400m 200m	200m ARR
Temps de parcours	00:15.24	00:29.01	00:42.38	00:55.90	01:08.30	01:23.64	01:37.52	01:51.62	02:05.22	02:18.33	02:31.81	02:45.83	02:58.85	03:11.35	03:23.57	03:36.56
Temps du tronçon	00:15.29	00:13.77	00:13.36	00:13.52	00:12.39	00:15.34	00:13.87	00:14.10	00:13.59	00:13.10	00:13.48	00:14.02	00:13.01	00:12.50	00:12.21	00:12.98
Vitesse moyenne	47.1	52.4	53.6	53.5	52.1	52.2	52	51.5	53.4	54.9	55.7	54.1	56.2	58.6	58.9	55.5

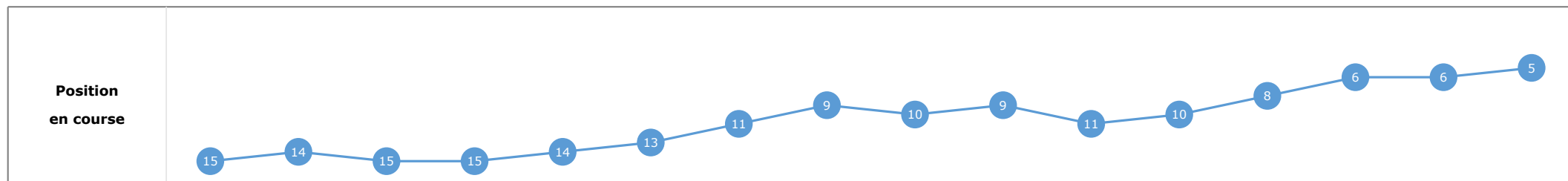
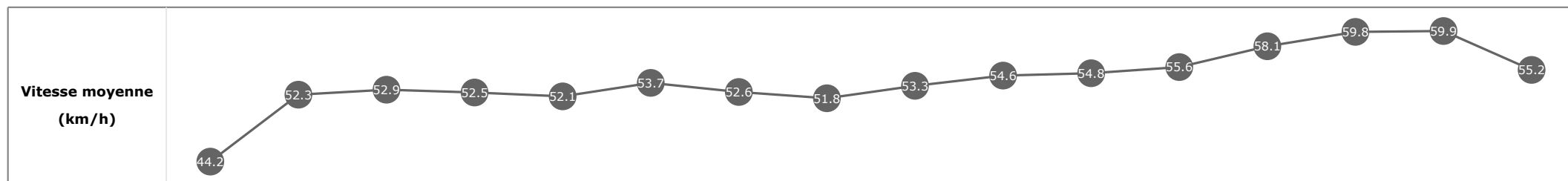


Statistiques Tracking DEAUVILLE C1 - HANDICAP DE LA MANCHE - 3200m mardi 18 août 2020 - 13:50

Cheval **MDRACAFEU**
 Jockey **M. BARZALONA**
 Rang d'arrivée **5**
 Temps de parcours **03:36.67**
 Tronçon le plus rapide **00:12.06** (tronçon 400m - 200m)
 Vitesse maximale **63.00** (tronçon 600m - 400m)
 Vitesse moyenne **53.7**

Données de tracking

Tronçons de 200m	DEP 3000m	3000m 2800m	2800m 2600m	2600m 2400m	2400m 2200m	2200m 2000m	2000m 1800m	1800m 1600m	1600m 1400m	1400m 1200m	1200m 1000m	1000m 800m	800m 600m	600m 400m	400m 200m	200m ARR
Temps de parcours	00:16.31	00:30.10	00:43.67	00:57.43	01:09.88	01:24.86	01:38.60	01:52.56	02:06.20	02:19.36	02:32.98	02:46.58	02:59.30	03:11.65	03:23.71	03:36.67
Temps du tronçon	00:16.36	00:13.79	00:13.56	00:13.75	00:12.45	00:14.98	00:13.73	00:13.95	00:13.64	00:13.15	00:13.62	00:13.59	00:12.72	00:12.34	00:12.06	00:12.96
Vitesse moyenne	44.2	52.3	52.9	52.5	52.1	53.7	52.6	51.8	53.3	54.6	54.8	55.6	58.1	59.8	59.9	55.2

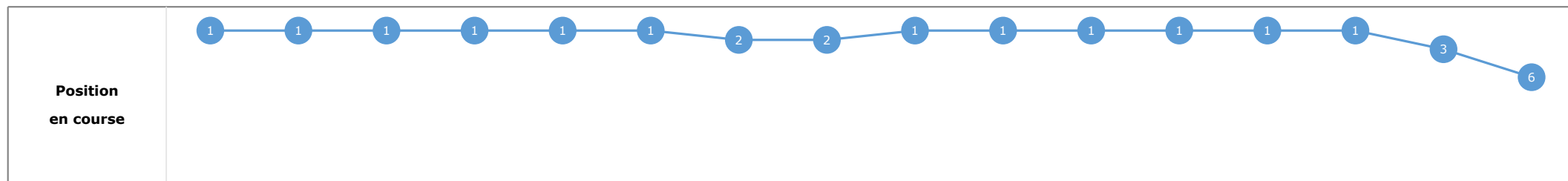
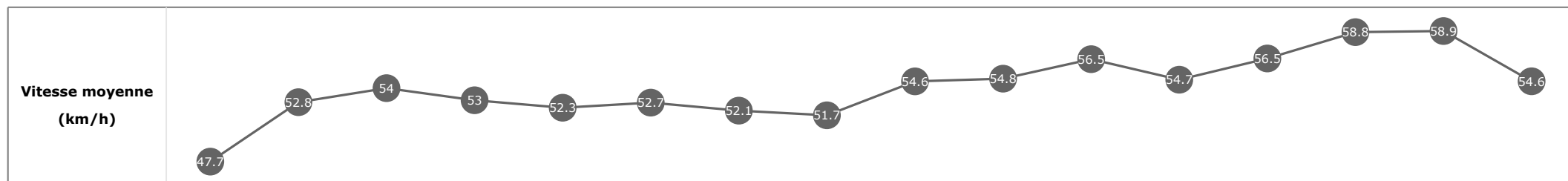


Statistiques Tracking
DEAUVILLE
C1 - HANDICAP DE LA MANCHE - 3200m
mardi 18 août 2020 - 13:50

Cheval **KAISERPERLE**
 Jockey **C. DEMURO**
 Rang d'arrivée **6**
 Temps de parcours **03:36.75**
 Tronçon le plus rapide **00:12.21** (tronçon 400m - 200m)
 Vitesse maximale **61.06** (tronçon 600m - 400m)
 Vitesse moyenne **54**

Données de tracking

Tronçons de 200m	DEP 3000m	3000m 2800m	2800m 2600m	2600m 2400m	2400m 2200m	2200m 2000m	2000m 1800m	1800m 1600m	1600m 1400m	1400m 1200m	1200m 1000m	1000m 800m	800m 600m	600m 400m	400m 200m	200m ARR
Temps de parcours	00:15.11	00:28.73	00:42.05	00:55.65	01:08.14	01:23.47	01:37.55	01:51.81	02:05.11	02:18.18	02:31.55	02:45.64	02:58.70	03:11.33	03:23.55	03:36.75
Temps du tronçon	00:15.15	00:13.62	00:13.31	00:13.60	00:12.48	00:15.33	00:14.07	00:14.26	00:13.30	00:13.07	00:13.36	00:14.08	00:13.06	00:12.62	00:12.21	00:13.19
Vitesse moyenne	47.7	52.8	54	53	52.3	52.7	52.1	51.7	54.6	54.8	56.5	54.7	56.5	58.8	58.9	54.6

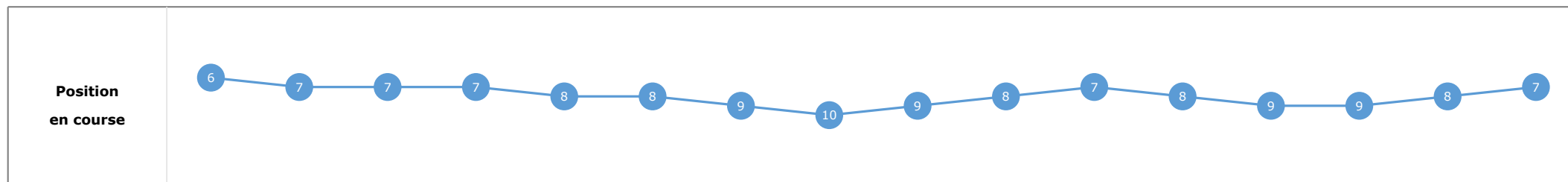
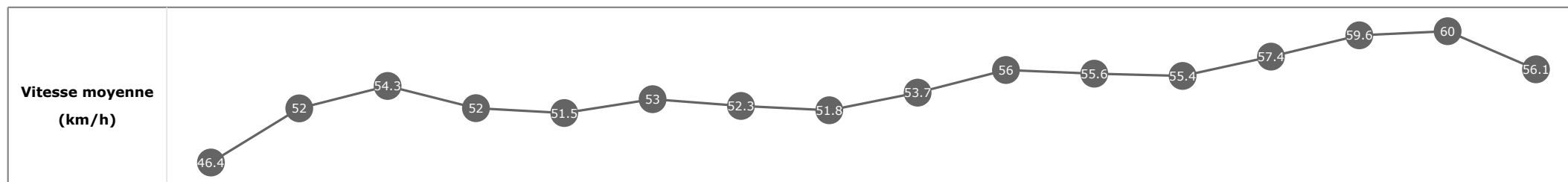


Statistiques Tracking
DEAUVILLE
C1 - HANDICAP DE LA MANCHE - 3200m
mardi 18 août 2020 - 13:50

Cheval **PLAGE KELLER**
 Jockey **V. SEGUY**
 Rang d'arrivée **7**
 Temps de parcours **03:36.77**
 Tronçon le plus rapide **00:12.00** (tronçon 400m - 200m)
 Vitesse maximale **63.22** (tronçon 400m - 200m)
 Vitesse moyenne **54**

Données de tracking

Tronçons de 200m	DEP 3000m	3000m 2800m	2800m 2600m	2600m 2400m	2400m 2200m	2200m 2000m	2000m 1800m	1800m 1600m	1600m 1400m	1400m 1200m	1200m 1000m	1000m 800m	800m 600m	600m 400m	400m 200m	200m ARR
Temps de parcours	00:15.51	00:29.28	00:42.61	00:56.43	01:09.11	01:24.38	01:38.45	01:52.68	02:06.20	02:19.13	02:32.64	02:46.44	02:59.34	03:11.89	03:23.89	03:36.77
Temps du tronçon	00:15.56	00:13.77	00:13.32	00:13.81	00:12.68	00:15.26	00:14.06	00:14.23	00:13.51	00:12.93	00:13.50	00:13.80	00:12.89	00:12.55	00:12.00	00:12.87
Vitesse moyenne	46.4	52	54.3	52	51.5	53	52.3	51.8	53.7	56	55.6	55.4	57.4	59.6	60	56.1


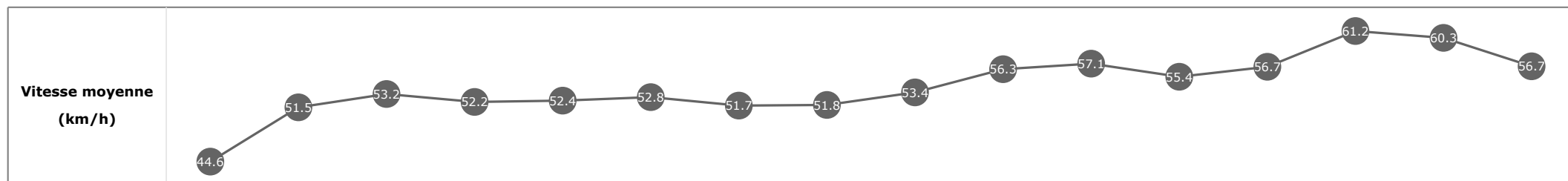


Statistiques Tracking
DEAUVILLE
C1 - HANDICAP DE LA MANCHE - 3200m
mardi 18 août 2020 - 13:50

Cheval **MORTREE**
 Jockey **A. COUTIER**
 Rang d'arrivée **8**
 Temps de parcours **03:36.93**
 Tronçon le plus rapide **00:11.87** (tronçon 400m - 200m)
 Vitesse maximale **63.36** (tronçon 400m - 200m)
 Vitesse moyenne **54**

Données de tracking

Tronçons de 200m	DEP 3000m	3000m 2800m	2800m 2600m	2600m 2400m	2400m 2200m	2200m 2000m	2000m 1800m	1800m 1600m	1600m 1400m	1400m 1200m	1200m 1000m	1000m 800m	800m 600m	600m 400m	400m 200m	200m ARR
Temps de parcours	00:16.08	00:30.12	00:43.59	00:57.39	01:09.92	01:25.18	01:39.28	01:53.47	02:07.11	02:19.86	02:33.12	02:47.02	02:59.98	03:12.31	03:24.18	03:36.93
Temps du tronçon	00:16.13	00:14.04	00:13.47	00:13.79	00:12.53	00:15.25	00:14.09	00:14.19	00:13.64	00:12.74	00:13.25	00:13.90	00:12.96	00:12.32	00:11.87	00:12.74
Vitesse moyenne	44.6	51.5	53.2	52.2	52.4	52.8	51.7	51.8	53.4	56.3	57.1	55.4	56.7	61.2	60.3	56.7

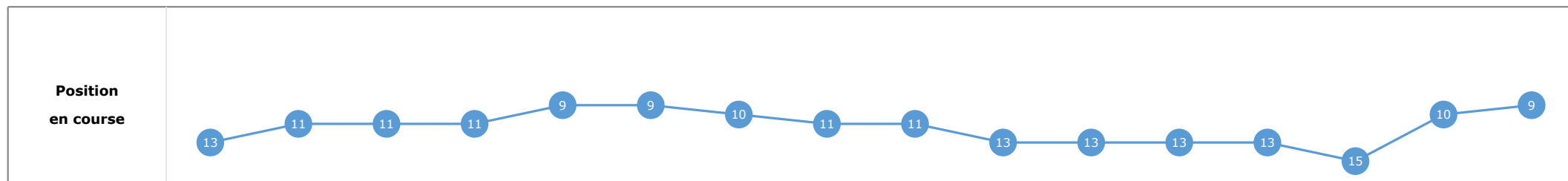
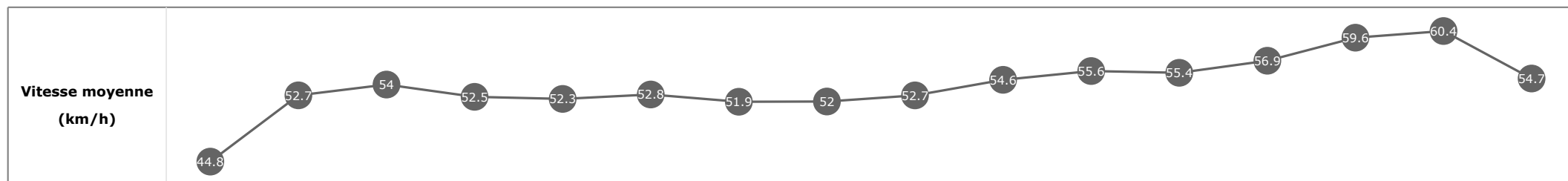


Statistiques Tracking DEAUVILLE C1 - HANDICAP DE LA MANCHE - 3200m mardi 18 août 2020 - 13:50

Cheval **SIR GEORGE**
 Jockey **A. POUCHIN**
 Rang d'arrivée **9**
 Temps de parcours **03:37.39**
 Tronçon le plus rapide **00:11.86** (tronçon 400m - 200m)
 Vitesse maximale **62.64** (tronçon 400m - 200m)
 Vitesse moyenne **53.7**

Données de tracking

Tronçons de 200m	DEP 3000m	3000m 2800m	2800m 2600m	2600m 2400m	2400m 2200m	2200m 2000m	2000m 1800m	1800m 1600m	1600m 1400m	1400m 1200m	1200m 1000m	1000m 800m	800m 600m	600m 400m	400m 200m	200m ARR
Temps de parcours	00:16.06	00:29.69	00:43.06	00:56.82	01:09.25	01:24.49	01:38.49	01:52.71	02:06.39	02:19.59	02:33.20	02:46.89	02:59.92	03:12.40	03:24.26	03:37.39
Temps du tronçon	00:16.11	00:13.63	00:13.36	00:13.75	00:12.43	00:15.23	00:14.00	00:14.21	00:13.68	00:13.20	00:13.60	00:13.68	00:13.02	00:12.48	00:11.86	00:13.13
Vitesse moyenne	44.8	52.7	54	52.5	52.3	52.8	51.9	52	52.7	54.6	55.6	55.4	56.9	59.6	60.4	54.7

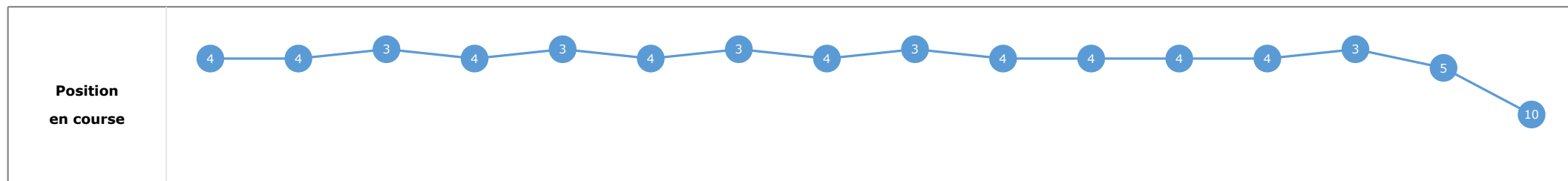
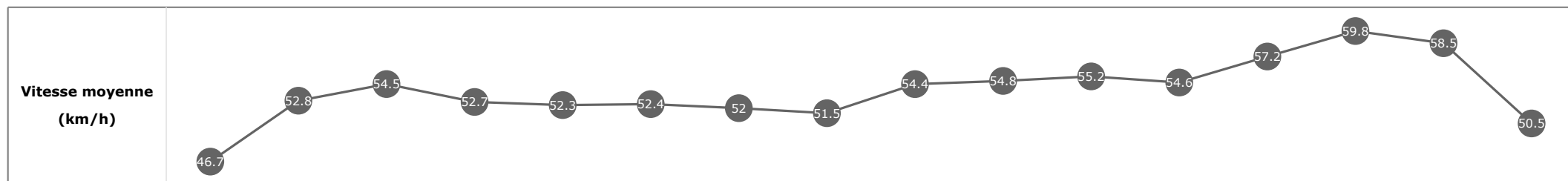


Statistiques Tracking DEAUVILLE C1 - HANDICAP DE LA MANCHE - 3200m mardi 18 août 2020 - 13:50

Cheval **LINSOUMIS**
 Jockey **A. LEMAITRE**
 Rang d'arrivée **10**
 Temps de parcours **03:37.95**
 Tronçon le plus rapide **00:12.24** (tronçon 400m - 200m)
 Vitesse maximale **62.57** (tronçon 400m - 200m)
 Vitesse moyenne **53.6**

Données de tracking

Tronçons de 200m	DEP 3000m	3000m 2800m	2800m 2600m	2600m 2400m	2400m 2200m	2200m 2000m	2000m 1800m	1800m 1600m	1600m 1400m	1400m 1200m	1200m 1000m	1000m 800m	800m 600m	600m 400m	400m 200m	200m ARR
Temps de parcours	00:15.37	00:28.99	00:42.30	00:55.94	01:08.43	01:23.79	01:37.80	01:52.08	02:05.44	02:18.57	02:32.10	02:46.06	02:59.01	03:11.42	03:23.67	03:37.95
Temps du tronçon	00:15.42	00:13.62	00:13.31	00:13.64	00:12.48	00:15.36	00:14.01	00:14.27	00:13.36	00:13.13	00:13.52	00:13.96	00:12.94	00:12.41	00:12.24	00:14.28
Vitesse moyenne	46.7	52.8	54.5	52.7	52.3	52.4	52	51.5	54.4	54.8	55.2	54.6	57.2	59.8	58.5	50.5

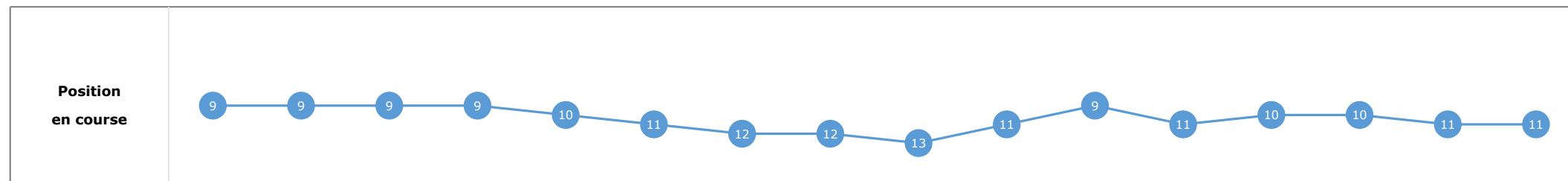
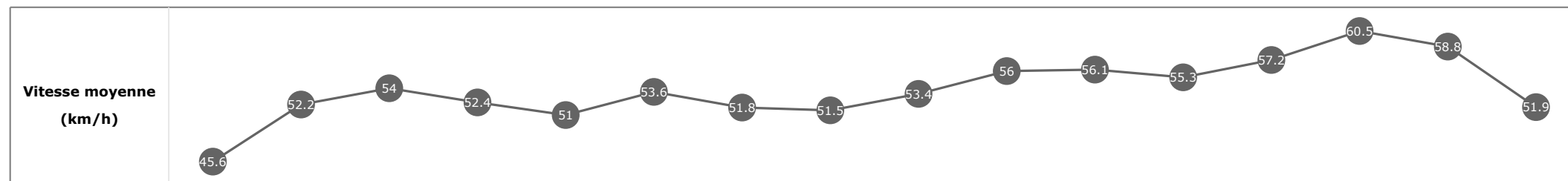


Statistiques Tracking
DEAUVILLE
C1 - HANDICAP DE LA MANCHE - 3200m
mardi 18 août 2020 - 13:50

Cheval **L'INDOMPTABLE**
 Jockey V. CHEMINAUD
 Rang d'arrivée **11**
 Temps de parcours **03:38.17**
 Tronçon le plus rapide **00:12.27** (tronçon 400m - 200m)
 Vitesse maximale **62.75** (tronçon 600m - 400m)
 Vitesse moyenne **53.7**

Données de tracking

Tronçons de 200m	DEP 3000m	3000m 2800m	2800m 2600m	2600m 2400m	2400m 2200m	2200m 2000m	2000m 1800m	1800m 1600m	1600m 1400m	1400m 1200m	1200m 1000m	1000m 800m	800m 600m	600m 400m	400m 200m	200m ARR
Temps de parcours	00:15.74	00:29.55	00:42.87	00:56.64	01:09.40	01:24.61	01:38.71	01:52.96	02:06.56	02:19.45	02:32.90	02:46.74	02:59.65	03:12.05	03:24.33	03:38.17
Temps du tronçon	00:15.79	00:13.80	00:13.31	00:13.77	00:12.75	00:15.20	00:14.10	00:14.25	00:13.60	00:12.88	00:13.45	00:13.83	00:12.91	00:12.40	00:12.27	00:13.84
Vitesse moyenne	45.6	52.2	54	52.4	51	53.6	51.8	51.5	53.4	56	56.1	55.3	57.2	60.5	58.8	51.9


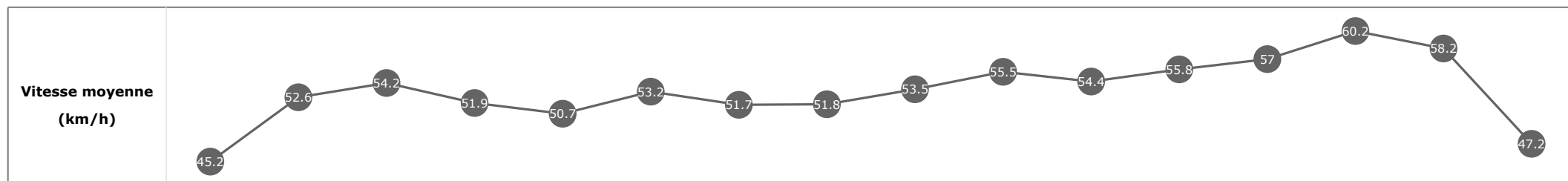


Statistiques Tracking
DEAUVILLE
C1 - HANDICAP DE LA MANCHE - 3200m
mardi 18 août 2020 - 13:50

Cheval **PASCASHA D'OR**
 Jockey **M. BERTO**
 Rang d'arrivée **12**
 Temps de parcours **03:39.84**
 Tronçon le plus rapide **00:12.24** (tronçon 600m - 400m)
 Vitesse maximale **62.60** (tronçon 600m - 400m)
 Vitesse moyenne **53.1**

Données de tracking

Tronçons de 200m	DEP 3000m	3000m 2800m	2800m 2600m	2600m 2400m	2400m 2200m	2200m 2000m	2000m 1800m	1800m 1600m	1600m 1400m	1400m 1200m	1200m 1000m	1000m 800m	800m 600m	600m 400m	400m 200m	200m ARR
Temps de parcours	00:15.88	00:29.58	00:42.92	00:56.80	01:09.60	01:24.92	01:39.02	01:53.23	02:06.81	02:19.80	02:33.48	02:47.10	02:59.94	03:12.18	03:24.57	03:39.84
Temps du tronçon	00:15.92	00:13.70	00:13.34	00:13.88	00:12.79	00:15.31	00:14.10	00:14.21	00:13.57	00:12.99	00:13.68	00:13.62	00:12.83	00:12.24	00:12.38	00:15.27
Vitesse moyenne	45.2	52.6	54.2	51.9	50.7	53.2	51.7	51.8	53.5	55.5	54.4	55.8	57	60.2	58.2	47.2

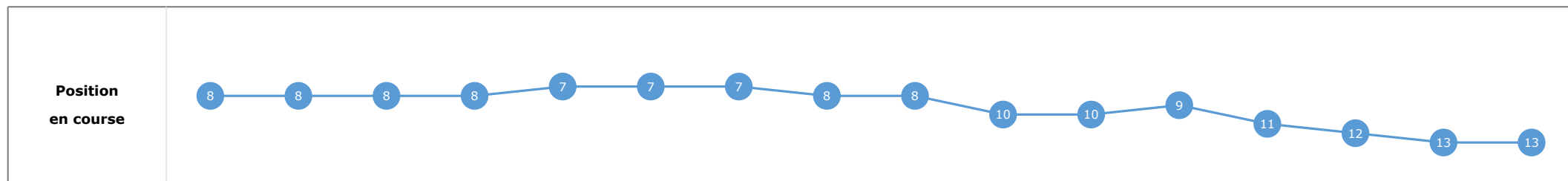
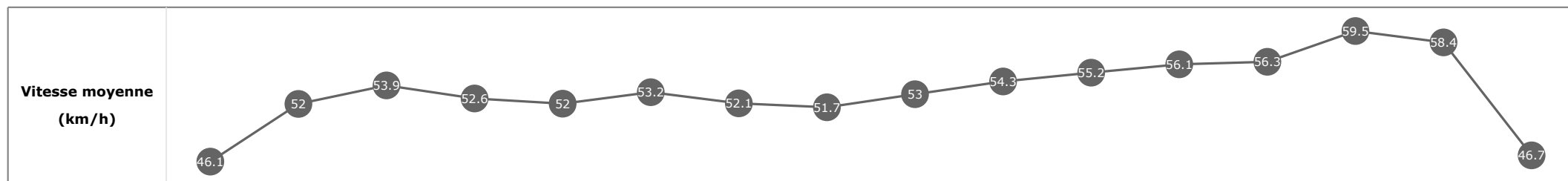


Statistiques Tracking DEAUVILLE C1 - HANDICAP DE LA MANCHE - 3200m mardi 18 août 2020 - 13:50

Cheval **ADELINE**
 Jockey **T. PICCONE**
 Rang d'arrivée **13**
 Temps de parcours **03:39.97**
 Tronçon le plus rapide **00:12.37** (tronçon 400m - 200m)
 Vitesse maximale **62.68** (tronçon 400m - 200m)
 Vitesse moyenne **53.1**

Données de tracking

Tronçons de 200m	DEP 3000m	3000m 2800m	2800m 2600m	2600m 2400m	2400m 2200m	2200m 2000m	2000m 1800m	1800m 1600m	1600m 1400m	1400m 1200m	1200m 1000m	1000m 800m	800m 600m	600m 400m	400m 200m	200m ARR
Temps de parcours	00:15.62	00:29.40	00:42.83	00:56.53	01:08.99	01:24.22	01:38.22	01:52.44	02:06.13	02:19.36	02:32.96	02:46.56	02:59.70	03:12.24	03:24.61	03:39.97
Temps du tronçon	00:15.67	00:13.77	00:13.43	00:13.70	00:12.46	00:15.22	00:14.00	00:14.21	00:13.69	00:13.23	00:13.60	00:13.59	00:13.14	00:12.54	00:12.37	00:15.35
Vitesse moyenne	46.1	52	53.9	52.6	52	53.2	52.1	51.7	53	54.3	55.2	56.1	56.3	59.5	58.4	46.7


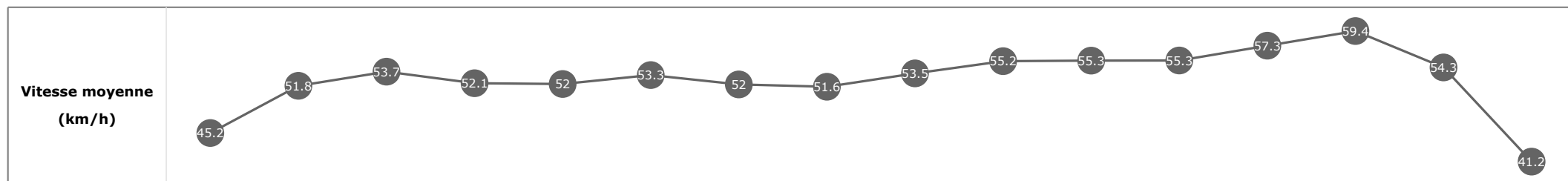


Statistiques Tracking DEAUVILLE C1 - HANDICAP DE LA MANCHE - 3200m mardi 18 août 2020 - 13:50

Cheval **ELYSIAN STAR**
 Jockey O. PESLIER
 Rang d'arrivée **14**
 Temps de parcours **03:43.03**
 Tronçon le plus rapide **00:12.51** (tronçon 600m - 400m)
 Vitesse maximale **61.16** (tronçon 600m - 400m)
 Vitesse moyenne **52.4**

Données de tracking

Tronçons de 200m	DEP 3000m	3000m 2800m	2800m 2600m	2600m 2400m	2400m 2200m	2200m 2000m	2000m 1800m	1800m 1600m	1600m 1400m	1400m 1200m	1200m 1000m	1000m 800m	800m 600m	600m 400m	400m 200m	200m ARR
Temps de parcours	00:15.87	00:29.83	00:43.18	00:56.99	01:09.56	01:24.74	01:38.82	01:53.03	02:06.56	02:19.59	02:33.22	02:46.88	02:59.74	03:12.26	03:25.49	03:43.03
Temps du tronçon	00:15.92	00:13.95	00:13.35	00:13.81	00:12.57	00:15.17	00:14.07	00:14.21	00:13.53	00:13.02	00:13.63	00:13.66	00:12.85	00:12.51	00:13.23	00:17.53
Vitesse moyenne	45.2	51.8	53.7	52.1	52	53.3	52	51.6	53.5	55.2	55.3	55.3	57.3	59.4	54.3	41.2



Statistiques Tracking
DEAUVILLE
C1 - HANDICAP DE LA MANCHE - 3200m
mardi 18 août 2020 - 13:50

Cheval **TENNESSEE SONG**
 Jockey **S. PASQUIER**
 Rang d'arrivée **15**
 Temps de parcours **03:43.02**
 Tronçon le plus rapide **00:12.58** (tronçon 2400m - 2200m)
 Vitesse maximale **61.13** (tronçon 600m - 400m)
 Vitesse moyenne **52.5**

Données de tracking

Tronçons de 200m	DEP 3000m	3000m 2800m	2800m 2600m	2600m 2400m	2400m 2200m	2200m 2000m	2000m 1800m	1800m 1600m	1600m 1400m	1400m 1200m	1200m 1000m	1000m 800m	800m 600m	600m 400m	400m 200m	200m ARR
Temps de parcours	00:15.42	00:28.83	00:42.17	00:55.88	01:08.47	01:23.77	01:37.92	01:52.10	02:05.58	02:18.53	02:32.00	02:45.89	02:58.94	03:11.76	03:25.21	03:43.02
Temps du tronçon	00:15.47	00:13.41	00:13.33	00:13.70	00:12.58	00:15.30	00:14.15	00:14.17	00:13.48	00:12.94	00:13.46	00:13.88	00:13.05	00:12.82	00:13.45	00:17.80
Vitesse moyenne	46.7	53.7	53.8	52.5	51.9	53	52	51.8	53.9	55.9	55.9	54.7	56.6	58	53.7	40.4

