

**Statistiques Tracking**  
**DEAUVILLE**  
**C3 - PRIX DE PONT-AUDEMER - 2500m**  
**mardi 18 août 2020 - 15:00**

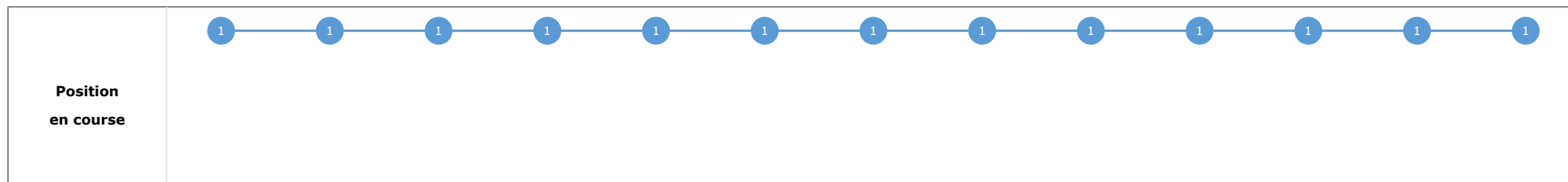
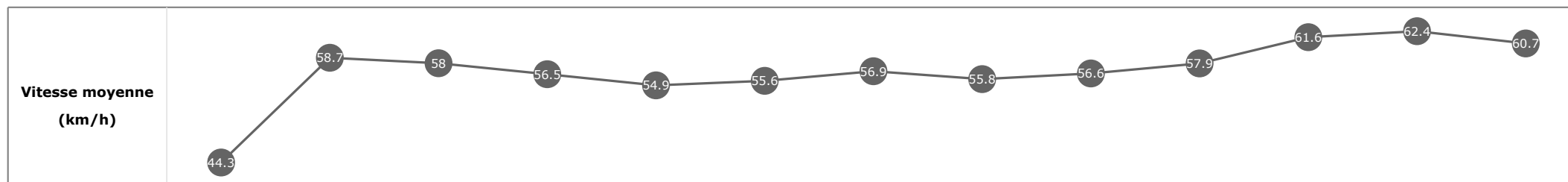
Partant (corde)	Cheval	Arrivée officielle	Tronçons de 200m		DEP - 1000m	1000m - 800m	800m - 600m	600m - 400m	400m - 200m	200m - ARR	Temps officiel	Derniers 600m	Parcoure vs. 1er
			Vitesse Max	200m les plus rapides	Temps passage en tête	Durée du tronçon	T1	T2	T3	T4			
<b>4</b> (4)	<b>WENGERNALP</b> T. BACHELOT	1	64.84 T5	00:11.47 T5	<b>01:38.80</b> 01:38.80	<b>01:51.73</b> 00:12.93	<b>02:04.37</b> 00:12.63	<b>02:16.42</b> 00:12.04	<b>02:27.89</b> 00:11.47	<b>02:39.77</b> 00:11.88	2'39"87	00:35.40	
<b>7</b> (3)	<b>OLYMPIE</b> C. DEMURO	2	66.64 T4	00:11.34 T5	<b>01:39.77</b> 01:39.77	<b>01:52.52</b> 00:12.75	<b>02:04.80</b> 00:12.28	<b>02:16.78</b> 00:11.98	<b>02:28.13</b> 00:11.34	<b>02:40.07</b> 00:11.94	2'40"20	00:35.27	-5.16
<b>3</b> (6)	<b>DUBROVSKHY</b> M. GUYON	3	65.30 T5	00:11.43 T5	<b>01:39.46</b> 01:39.46	<b>01:52.27</b> 00:12.80	<b>02:04.73</b> 00:12.46	<b>02:16.75</b> 00:12.02	<b>02:28.19</b> 00:11.43	<b>02:40.36</b> 00:12.16	2'40"30	00:35.62	-8.42
<b>5</b> (7)	<b>HELIABEL</b> I. MENDIZABAL	4	64.94 T5	00:11.54 T5	<b>01:39.10</b> 01:39.10	<b>01:51.99</b> 00:12.89	<b>02:04.54</b> 00:12.54	<b>02:16.56</b> 00:12.01	<b>02:28.10</b> 00:11.54	<b>02:40.31</b> 00:12.21	2'40"49	00:35.77	-1.30
<b>6</b> (1)	<b>MISS LARA</b> PC. BOUDOT	5	64.48 T4	00:11.85 T5	<b>01:40.05</b> 01:40.05	<b>01:52.76</b> 00:12.71	<b>02:05.02</b> 00:12.26	<b>02:17.04</b> 00:12.01	<b>02:28.89</b> 00:11.85	<b>02:41.54</b> 00:12.64	2'41"56	00:36.51	-10.79
<b>2</b> (5)	<b>MAKOTOTONBOKIRI</b> S. PASQUIER	6	62.64 T4	00:11.79 T5	<b>01:40.32</b> 01:40.32	<b>01:52.98</b> 00:12.66	<b>02:05.32</b> 00:12.33	<b>02:17.32</b> 00:11.99	<b>02:29.11</b> 00:11.79	<b>02:42.53</b> 00:13.42	2'42"59	00:37.21	-6.82
<b>1</b> (2)	<b>CAPARICA</b> NON PARTANT												

**Statistiques Tracking**  
**DEAUVILLE**  
**C3 - PRIX DE PONT-AUDEMER - 2500m**  
**mardi 18 août 2020 - 15:00**

Cheval **WENGERNALP**  
 Jockey **T. BACHELOT**  
 Rang d'arrivée **1**  
 Temps de parcours **02:39.77**  
 Tronçon le plus rapide **00:11.47** (tronçon 400m - 200m)  
 Vitesse maximale **64.84** (tronçon 400m - 200m)  
 Vitesse moyenne **57.1**

**Données de tracking**

Tronçons de 200m	DEP 2400m	2400m 2200m	2200m 2000m	2000m 1800m	1800m 1600m	1600m 1400m	1400m 1200m	1200m 1000m	1000m 800m	800m 600m	600m 400m	400m 200m	200m ARR
<b>Temps de parcours</b>	<b>00:09.41</b>	<b>00:21.69</b>	<b>00:34.18</b>	<b>00:46.97</b>	<b>01:00.16</b>	<b>01:13.20</b>	<b>01:25.93</b>	<b>01:38.80</b>	<b>01:51.73</b>	<b>02:04.37</b>	<b>02:16.42</b>	<b>02:27.89</b>	<b>02:39.77</b>
Temps du tronçon	00:09.46	00:12.28	00:12.48	00:12.79	00:13.18	00:13.03	00:12.73	00:12.87	00:12.93	00:12.63	00:12.04	00:11.47	00:11.88
<b>Vitesse moyenne</b>	44.3	58.7	58	56.5	54.9	55.6	56.9	55.8	56.6	57.9	61.6	62.4	60.7

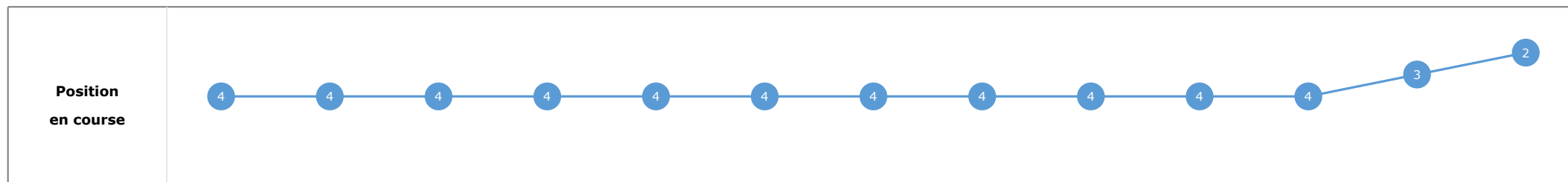
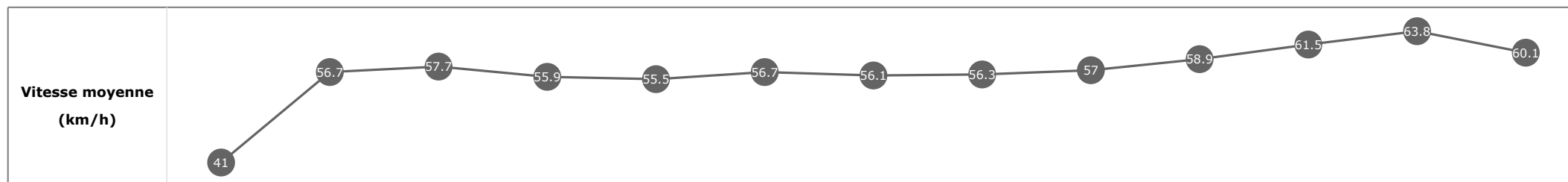


**Statistiques Tracking**  
**DEAUVILLE**  
**C3 - PRIX DE PONT-AUDEMER - 2500m**  
**mardi 18 août 2020 - 15:00**

Cheval **OLYMPIE**  
 Jockey **C. DEMURO**  
 Rang d'arrivée **2**  
 Temps de parcours **02:40.07**  
 Tronçon le plus rapide **00:11.34** (tronçon 400m - 200m)  
 Vitesse maximale **66.64** (tronçon 600m - 400m)  
 Vitesse moyenne **56.9**

**Données de tracking**

Tronçons de 200m	DEP 2400m	2400m 2200m	2200m 2000m	2000m 1800m	1800m 1600m	1600m 1400m	1400m 1200m	1200m 1000m	1000m 800m	800m 600m	600m 400m	400m 200m	200m ARR
<b>Temps de parcours</b>	<b>00:10.20</b>	<b>00:22.95</b>	<b>00:35.52</b>	<b>00:48.36</b>	<b>01:01.31</b>	<b>01:14.14</b>	<b>01:26.96</b>	<b>01:39.77</b>	<b>01:52.52</b>	<b>02:04.80</b>	<b>02:16.78</b>	<b>02:28.13</b>	<b>02:40.07</b>
Temps du tronçon	00:10.25	00:12.75	00:12.57	00:12.84	00:12.94	00:12.83	00:12.81	00:12.80	00:12.75	00:12.28	00:11.98	00:11.34	00:11.94
<b>Vitesse moyenne</b>	41	56.7	57.7	55.9	55.5	56.7	56.1	56.3	57	58.9	61.5	63.8	60.1

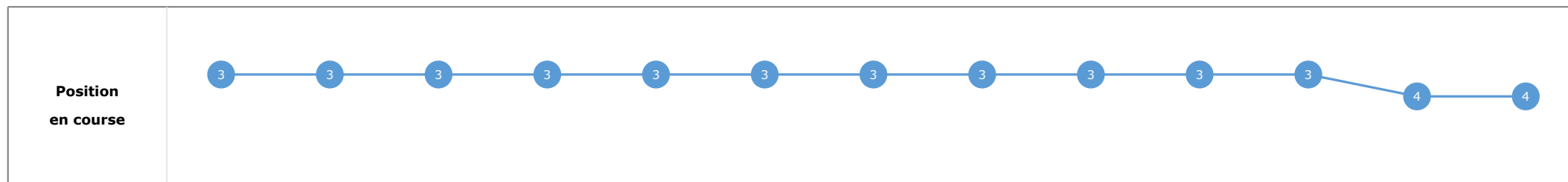
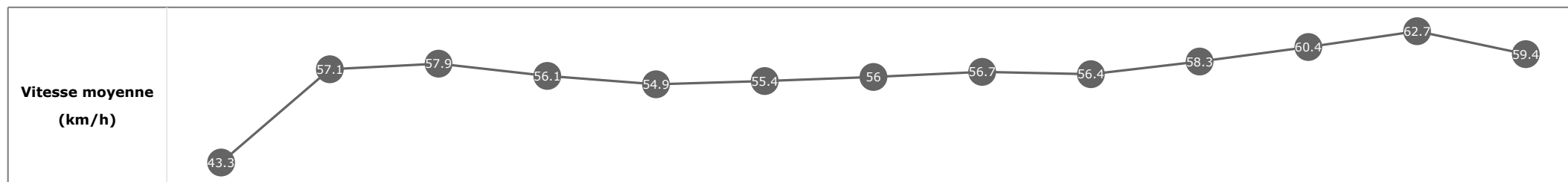


**Statistiques Tracking**  
**DEAUVILLE**  
**C3 - PRIX DE PONT-AUDEMER - 2500m**  
**mardi 18 août 2020 - 15:00**

Cheval **DUBROVSKHY**  
 Jockey **M. GUYON**  
 Rang d'arrivée **3**  
 Temps de parcours **02:40.36**  
 Tronçon le plus rapide **00:11.43** (tronçon 400m - 200m)  
 Vitesse maximale **65.30** (tronçon 400m - 200m)  
 Vitesse moyenne **56.7**

**Données de tracking**

Tronçons de 200m	DEP 2400m	2400m 2200m	2200m 2000m	2000m 1800m	1800m 1600m	1600m 1400m	1400m 1200m	1200m 1000m	1000m 800m	800m 600m	600m 400m	400m 200m	200m ARR
<b>Temps de parcours</b>	<b>00:09.68</b>	<b>00:22.28</b>	<b>00:34.79</b>	<b>00:47.68</b>	<b>01:00.85</b>	<b>01:13.87</b>	<b>01:26.71</b>	<b>01:39.46</b>	<b>01:52.27</b>	<b>02:04.73</b>	<b>02:16.75</b>	<b>02:28.19</b>	<b>02:40.36</b>
Temps du tronçon	00:09.73	00:12.60	00:12.50	00:12.89	00:13.17	00:13.02	00:12.83	00:12.75	00:12.80	00:12.46	00:12.02	00:11.43	00:12.16
<b>Vitesse moyenne</b>	43.3	57.1	57.9	56.1	54.9	55.4	56	56.7	56.4	58.3	60.4	62.7	59.4

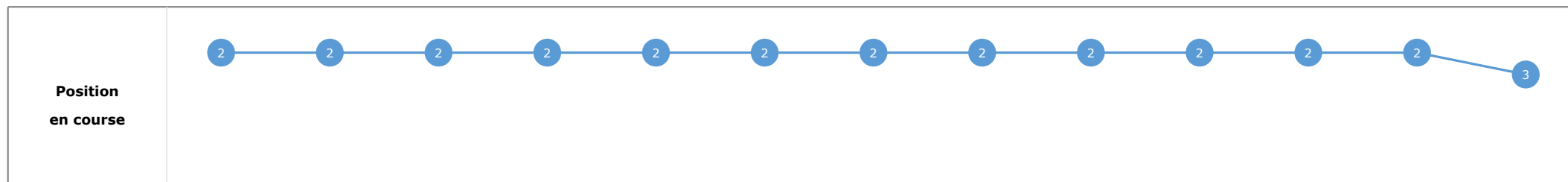
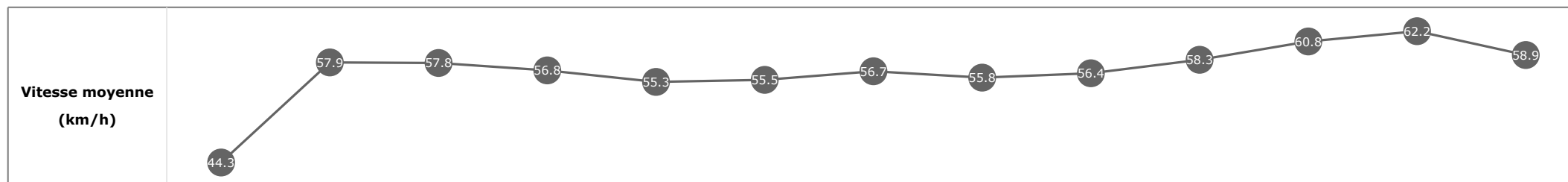


**Statistiques Tracking**  
**DEAUVILLE**  
**C3 - PRIX DE PONT-AUDEMER - 2500m**  
**mardi 18 août 2020 - 15:00**

Cheval **HELIABEL**  
 Jockey **I. MENDIZABAL**  
 Rang d'arrivée **4**  
 Temps de parcours **02:40.31**  
 Tronçon le plus rapide **00:11.54** (tronçon 400m - 200m)  
 Vitesse maximale **64.94** (tronçon 400m - 200m)  
 Vitesse moyenne **56.9**

**Données de tracking**

Tronçons de 200m	DEP 2400m	2400m 2200m	2200m 2000m	2000m 1800m	1800m 1600m	1600m 1400m	1400m 1200m	1200m 1000m	1000m 800m	800m 600m	600m 400m	400m 200m	200m ARR
<b>Temps de parcours</b>	<b>00:09.53</b>	<b>00:21.95</b>	<b>00:34.46</b>	<b>00:47.26</b>	<b>01:00.44</b>	<b>01:13.48</b>	<b>01:26.18</b>	<b>01:39.10</b>	<b>01:51.99</b>	<b>02:04.54</b>	<b>02:16.56</b>	<b>02:28.10</b>	<b>02:40.31</b>
Temps du tronçon	00:09.58	00:12.41	00:12.51	00:12.79	00:13.18	00:13.03	00:12.69	00:12.91	00:12.89	00:12.54	00:12.01	00:11.54	00:12.21
<b>Vitesse moyenne</b>	44.3	57.9	57.8	56.8	55.3	55.5	56.7	55.8	56.4	58.3	60.8	62.2	58.9

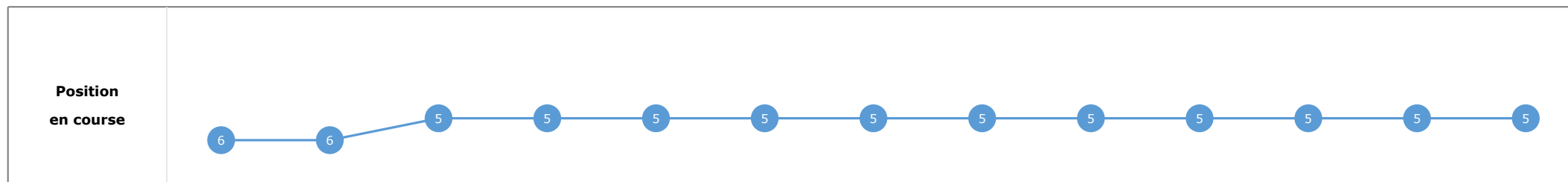
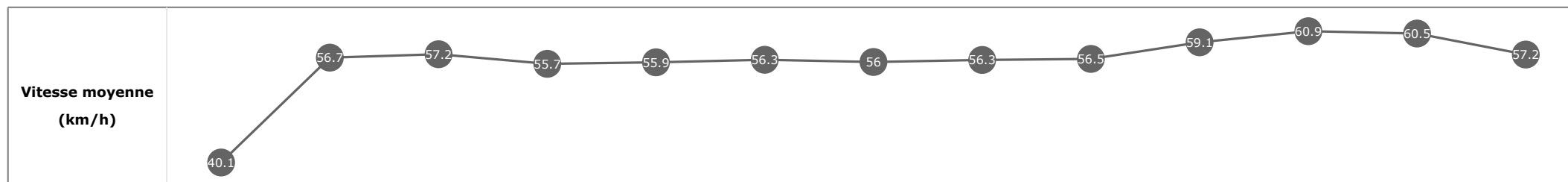


**Statistiques Tracking**  
**DEAUVILLE**  
**C3 - PRIX DE PONT-AUDEMER - 2500m**  
**mardi 18 août 2020 - 15:00**

Cheval **MISS LARA**  
 Jockey **PC. BOUDOT**  
 Rang d'arrivée **5**  
 Temps de parcours **02:41.54**  
 Tronçon le plus rapide **00:11.85** (tronçon 400m - 200m)  
 Vitesse maximale **64.48** (tronçon 600m - 400m)  
 Vitesse moyenne **56.2**

**Données de tracking**

Tronçons de 200m	DEP 2400m	2400m 2200m	2200m 2000m	2000m 1800m	1800m 1600m	1600m 1400m	1400m 1200m	1200m 1000m	1000m 800m	800m 600m	600m 400m	400m 200m	200m ARR
<b>Temps de parcours</b>	<b>00:10.47</b>	<b>00:23.22</b>	<b>00:35.77</b>	<b>00:48.68</b>	<b>01:01.62</b>	<b>01:14.42</b>	<b>01:27.26</b>	<b>01:40.05</b>	<b>01:52.76</b>	<b>02:05.02</b>	<b>02:17.04</b>	<b>02:28.89</b>	<b>02:41.54</b>
Temps du tronçon	00:10.52	00:12.75	00:12.55	00:12.90	00:12.93	00:12.80	00:12.83	00:12.79	00:12.71	00:12.26	00:12.01	00:11.85	00:12.64
<b>Vitesse moyenne</b>	40.1	56.7	57.2	55.7	55.9	56.3	56	56.3	56.5	59.1	60.9	60.5	57.2

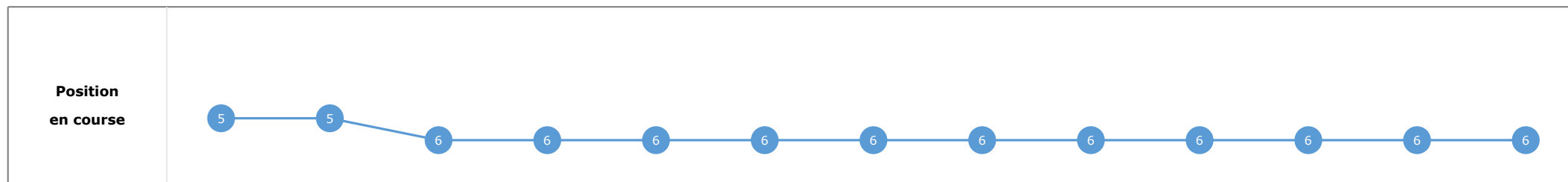
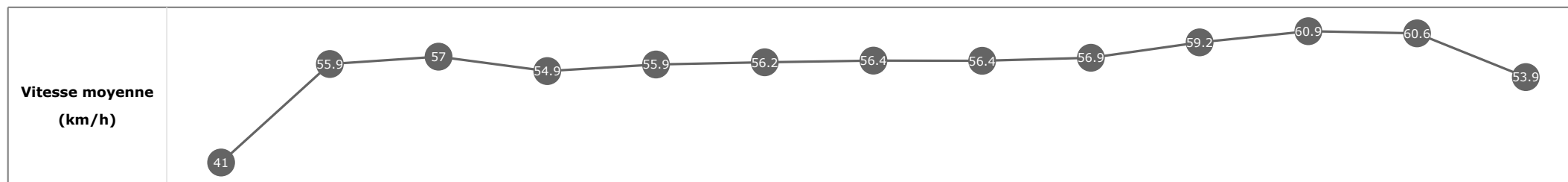


**Statistiques Tracking**  
**DEAUVILLE**  
**C3 - PRIX DE PONT-AUDEMER - 2500m**  
**mardi 18 août 2020 - 15:00**

Cheval **MAKOTOTONBOKIRI**  
 Jockey **S. PASQUIER**  
 Rang d'arrivée **6**  
 Temps de parcours **02:42.53**  
 Tronçon le plus rapide **00:11.79** (tronçon 400m - 200m)  
 Vitesse maximale **62.64** (tronçon 600m - 400m)  
 Vitesse moyenne **56**

**Données de tracking**

Tronçons de 200m	DEP 2400m	2400m 2200m	2200m 2000m	2000m 1800m	1800m 1600m	1600m 1400m	1400m 1200m	1200m 1000m	1000m 800m	800m 600m	600m 400m	400m 200m	200m ARR
<b>Temps de parcours</b>	<b>00:10.26</b>	<b>00:23.14</b>	<b>00:35.84</b>	<b>00:49.03</b>	<b>01:01.88</b>	<b>01:14.70</b>	<b>01:27.53</b>	<b>01:40.32</b>	<b>01:52.98</b>	<b>02:05.32</b>	<b>02:17.32</b>	<b>02:29.11</b>	<b>02:42.53</b>
Temps du tronçon	00:10.31	00:12.88	00:12.69	00:13.19	00:12.85	00:12.81	00:12.82	00:12.79	00:12.66	00:12.33	00:11.99	00:11.79	00:13.42
<b>Vitesse moyenne</b>	41	55.9	57	54.9	55.9	56.2	56.4	56.4	56.9	59.2	60.9	60.6	53.9



Statistiques Tracking  
DEAUVILLE  
C3 - PRIX DE PONT-AUDEMER - 2500m  
mardi 18 août 2020 - 15:00

Cheval **CAPARICA**  
 Jockey NON PARTANT  
 Rang d'arrivée **0**  
 Temps de parcours **00:00.00**  
 Tronçon le plus rapide  
 Vitesse maximale  
 Vitesse moyenne

Données de tracking

Tronçons de 200m	0m	0m	0m	0m	0m	0m	0m	0m	0m	0m	0m	0m	0m
	ARR	ARR	ARR	ARR	ARR	ARR	ARR	ARR	ARR	ARR	ARR	ARR	ARR
<b>Temps de parcours</b>													
Temps du tronçon													
<b>Vitesse moyenne</b>													

<b>Vitesse moyenne</b> (km/h)													
----------------------------------	--	--	--	--	--	--	--	--	--	--	--	--	--

<b>Position</b> en course													
------------------------------	--	--	--	--	--	--	--	--	--	--	--	--	--