

Statistiques Tracking
DEAUVILLE
C8 - PRIX DE BREVEDENT - 3200m
mardi 18 août 2020 - 17:55

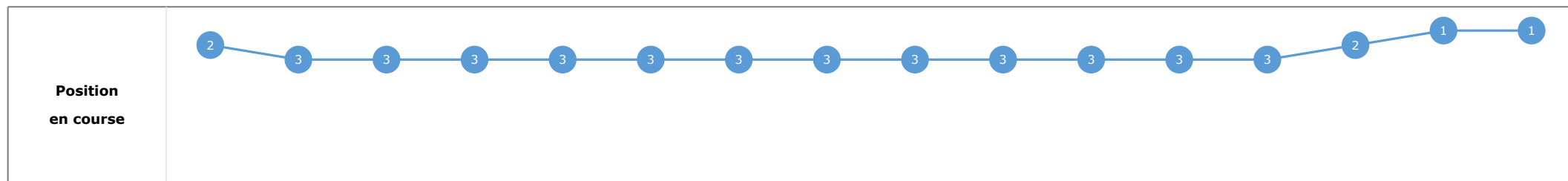
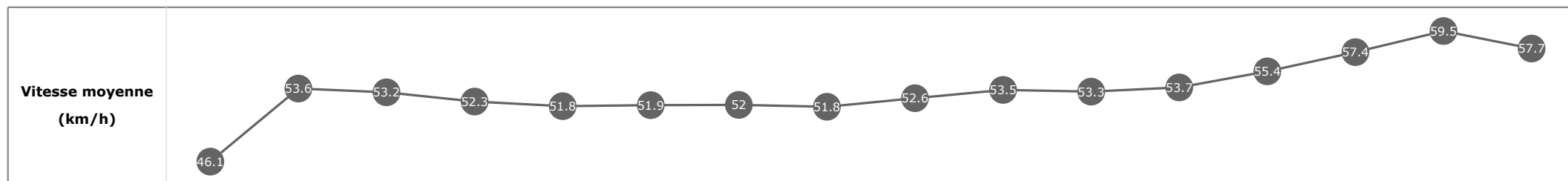
Partant (corde)	Cheval	Arrivée officielle	Tronçons de 200m		DEP - 1000m	1000m - 800m	800m - 600m	600m - 400m	400m - 200m	200m - ARR	Temps officiel	Derniers 600m	Parcours vs. 1er
			Vitesse Max	200m les plus rapides	Temps passage en tête	Durée du tronçon	02:33.82	02:47.35	03:00.63	03:13.55			
					T1	T2	T3	T4	T5	T6			
1 (5)	BOSQUENTIN PC. BOUDOT	1	63.43 T5	00:12.05 T5	02:34.08 3 02:34.08	02:47.78 3 00:13.69	03:00.91 3 00:13.13	03:13.77 2 00:12.85	03:25.82 1 00:12.05	03:38.36 00:12.53	3'38"59	00:37.44	
4 (2)	HERE COMES SUMMER A. COUTIER	2	63.18 T5	00:11.77 T5	02:34.42 6 02:34.42	02:48.12 6 00:13.69	03:01.21 6 00:13.09	03:14.18 6 00:12.96	03:25.95 2 00:11.77	03:38.63 00:12.67	3'38"66	00:37.41	6.29
3 (1)	LAST BRIGHT A. BOURGEOIS	3	63.32 T5	00:11.68 T5	02:34.71 8 02:34.71	02:48.39 8 00:13.67	03:01.37 8 00:12.98	03:14.28 8 00:12.90	03:25.96 3 00:11.68	03:38.47 00:12.50	3'38"69	00:37.09	4.43
8 (7)	KING NONANTAIS M. GUYON	4	59.83 T5	00:12.56 T5	02:33.82 1 02:33.82	02:47.50 2 00:13.68	03:00.63 1 00:13.12	03:13.55 1 00:12.92	03:26.12 4 00:12.56	03:38.95 00:12.83	3'39"19	00:38.32	4.63
6 (3)	BLOCKING BET T. BACHELOT	5	62.60 T5	00:11.88 T5	02:34.93 9 02:34.93	02:48.65 9 00:13.72	03:01.60 10 00:12.95	03:14.33 9 00:12.72	03:26.21 5 00:11.88	03:38.99 00:12.77	3'39"23	00:37.38	4.84
10 (9)	NOSTALBOWL V. SEGUY	6	61.81 T5	00:12.21 T5	02:34.58 7 02:34.58	02:48.35 7 00:13.77	03:01.36 7 00:13.00	03:14.13 5 00:12.77	03:26.34 6 00:12.21	03:39.27 00:12.93	3'39"50	00:37.91	-0.03
7 (8)	SWEET BAY M. JUSTUM	7	61.09 T4	00:12.45 T5	02:34.13 4 02:34.13	02:47.80 4 00:13.66	03:01.06 4 00:13.26	03:13.89 3 00:12.82	03:26.34 7 00:12.45	03:40.03 00:13.69	3'40"26	00:38.97	7.36
2 (4)	BARNEVILLE V. CHEMINAUD	8	60.80 T3	00:12.62 T1	02:34.36 5 02:34.36	02:48.06 5 00:13.70	03:01.15 5 00:13.09	03:14.05 4 00:12.89	03:26.86 8 00:12.81	03:41.17 00:14.30	3'41"35	00:40.01	-2.81
9 (6)	NATURE'S ORDER E. HARDOUIN	9	60.80 T4	00:12.68 T4	02:34.97 10 02:34.97	02:48.66 10 00:13.69	03:01.58 9 00:12.91	03:14.26 7 00:12.68	03:27.09 9 00:12.82	03:41.79 00:14.70	3'42"03	00:40.20	1.61
5 (10)	KIROZ C. GROSBOIS	10	59.33 T2	00:12.65 T1	02:33.84 2 02:33.84	02:47.35 1 00:13.50	03:00.79 2 00:13.44	03:14.34 10 00:13.55	03:28.41 10 00:14.06	03:45.72 00:17.31	3'45"81	00:44.93	8.64

Statistiques Tracking
DEAUVILLE
C8 - PRIX DE BREVEDENT - 3200m
mardi 18 août 2020 - 17:55

Cheval **BOSQUENTIN**
 Jockey **PC. BOUDOT**
 Rang d'arrivée **1**
 Temps de parcours **03:38.36**
 Tronçon le plus rapide **00:12.05** (tronçon 400m - 200m)
 Vitesse maximale **63.43** (tronçon 400m - 200m)
 Vitesse moyenne **53.3**

Données de tracking

Tronçons de 200m	DEP 3000m	3000m 2800m	2800m 2600m	2600m 2400m	2400m 2200m	2200m 2000m	2000m 1800m	1800m 1600m	1600m 1400m	1400m 1200m	1200m 1000m	1000m 800m	800m 600m	600m 400m	400m 200m	200m ARR
Temps de parcours	00:15.53	00:28.95	00:42.51	00:56.29	01:08.92	01:24.85	01:39.15	01:53.22	02:06.98	02:20.46	02:34.08	02:47.78	03:00.91	03:13.77	03:25.82	03:38.36
Temps du tronçon	00:15.58	00:13.41	00:13.56	00:13.78	00:12.63	00:15.92	00:14.30	00:14.06	00:13.76	00:13.48	00:13.61	00:13.69	00:13.13	00:12.85	00:12.05	00:12.53
Vitesse moyenne	46.1	53.6	53.2	52.3	51.8	51.9	52	51.8	52.6	53.5	53.3	53.7	55.4	57.4	59.5	57.7

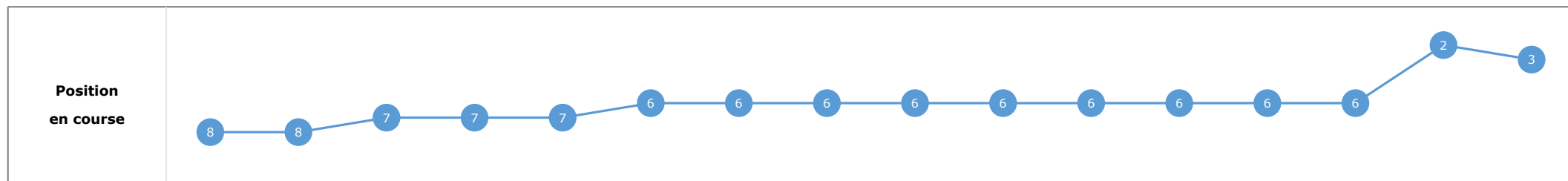
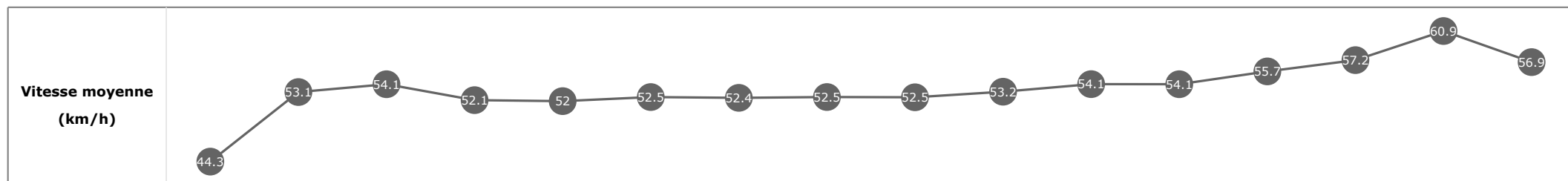


Statistiques Tracking
DEAUVILLE
C8 - PRIX DE BREVEDENT - 3200m
mardi 18 août 2020 - 17:55

Cheval **HERE COMES SUMMER**
 Jockey **A. COUTIER**
 Rang d'arrivée **2**
 Temps de parcours **03:38.63**
 Tronçon le plus rapide **00:11.77** (tronçon 400m - 200m)
 Vitesse maximale **63.18** (tronçon 400m - 200m)
 Vitesse moyenne **53.4**

Données de tracking

Tronçons de 200m	DEP 3000m	3000m 2800m	2800m 2600m	2600m 2400m	2400m 2200m	2200m 2000m	2000m 1800m	1800m 1600m	1600m 1400m	1400m 1200m	1200m 1000m	1000m 800m	800m 600m	600m 400m	400m 200m	200m ARR
Temps de parcours	00:16.26	00:29.74	00:43.10	00:56.91	01:09.53	01:25.40	01:39.59	01:53.62	02:07.41	02:20.93	02:34.42	02:48.12	03:01.21	03:14.18	03:25.95	03:38.63
Temps du tronçon	00:16.31	00:13.48	00:13.35	00:13.81	00:12.62	00:15.86	00:14.18	00:14.02	00:13.79	00:13.52	00:13.48	00:13.69	00:13.09	00:12.96	00:11.77	00:12.67
Vitesse moyenne	44.3	53.1	54.1	52.1	52	52.5	52.4	52.5	52.5	53.2	54.1	54.1	55.7	57.2	60.9	56.9

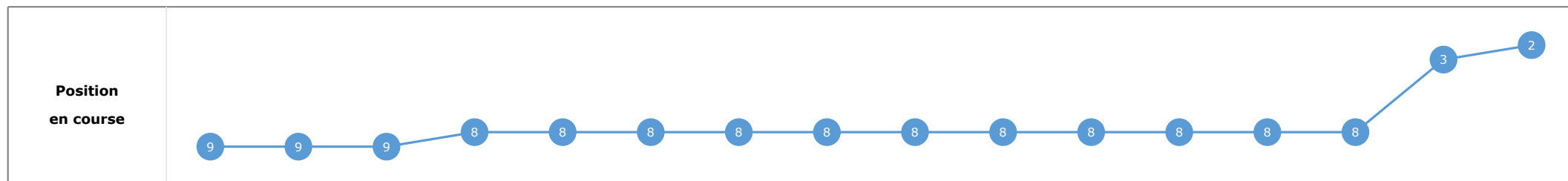
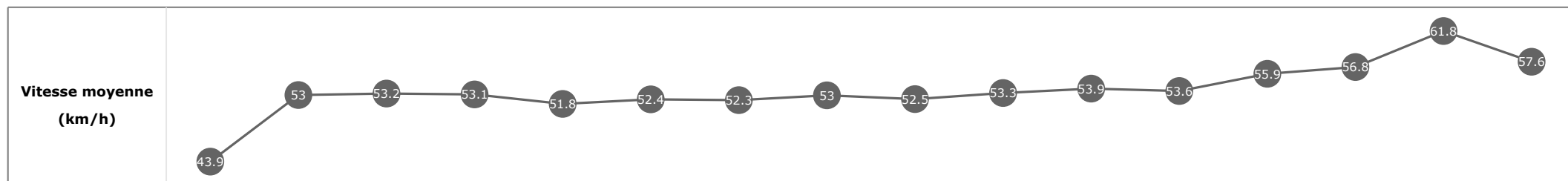


Statistiques Tracking
DEAUVILLE
C8 - PRIX DE BREVEDENT - 3200m
mardi 18 août 2020 - 17:55

Cheval **LAST BRIGHT**
 Jockey **A. BOURGEOIS**
 Rang d'arrivée **3**
 Temps de parcours **03:38.47**
 Tronçon le plus rapide **00:11.68** (tronçon 400m - 200m)
 Vitesse maximale **63.32** (tronçon 400m - 200m)
 Vitesse moyenne **53.4**

Données de tracking

Tronçons de 200m	DEP 3000m	3000m 2800m	2800m 2600m	2600m 2400m	2400m 2200m	2200m 2000m	2000m 1800m	1800m 1600m	1600m 1400m	1400m 1200m	1200m 1000m	1000m 800m	800m 600m	600m 400m	400m 200m	200m ARR
Temps de parcours	00:16.38	00:29.93	00:43.44	00:57.08	01:09.71	01:25.65	01:39.84	01:53.90	02:07.70	02:21.21	02:34.71	02:48.39	03:01.37	03:14.28	03:25.96	03:38.47
Temps du tronçon	00:16.43	00:13.54	00:13.51	00:13.63	00:12.63	00:15.94	00:14.18	00:14.06	00:13.79	00:13.50	00:13.50	00:13.67	00:12.98	00:12.90	00:11.68	00:12.50
Vitesse moyenne	43.9	53	53.2	53.1	51.8	52.4	52.3	53	52.5	53.3	53.9	53.6	55.9	56.8	61.8	57.6


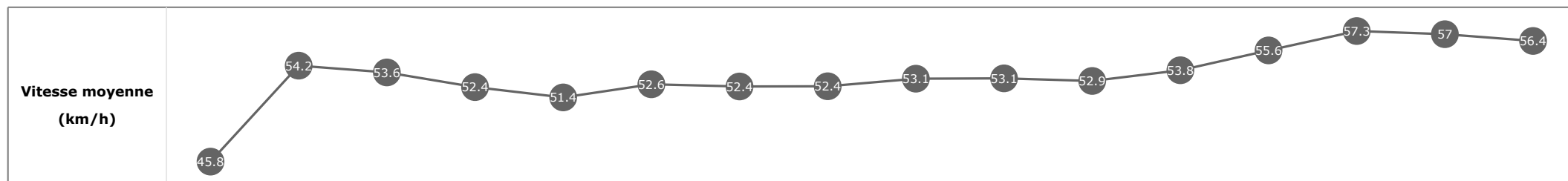


Statistiques Tracking
DEAUVILLE
C8 - PRIX DE BREVEDENT - 3200m
mardi 18 août 2020 - 17:55

Cheval **KING NONANTAIS**
 Jockey **M. GUYON**
 Rang d'arrivée **4**
 Temps de parcours **03:38.95**
 Tronçon le plus rapide **00:12.56** (tronçon 400m - 200m)
 Vitesse maximale **59.83** (tronçon 400m - 200m)
 Vitesse moyenne **53.3**

Données de tracking

Tronçons de 200m	DEP 3000m	3000m 2800m	2800m 2600m	2600m 2400m	2400m 2200m	2200m 2000m	2000m 1800m	1800m 1600m	1600m 1400m	1400m 1200m	1200m 1000m	1000m 800m	800m 600m	600m 400m	400m 200m	200m ARR	
Temps de parcours	00:15.64	00:28.93	00:42.39	00:56.17	01:08.85	01:24.70	01:38.90	01:52.92	02:06.57	02:20.09	02:33.82	02:47.50	03:00.63	03:13.55	03:26.12	03:38.95	
Temps du tronçon	00:15.69	00:13.28	00:13.46	00:13.77	00:12.67	00:15.85	00:14.20	00:14.01	00:13.64	00:13.52	00:13.72	00:13.68	00:13.12	00:12.92	00:12.56	00:12.83	
Vitesse moyenne	45.8	54.2	53.6	52.4	51.4	52.6	52.4	52.4	52.4	53.1	53.1	52.9	53.8	55.6	57.3	57	56.4

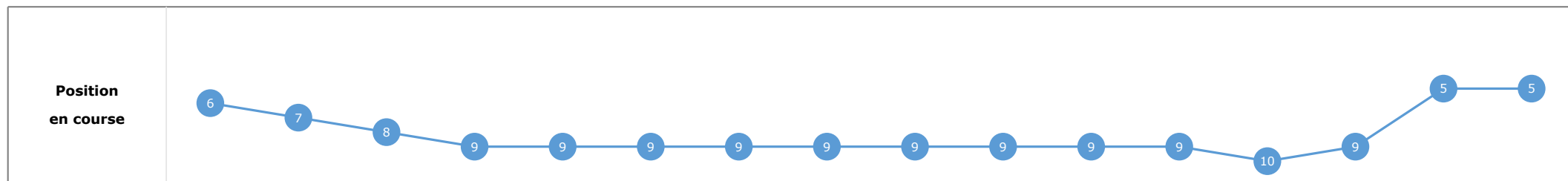
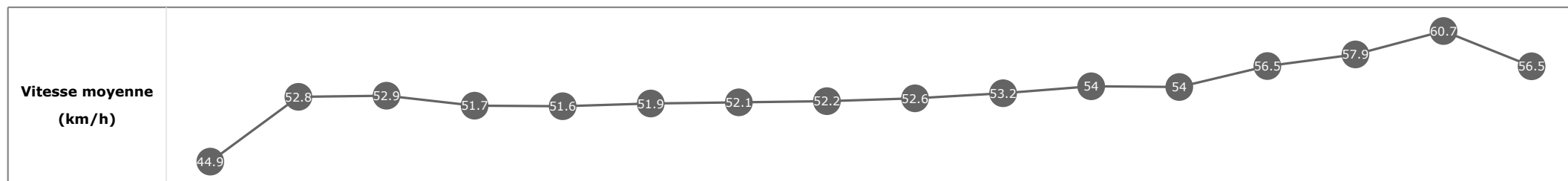


Statistiques Tracking
DEAUVILLE
C8 - PRIX DE BREVEDENT - 3200m
mardi 18 août 2020 - 17:55

Cheval **BLOCKING BET**
 Jockey T. BACHELOT
 Rang d'arrivée **5**
 Temps de parcours **03:38.99**
 Tronçon le plus rapide **00:11.88** (tronçon 400m - 200m)
 Vitesse maximale **62.60** (tronçon 400m - 200m)
 Vitesse moyenne **53.3**

Données de tracking

Tronçons de 200m	DEP 3000m	3000m 2800m	2800m 2600m	2600m 2400m	2400m 2200m	2200m 2000m	2000m 1800m	1800m 1600m	1600m 1400m	1400m 1200m	1200m 1000m	1000m 800m	800m 600m	600m 400m	400m 200m	200m ARR
Temps de parcours	00:16.00	00:29.62	00:43.28	00:57.15	01:09.84	01:25.81	01:40.06	01:54.17	02:07.95	02:21.42	02:34.93	02:48.65	03:01.60	03:14.33	03:26.21	03:38.99
Temps du tronçon	00:16.05	00:13.62	00:13.65	00:13.86	00:12.69	00:15.96	00:14.25	00:14.11	00:13.77	00:13.46	00:13.51	00:13.72	00:12.95	00:12.72	00:11.88	00:12.77
Vitesse moyenne	44.9	52.8	52.9	51.7	51.6	51.9	52.1	52.2	52.6	53.2	54	54	56.5	57.9	60.7	56.5

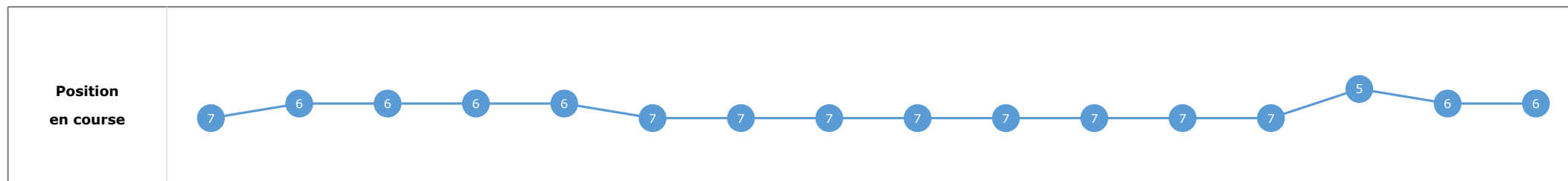
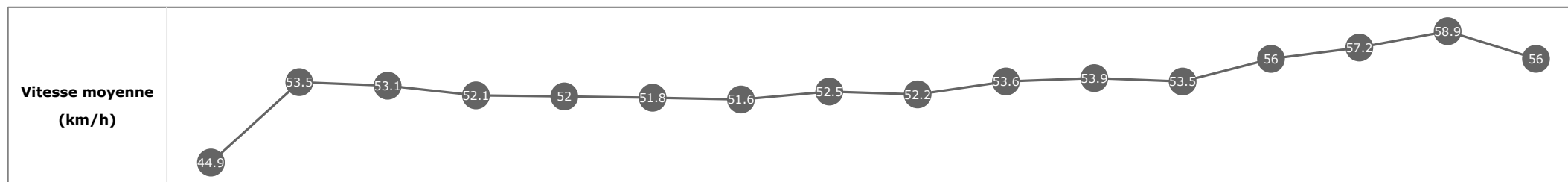


Statistiques Tracking
DEAUVILLE
C8 - PRIX DE BREVEDENT - 3200m
mardi 18 août 2020 - 17:55

Cheval **NOSTALBOWL**
 Jockey **V. SEGUY**
 Rang d'arrivée **6**
 Temps de parcours **03:39.27**
 Tronçon le plus rapide **00:12.21** (tronçon 400m - 200m)
 Vitesse maximale **61.81** (tronçon 400m - 200m)
 Vitesse moyenne **53.1**

Données de tracking

Tronçons de 200m	DEP 3000m	3000m 2800m	2800m 2600m	2600m 2400m	2400m 2200m	2200m 2000m	2000m 1800m	1800m 1600m	1600m 1400m	1400m 1200m	1200m 1000m	1000m 800m	800m 600m	600m 400m	400m 200m	200m ARR
Temps de parcours	00:16.05	00:29.49	00:43.02	00:56.89	01:09.50	01:25.42	01:39.77	01:53.78	02:07.61	02:21.08	02:34.58	02:48.35	03:01.36	03:14.13	03:26.34	03:39.27
Temps du tronçon	00:16.10	00:13.43	00:13.53	00:13.86	00:12.61	00:15.91	00:14.34	00:14.01	00:13.82	00:13.47	00:13.49	00:13.77	00:13.00	00:12.77	00:12.21	00:12.93
Vitesse moyenne	44.9	53.5	53.1	52.1	52	51.8	51.6	52.5	52.2	53.6	53.9	53.5	56	57.2	58.9	56

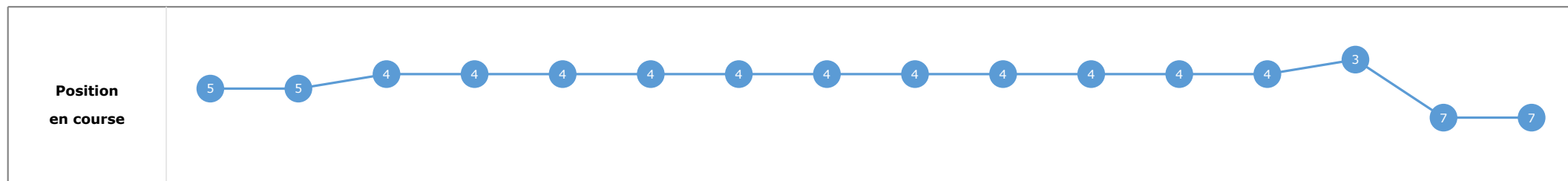
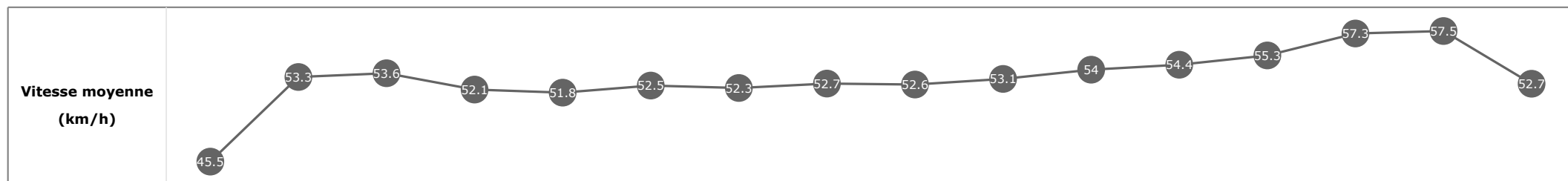


Statistiques Tracking
DEAUVILLE
C8 - PRIX DE BREVEDENT - 3200m
mardi 18 août 2020 - 17:55

Cheval **SWEET BAY**
 Jockey **M. JUSTUM**
 Rang d'arrivée **7**
 Temps de parcours **03:40.03**
 Tronçon le plus rapide **00:12.45** (tronçon 400m - 200m)
 Vitesse maximale **61.09** (tronçon 600m - 400m)
 Vitesse moyenne **53.1**

Données de tracking

Tronçons de 200m	DEP 3000m	3000m 2800m	2800m 2600m	2600m 2400m	2400m 2200m	2200m 2000m	2000m 1800m	1800m 1600m	1600m 1400m	1400m 1200m	1200m 1000m	1000m 800m	800m 600m	600m 400m	400m 200m	200m ARR
Temps de parcours	00:15.85	00:29.36	00:42.72	00:56.53	01:09.21	01:25.04	01:39.31	01:53.33	02:07.10	02:20.63	02:34.13	02:47.80	03:01.06	03:13.89	03:26.34	03:40.03
Temps du tronçon	00:15.90	00:13.50	00:13.36	00:13.80	00:12.68	00:15.83	00:14.27	00:14.01	00:13.77	00:13.53	00:13.50	00:13.66	00:13.26	00:12.82	00:12.45	00:13.69
Vitesse moyenne	45.5	53.3	53.6	52.1	51.8	52.5	52.3	52.7	52.6	53.1	54	54.4	55.3	57.3	57.5	52.7

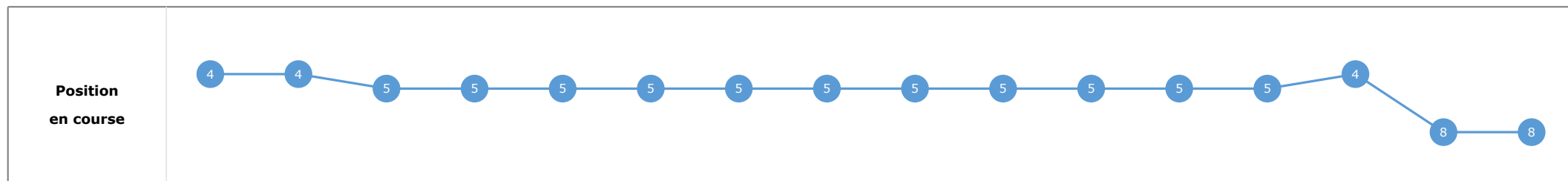
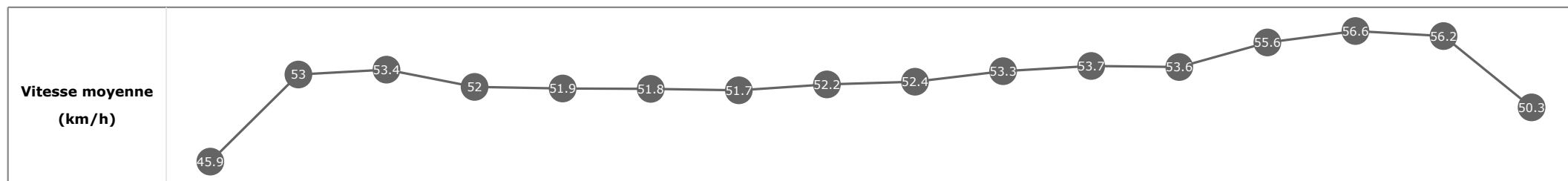


Statistiques Tracking
DEAUVILLE
C8 - PRIX DE BREVEDENT - 3200m
mardi 18 août 2020 - 17:55

Cheval **BARNEVILLE**
 Jockey V. CHEMINAUD
 Rang d'arrivée **8**
 Temps de parcours **03:41.17**
 Tronçon le plus rapide **00:12.62** (tronçon 2400m - 2200m)
 Vitesse maximale **60.80** (tronçon 800m - 600m)
 Vitesse moyenne **52.6**

Données de tracking

Tronçons de 200m	DEP 3000m	3000m 2800m	2800m 2600m	2600m 2400m	2400m 2200m	2200m 2000m	2000m 1800m	1800m 1600m	1600m 1400m	1400m 1200m	1200m 1000m	1000m 800m	800m 600m	600m 400m	400m 200m	200m ARR
Temps de parcours	00:15.68	00:29.23	00:42.77	00:56.59	01:09.22	01:25.15	01:39.48	01:53.50	02:07.28	02:20.79	02:34.36	02:48.06	03:01.15	03:14.05	03:26.86	03:41.17
Temps du tronçon	00:15.73	00:13.54	00:13.54	00:13.82	00:12.62	00:15.93	00:14.33	00:14.02	00:13.78	00:13.50	00:13.56	00:13.70	00:13.09	00:12.89	00:12.81	00:14.30
Vitesse moyenne	45.9	53	53.4	52	51.9	51.8	51.7	52.2	52.4	53.3	53.7	53.6	55.6	56.6	56.2	50.3


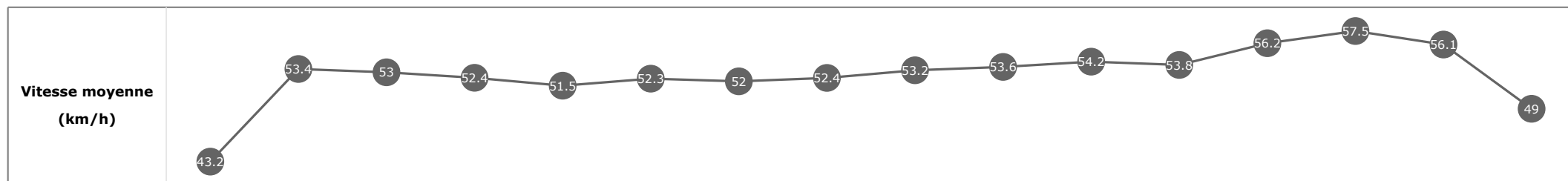


Statistiques Tracking
DEAUVILLE
C8 - PRIX DE BREVEDENT - 3200m
mardi 18 août 2020 - 17:55

Cheval **NATURE'S ORDER**
 Jockey **E. HARDOUIN**
 Rang d'arrivée **9**
 Temps de parcours **03:41.79**
 Tronçon le plus rapide **00:12.68** (tronçon 600m - 400m)
 Vitesse maximale **60.80** (tronçon 600m - 400m)
 Vitesse moyenne **52.5**

Données de tracking

Tronçons de 200m	DEP 3000m	3000m 2800m	2800m 2600m	2600m 2400m	2400m 2200m	2200m 2000m	2000m 1800m	1800m 1600m	1600m 1400m	1400m 1200m	1200m 1000m	1000m 800m	800m 600m	600m 400m	400m 200m	200m ARR
Temps de parcours	00:16.62	00:30.17	00:43.72	00:57.44	01:10.21	01:26.07	01:40.36	01:54.44	02:08.02	02:21.49	02:34.97	02:48.66	03:01.58	03:14.26	03:27.09	03:41.79
Temps du tronçon	00:16.67	00:13.54	00:13.54	00:13.72	00:12.76	00:15.86	00:14.28	00:14.07	00:13.58	00:13.46	00:13.47	00:13.69	00:12.91	00:12.68	00:12.82	00:14.70
Vitesse moyenne	43.2	53.4	53	52.4	51.5	52.3	52	52.4	53.2	53.6	54.2	53.8	56.2	57.5	56.1	49



Statistiques Tracking
DEAUVILLE
C8 - PRIX DE BREVEDENT - 3200m
mardi 18 août 2020 - 17:55

Cheval **KIROZ**
 Jockey **C. GROBOIS**
 Rang d'arrivée **10**
 Temps de parcours **03:45.72**
 Tronçon le plus rapide **00:12.65** (tronçon 2400m - 2200m)
 Vitesse maximale **59.33** (tronçon 1000m - 800m)
 Vitesse moyenne **51.7**

Données de tracking

Tronçons de 200m	DEP 3000m	3000m 2800m	2800m 2600m	2600m 2400m	2400m 2200m	2200m 2000m	2000m 1800m	1800m 1600m	1600m 1400m	1400m 1200m	1200m 1000m	1000m 800m	800m 600m	600m 400m	400m 200m	200m ARR
Temps de parcours	00:15.35	00:28.67	00:42.28	00:56.02	01:08.67	01:24.52	01:38.72	01:52.95	02:06.71	02:20.37	02:33.84	02:47.35	03:00.79	03:14.34	03:28.41	03:45.72
Temps du tronçon	00:15.40	00:13.31	00:13.60	00:13.73	00:12.65	00:15.84	00:14.20	00:14.22	00:13.75	00:13.66	00:13.47	00:13.50	00:13.44	00:13.55	00:14.06	00:17.31
Vitesse moyenne	47	54	52.9	52.3	52	51.8	52.2	52.6	52.9	52.8	54.1	55.1	54.4	54.3	51.3	41.6

