

Statistiques Tracking
DEAUVILLE
C8 - PRIX ETALON TASLEET - 3000m
samedi 22 août 2020 - 18:10

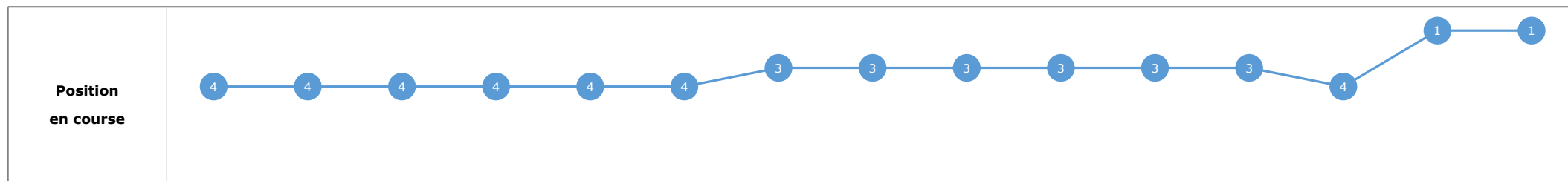
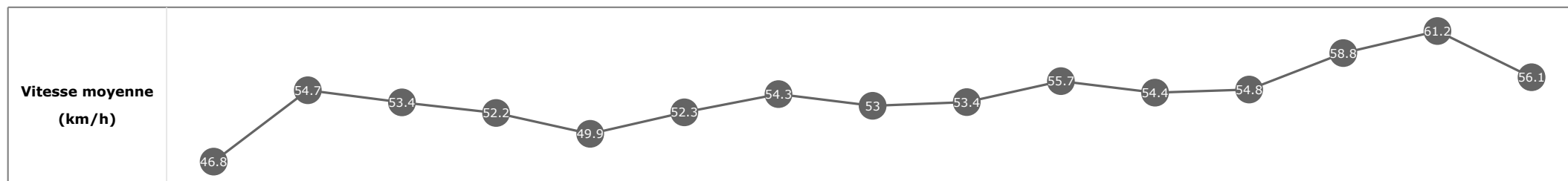
Partant (corde)	Cheval	Arrivée officielle	Tronçons de 200m		DEP - 1000m	1000m - 800m	800m - 600m	600m - 400m	400m - 200m	200m - ARR	Temps officiel	Derniers 600m	Parcours vs. 1er
			Vitesse Max	200m les plus rapides	Temps passage en tête	Durée du tronçon	T1	T2	T3	T4			
5 (7)	MOON PALACE PC. BOUDOT	1	62.82 T5	00:11.78 T5	02:19.65 02:19.65	02:33.81 00:14.16	02:47.49 00:13.67	03:00.50 00:13.01	03:12.36 00:11.86	03:25.18 00:12.81	3'25"89	00:37.44	
1 (6)	DECBOU L. BOISSEAU	2	63.25 T5	00:11.89 T5	02:20.27 02:20.27	02:34.37 00:14.09	02:47.92 00:13.54	03:00.79 00:12.86	03:12.68 00:11.89	03:25.46 00:12.77	3'26"10	00:37.53	0.93
7 (4)	LUANDA T. TRULLIER	3	61.56 T5	00:12.00 T5	02:20.20 02:20.20	02:34.29 00:14.09	02:47.89 00:13.59	03:00.54 00:12.65	03:12.55 00:12.00	03:25.44 00:12.88	3'26"18	00:37.54	-11.81
3 (2)	ROYAL GHOST C. SOUMILLON	4	62.10 T5	00:11.88 T5	02:20.62 02:20.62	02:34.65 00:14.02	02:48.14 00:13.49	03:00.94 00:12.79	03:12.82 00:11.88	03:25.65 00:12.82	3'26"32	00:37.50	6.18
2 (3)	DECIMAL DAY H. JOURNIAC	5	61.24 T5	00:12.08 T5	02:19.85 02:19.85	02:34.06 00:14.21	02:47.62 00:13.56	03:00.50 00:12.88	03:12.59 00:12.08	03:26.14 00:13.55	3'26"86	00:38.51	-11.50
6 (5)	TABASCO FORTE D. VAN BELLEGHEM	6	60.70 T1	00:12.29 T5	02:20.26 02:20.26	02:34.54 00:14.27	02:48.03 00:13.49	03:01.02 00:12.99	03:13.32 00:12.29	03:26.59 00:13.27	3'27"23	00:38.56	-5.13
4 (8)	THE FUNK BIBLE A. CRASTUS	7	60.88 T5	00:12.35 T5	02:19.65 02:19.65	02:33.81 00:14.16	02:47.49 00:13.67	03:00.55 00:13.06	03:12.91 00:12.35	03:26.56 00:13.65	3'27"25	00:39.07	0.89
8 (1)	INDIAN SONG E. HARDOUIN	8	63.43 T5	00:12.04 T5	02:20.46 02:20.46	02:34.36 00:13.90	02:48.11 00:13.74	03:00.76 00:12.65	03:12.80 00:12.04	03:26.62 00:13.81	3'27"31	00:38.50	-11.93

Statistiques Tracking
DEAUVILLE
C8 - PRIX ETALON TASLEET - 3000m
samedi 22 août 2020 - 18:10

Cheval **MOON PALACE**
 Jockey **PC. BOUDOT**
 Rang d'arrivée **1**
 Temps de parcours **03:25.18**
 Tronçon le plus rapide **00:11.78** (tronçon 400m - 200m)
 Vitesse maximale **62.82** (tronçon 400m - 200m)
 Vitesse moyenne **53.8**

Données de tracking

Tronçons de 200m	DEP 2800m	2800m 2600m	2600m 2400m	2400m 2200m	2200m 2000m	2000m 1800m	1800m 1600m	1600m 1400m	1400m 1200m	1200m 1000m	1000m 800m	800m 600m	600m 400m	400m 200m	200m ARR
Temps de parcours	00:15.43	00:28.61	00:42.16	00:56.17	01:11.10	01:25.21	01:39.15	01:52.88	02:06.37	02:19.96	02:34.20	02:47.73	03:00.58	03:12.36	03:25.18
Temps du tronçon	00:15.28	00:13.18	00:13.55	00:14.00	00:14.92	00:14.11	00:13.94	00:13.72	00:13.49	00:13.58	00:14.24	00:13.53	00:12.84	00:11.78	00:12.81
Vitesse moyenne	46.8	54.7	53.4	52.2	49.9	52.3	54.3	53	53.4	55.7	54.4	54.8	58.8	61.2	56.1

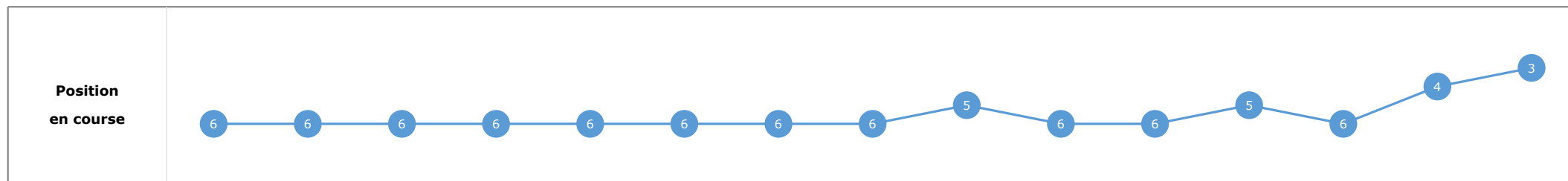
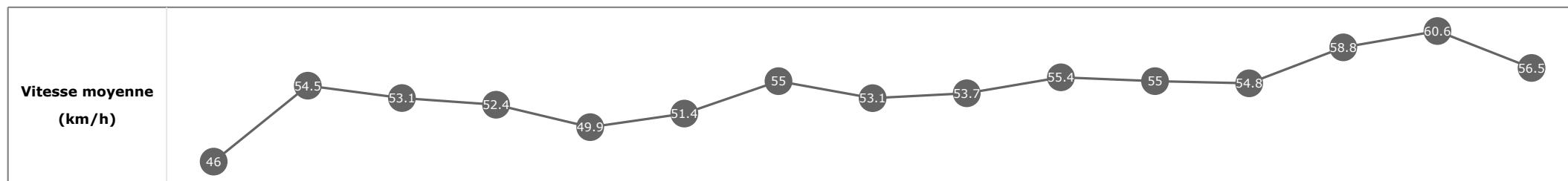


Statistiques Tracking
DEAUVILLE
C8 - PRIX ETALON TASLEET - 3000m
samedi 22 août 2020 - 18:10

Cheval **DECBOU**
 Jockey L. BOISSEAU
 Rang d'arrivée **2**
 Temps de parcours **03:25.46**
 Tronçon le plus rapide **00:11.89** (tronçon 400m - 200m)
 Vitesse maximale **63.25** (tronçon 400m - 200m)
 Vitesse moyenne **53.8**

Données de tracking

Tronçons de 200m	DEP 2800m	2800m 2600m	2600m 2400m	2400m 2200m	2200m 2000m	2000m 1800m	1800m 1600m	1600m 1400m	1400m 1200m	1200m 1000m	1000m 800m	800m 600m	600m 400m	400m 200m	200m ARR
Temps de parcours	00:15.71	00:28.97	00:42.55	00:56.44	01:11.43	01:25.73	01:39.54	01:53.20	02:06.61	02:20.27	02:34.37	02:47.92	03:00.79	03:12.68	03:25.46
Temps du tronçon	00:15.56	00:13.25	00:13.58	00:13.88	00:14.99	00:14.30	00:13.80	00:13.65	00:13.41	00:13.66	00:14.09	00:13.54	00:12.86	00:11.89	00:12.77
Vitesse moyenne	46	54.5	53.1	52.4	49.9	51.4	55	53.1	53.7	55.4	55	54.8	58.8	60.6	56.5

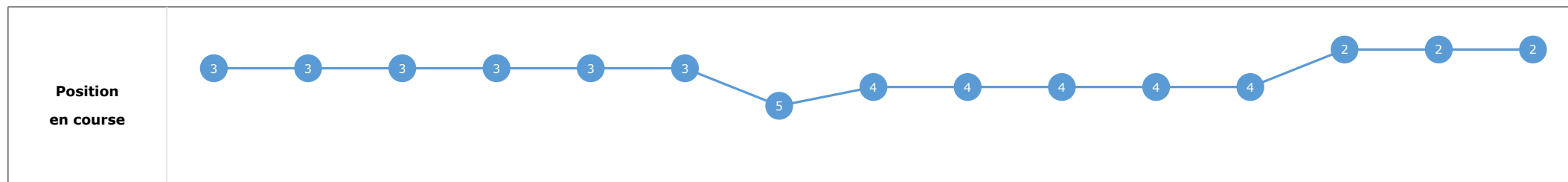
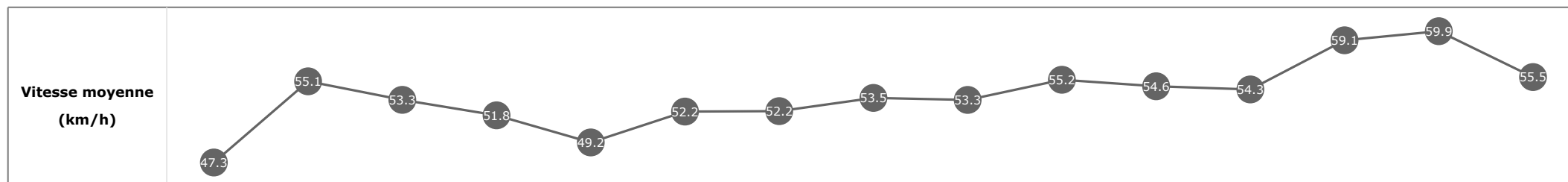


Statistiques Tracking DEAUVILLE C8 - PRIX ETALON TASLEET - 3000m samedi 22 août 2020 - 18:10

Cheval **LUANDA**
 Jockey T. TRULLIER
 Rang d'arrivée **3**
 Temps de parcours **03:25.44**
 Tronçon le plus rapide **00:12.00** (tronçon 400m - 200m)
 Vitesse maximale **61.56** (tronçon 400m - 200m)
 Vitesse moyenne **53.6**

Données de tracking

Tronçons de 200m	DEP 2800m	2800m 2600m	2600m 2400m	2400m 2200m	2200m 2000m	2000m 1800m	1800m 1600m	1600m 1400m	1400m 1200m	1200m 1000m	1000m 800m	800m 600m	600m 400m	400m 200m	200m ARR
Temps de parcours	00:15.31	00:28.45	00:41.95	00:55.99	01:11.03	01:25.10	01:39.47	01:53.02	02:06.53	02:20.20	02:34.29	02:47.89	03:00.54	03:12.55	03:25.44
Temps du tronçon	00:15.17	00:13.13	00:13.50	00:14.03	00:15.04	00:14.06	00:14.37	00:13.54	00:13.50	00:13.67	00:14.09	00:13.59	00:12.65	00:12.00	00:12.88
Vitesse moyenne	47.3	55.1	53.3	51.8	49.2	52.2	52.2	53.5	53.3	55.2	54.6	54.3	59.1	59.9	55.5

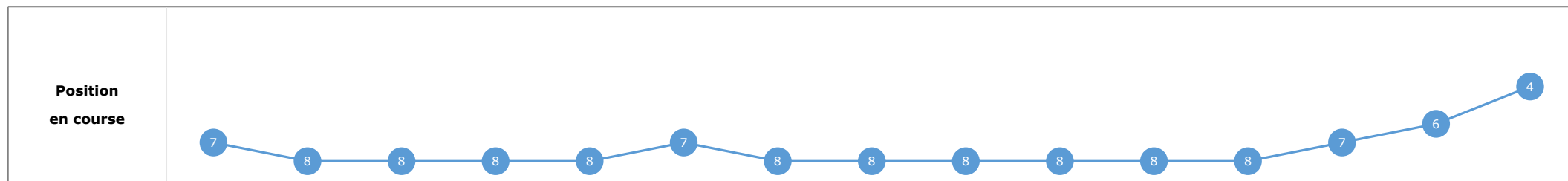
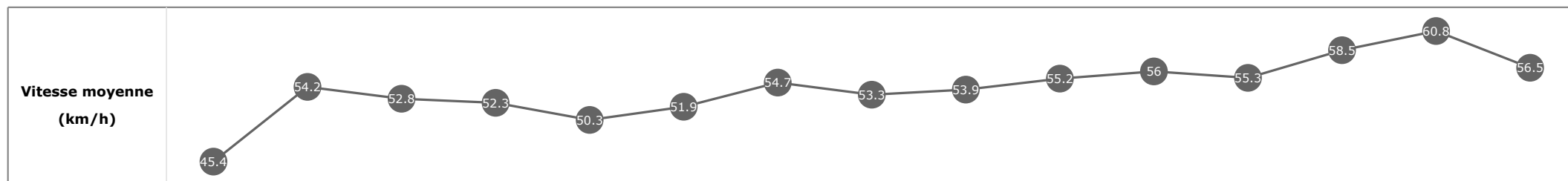


Statistiques Tracking
DEAUVILLE
C8 - PRIX ETALON TASLEET - 3000m
samedi 22 août 2020 - 18:10

Cheval **ROYAL GHOST**
 Jockey **C. SOUMILLON**
 Rang d'arrivée **4**
 Temps de parcours **03:25.65**
 Tronçon le plus rapide **00:11.88** (tronçon 400m - 200m)
 Vitesse maximale **62.10** (tronçon 400m - 200m)
 Vitesse moyenne **53.8**

Données de tracking

Tronçons de 200m	DEP 2800m	2800m 2600m	2600m 2400m	2400m 2200m	2200m 2000m	2000m 1800m	1800m 1600m	1600m 1400m	1400m 1200m	1200m 1000m	1000m 800m	800m 600m	600m 400m	400m 200m	200m ARR
Temps de parcours	00:15.98	00:29.22	00:42.89	00:56.83	01:11.78	01:26.07	01:39.95	01:53.53	02:06.96	02:20.62	02:34.65	02:48.14	03:00.94	03:12.82	03:25.65
Temps du tronçon	00:15.83	00:13.24	00:13.66	00:13.94	00:14.94	00:14.29	00:13.87	00:13.58	00:13.43	00:13.65	00:14.02	00:13.49	00:12.79	00:11.88	00:12.82
Vitesse moyenne	45.4	54.2	52.8	52.3	50.3	51.9	54.7	53.3	53.9	55.2	56	55.3	58.5	60.8	56.5

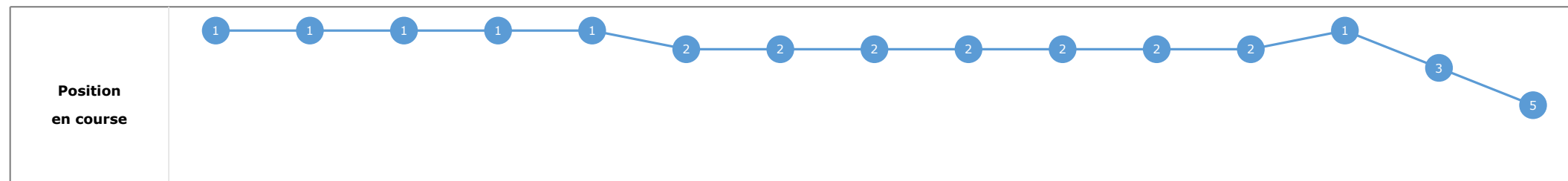
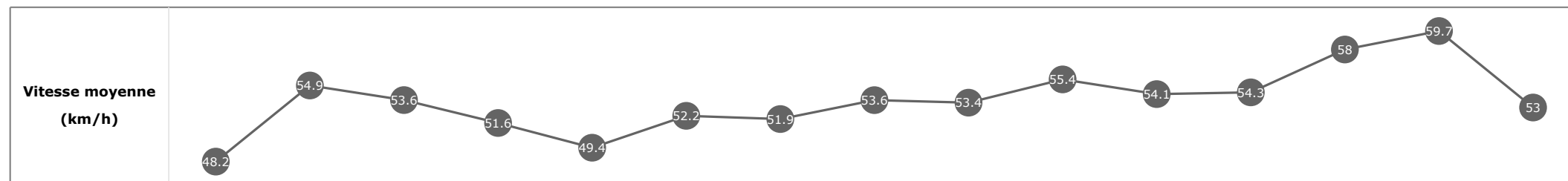


Statistiques Tracking
DEAUVILLE
C8 - PRIX ETALON TASLEET - 3000m
samedi 22 août 2020 - 18:10

Cheval **DECIMAL DAY**
 Jockey H. JOURNIAC
 Rang d'arrivée **5**
 Temps de parcours **03:26.14**
 Tronçon le plus rapide **00:12.08** (tronçon 400m - 200m)
 Vitesse maximale **61.24** (tronçon 400m - 200m)
 Vitesse moyenne **53.4**

Données de tracking

Tronçons de 200m	DEP 2800m	2800m 2600m	2600m 2400m	2400m 2200m	2200m 2000m	2000m 1800m	1800m 1600m	1600m 1400m	1400m 1200m	1200m 1000m	1000m 800m	800m 600m	600m 400m	400m 200m	200m ARR
Temps de parcours	00:15.06	00:28.18	00:41.65	00:55.72	01:10.71	01:24.77	01:39.12	01:52.76	02:06.25	02:19.85	02:34.06	02:47.62	03:00.50	03:12.59	03:26.14
Temps du tronçon	00:14.92	00:13.11	00:13.46	00:14.07	00:14.99	00:14.05	00:14.35	00:13.63	00:13.49	00:13.59	00:14.21	00:13.56	00:12.88	00:12.08	00:13.55
Vitesse moyenne	48.2	54.9	53.6	51.6	49.4	52.2	51.9	53.6	53.4	55.4	54.1	54.3	58	59.7	53

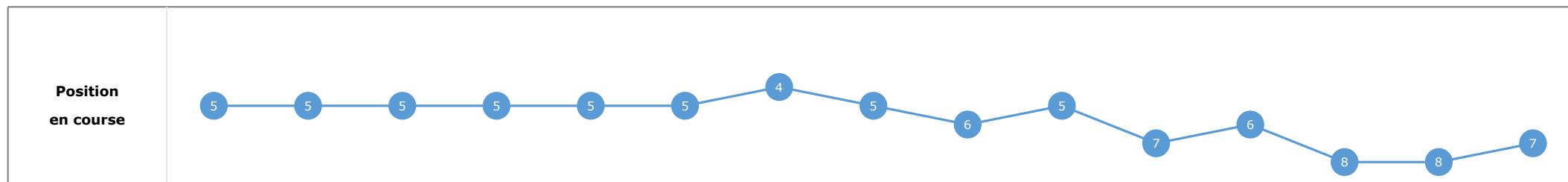
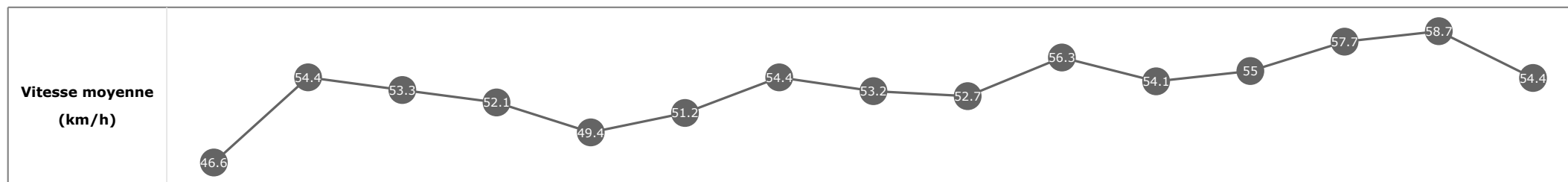


Statistiques Tracking
DEAUVILLE
C8 - PRIX ETALON TASLEET - 3000m
samedi 22 août 2020 - 18:10

Cheval **TABASCO FORTE**
 Jockey **D. VAN BELLEGHEM**
 Rang d'arrivée **6**
 Temps de parcours **03:26.59**
 Tronçon le plus rapide **00:12.29** (tronçon 400m - 200m)
 Vitesse maximale **60.70** (tronçon 2800m - 2600m)
 Vitesse moyenne **53.4**

Données de tracking

Tronçons de 200m	DEP 2800m	2800m 2600m	2600m 2400m	2400m 2200m	2200m 2000m	2000m 1800m	1800m 1600m	1600m 1400m	1400m 1200m	1200m 1000m	1000m 800m	800m 600m	600m 400m	400m 200m	200m ARR
Temps de parcours	00:15.56	00:28.78	00:42.34	00:56.30	01:11.35	01:25.53	01:39.41	01:53.10	02:06.79	02:20.26	02:34.54	02:48.03	03:01.02	03:13.32	03:26.59
Temps du tronçon	00:15.42	00:13.21	00:13.55	00:13.95	00:15.04	00:14.18	00:13.87	00:13.69	00:13.68	00:13.47	00:14.27	00:13.49	00:12.99	00:12.29	00:13.27
Vitesse moyenne	46.6	54.4	53.3	52.1	49.4	51.2	54.4	53.2	52.7	56.3	54.1	55	57.7	58.7	54.4

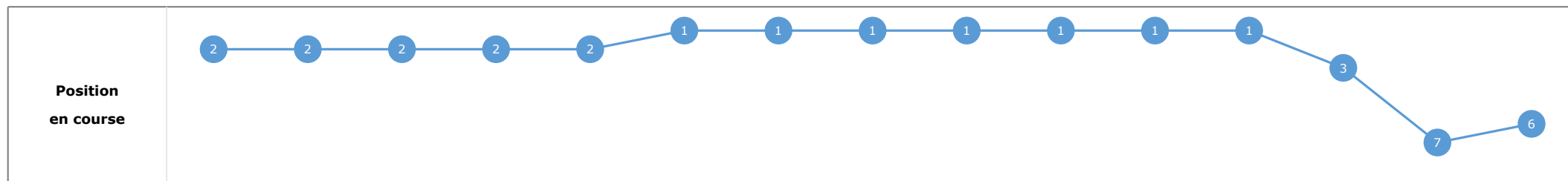
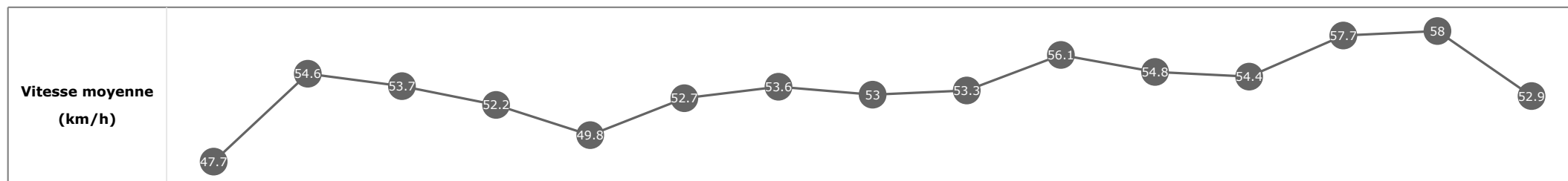


Statistiques Tracking DEAUVILLE C8 - PRIX ETALON TASLEET - 3000m samedi 22 août 2020 - 18:10

Cheval **THE FUNK BIBLE**
 Jockey **A. CRASTUS**
 Rang d'arrivée **7**
 Temps de parcours **03:26.56**
 Tronçon le plus rapide **00:12.35** (tronçon 400m - 200m)
 Vitesse maximale **60.88** (tronçon 400m - 200m)
 Vitesse moyenne **53.5**

Données de tracking

Tronçons de 200m	DEP 2800m	2800m 2600m	2600m 2400m	2400m 2200m	2200m 2000m	2000m 1800m	1800m 1600m	1600m 1400m	1400m 1200m	1200m 1000m	1000m 800m	800m 600m	600m 400m	400m 200m	200m ARR
Temps de parcours	00:15.19	00:28.38	00:41.84	00:55.84	01:10.79	01:24.74	01:38.88	01:52.60	02:06.11	02:19.65	02:33.81	02:47.49	03:00.55	03:12.91	03:26.56
Temps du tronçon	00:15.05	00:13.18	00:13.46	00:13.99	00:14.94	00:13.95	00:14.14	00:13.72	00:13.51	00:13.53	00:14.16	00:13.67	00:13.06	00:12.35	00:13.65
Vitesse moyenne	47.7	54.6	53.7	52.2	49.8	52.7	53.6	53	53.3	56.1	54.8	54.4	57.7	58	52.9



Statistiques Tracking
DEAUVILLE
C8 - PRIX ETALON TASLEET - 3000m
samedi 22 août 2020 - 18:10

Cheval **INDIAN SONG**
 Jockey **E. HARDOUIN**
 Rang d'arrivée **8**
 Temps de parcours **03:26.62**
 Tronçon le plus rapide **00:12.04** (tronçon 400m - 200m)
 Vitesse maximale **63.43** (tronçon 400m - 200m)
 Vitesse moyenne **53.2**

Données de tracking

Tronçons de 200m	DEP 2800m	2800m 2600m	2600m 2400m	2400m 2200m	2200m 2000m	2000m 1800m	1800m 1600m	1600m 1400m	1400m 1200m	1200m 1000m	1000m 800m	800m 600m	600m 400m	400m 200m	200m ARR
Temps de parcours	00:16.15	00:29.12	00:42.70	00:56.69	01:11.70	01:26.09	01:39.79	01:53.39	02:06.84	02:20.46	02:34.36	02:48.11	03:00.76	03:12.80	03:26.62
Temps du tronçon	00:16.00	00:12.97	00:13.58	00:13.98	00:15.01	00:14.39	00:13.69	00:13.60	00:13.45	00:13.61	00:13.90	00:13.74	00:12.65	00:12.04	00:13.81
Vitesse moyenne	45	55.2	53.1	52.2	49.4	50.9	54.8	53.4	53.7	55.3	55.3	53.6	58.8	59.6	52.1

