

Statistiques Tracking
DEAUVILLE
C1 - PRIX DES GRENIERS A SEL - 2500m
mardi 25 août 2020 - 13:50

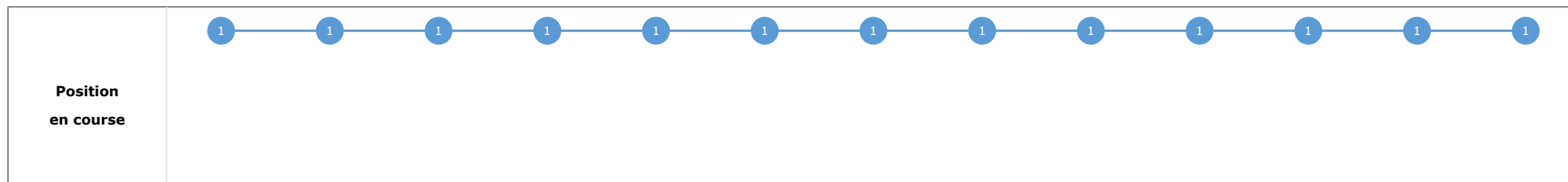
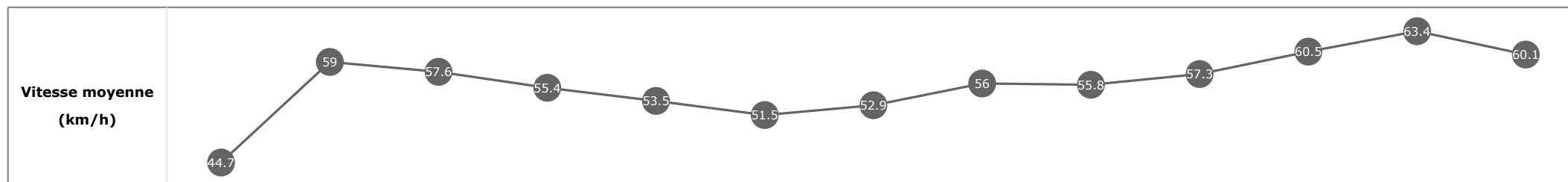
Partant (corde)	Cheval	Arrivée officielle	Tronçons de 200m		DEP - 1000m	1000m - 800m	800m - 600m	600m - 400m	400m - 200m	200m - ARR	Temps officiel	Derniers 600m	Parcouru vs. 1er
			Vitesse Max	200m les plus rapides	Temps passage en tête	Durée du tronçon	01:41.27	01:54.11	02:06.75	02:18.67			
				T1	T2	T3	T4	T5	T6				
16 (16)	GIPSY JET SEPT J. CLAUDIC	1	64.51 T5	00:11.37 T5	01:41.27 1 01:41.27	01:54.11 1 00:12.84	02:06.75 1 00:12.63	02:18.67 1 00:11.91	02:30.04 1 00:11.37	02:41.99 00:11.94	2'42"09	00:35.23	
11 (4)	ALLEZ HENRI A. LEMAITRE	2	63.72 T5	00:11.45 T5	01:41.47 3 01:41.47	01:54.24 2 00:12.76	02:06.88 2 00:12.64	02:18.68 2 00:11.80	02:30.14 2 00:11.45	02:42.19 00:12.05	2'42"29	00:35.31	3.70
2 (2)	BROKEBACK MOUNTAIN G. BENOIST	3	65.41 T5	00:11.32 T5	01:42.04 10 01:42.04	01:54.77 9 00:12.73	02:07.26 10 00:12.49	02:19.16 11 00:11.89	02:30.49 5 00:11.32	02:42.59 00:12.10	2'42"55	00:35.32	-6.22
4 (11)	CHAILLOUE M. BARZALONA	4	65.88 T5	00:11.41 T5	01:41.56 5 01:41.56	01:54.31 3 00:12.75	02:06.98 3 00:12.67	02:18.81 4 00:11.82	02:30.22 3 00:11.41	02:42.53 00:12.30	2'42"60	00:35.54	2.41
14 (14)	SAINT NICOLAS V. SEGUY	4	63.83 T5	00:11.45 T5	01:41.88 8 01:41.88	01:54.49 5 00:12.60	02:07.13 7 00:12.64	02:19.07 9 00:11.93	02:30.52 7 00:11.45	02:42.53 00:12.01	2'42"60	00:35.39	2.54
10 (8)	CREATIVE M. FOREST	6	64.69 T5	00:11.42 T5	01:42.50 14 01:42.50	01:55.07 14 00:12.57	02:07.40 13 00:12.33	02:19.28 13 00:11.88	02:30.71 10 00:11.42	02:42.71 00:11.99	2'42"77	00:35.30	1.37
3 (9)	ISKANDERHON T. PICCONE	7	64.22 T5	00:11.43 T5	01:42.38 13 01:42.38	01:54.89 11 00:12.51	02:07.26 11 00:12.37	02:19.05 8 00:11.78	02:30.49 6 00:11.43	02:42.75 00:12.26	2'42"85	00:35.48	11.94
5 (13)	LANDJUNGE A. CRASTUS	8	64.48 T4	00:11.65 T5	01:41.70 6 01:41.70	01:54.71 8 00:13.00	02:07.02 5 00:12.31	02:18.77 3 00:11.75	02:30.43 4 00:11.65	02:42.80 00:12.36	2'42"90	00:35.78	9.64
13 (7)	KRUNCH G. GUEDJ-GAY	9	64.33 T5	00:11.49 T5	01:42.18 11 01:42.18	01:54.81 10 00:12.62	02:07.28 12 00:12.47	02:19.27 12 00:11.98	02:30.77 12 00:11.49	02:42.93 00:12.16	2'42"99	00:35.65	4.33
1 (6)	CHIPIRON C. SOUMILLON	10	64.58 T5	00:11.45 T5	01:42.68 15 01:42.68	01:55.15 15 00:12.47	02:07.54 15 00:12.39	02:19.45 15 00:11.90	02:30.90 14 00:11.45	02:43.12 00:12.21	2'43"20	00:35.57	7.37
12 (10)	LE PIN M. GUYON	11	63.61 T5	00:11.50 T5	01:41.98 9 01:41.98	01:54.93 12 00:12.94	02:07.26 9 00:12.32	02:19.05 7 00:11.78	02:30.55 8 00:11.50	02:43.35 00:12.79	2'43"44	00:36.09	10.62
9 (1)	COMBERMERE E. HARDOUIN	12	63.32 T5	00:11.66 T5	01:41.72 7 01:41.72	01:54.61 7 00:12.88	02:07.20 8 00:12.59	02:19.13 10 00:11.93	02:30.80 13 00:11.66	02:44.25 00:13.45	2'44"26	00:37.05	-4.48
6 (12)	PRETORIO H. JOURNIAC	13	63.14 T5	00:11.71 T5	01:41.44 2 01:41.44	01:54.36 4 00:12.92	02:07.01 4 00:12.64	02:18.97 5 00:11.96	02:30.68 9 00:11.71	02:44.34 00:13.65	2'44"27	00:37.33	-1.79
7 (5)	MORE THAN THIS V. CHEMINAUD	14	63.14 T5	00:11.67 T5	01:42.34 12 01:42.34	01:54.99 13 00:12.64	02:07.47 14 00:12.48	02:19.36 14 00:11.89	02:31.04 15 00:11.67	02:44.84 00:13.80	2'44"83	00:37.37	-5.91
8 (15)	MAKTAVA C. DEMURO	15	62.96 T5	00:11.71 T5	01:41.47 4 01:41.47	01:54.49 6 00:13.01	02:07.04 6 00:12.55	02:19.03 6 00:11.99	02:30.75 11 00:11.71	02:45.07 00:14.31	2'44"94	00:38.02	5.10
15 (3)	RANNAN S. RUIS												

Statistiques Tracking
DEAUVILLE
C1 - PRIX DES GRENIERS A SEL - 2500m
mardi 25 août 2020 - 13:50

Cheval **GIPSY JET SEPT**
 Jockey **J. CLAUDIC**
 Rang d'arrivée **1**
 Temps de parcours **02:41.99**
 Tronçon le plus rapide **00:11.37** (tronçon 400m - 200m)
 Vitesse maximale **64.51** (tronçon 400m - 200m)
 Vitesse moyenne **56**

Données de tracking

Tronçons de 200m	DEP 2400m	2400m 2200m	2200m 2000m	2000m 1800m	1800m 1600m	1600m 1400m	1400m 1200m	1200m 1000m	1000m 800m	800m 600m	600m 400m	400m 200m	200m ARR
Temps de parcours	00:09.32	00:21.58	00:34.13	00:47.15	01:00.73	01:14.77	01:28.43	01:41.27	01:54.11	02:06.75	02:18.67	02:30.04	02:41.99
Temps du tronçon	00:09.38	00:12.25	00:12.55	00:13.02	00:13.58	00:14.04	00:13.65	00:12.83	00:12.84	00:12.63	00:11.91	00:11.37	00:11.94
Vitesse moyenne	44.7	59	57.6	55.4	53.5	51.5	52.9	56	55.8	57.3	60.5	63.4	60.1

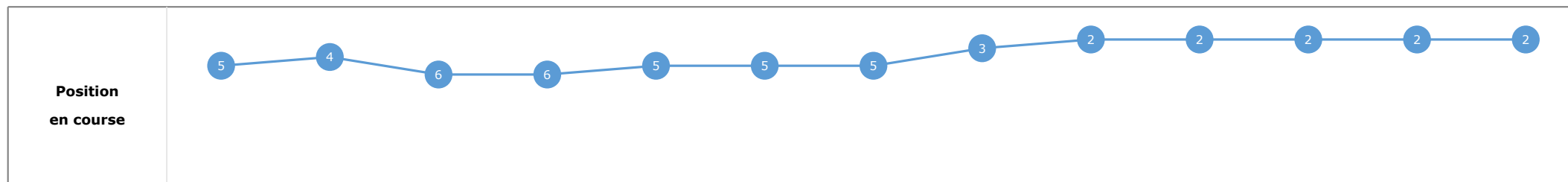
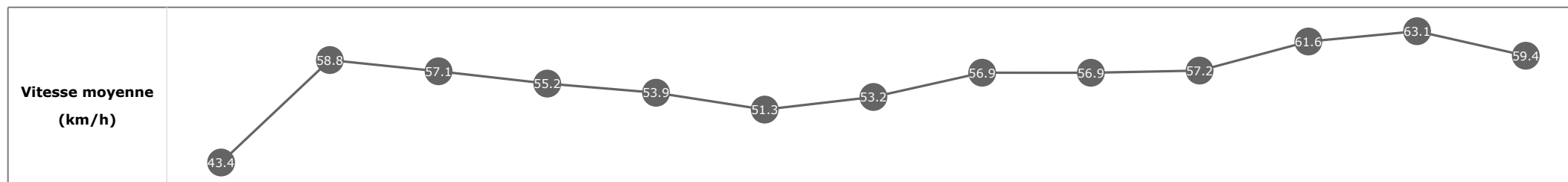


Statistiques Tracking
DEAUVILLE
C1 - PRIX DES GRENIERS A SEL - 2500m
mardi 25 août 2020 - 13:50

Cheval **ALLEZ HENRI**
 Jockey **A. LEMAITRE**
 Rang d'arrivée **2**
 Temps de parcours **02:42.19**
 Tronçon le plus rapide **00:11.45** (tronçon 400m - 200m)
 Vitesse maximale **63.72** (tronçon 400m - 200m)
 Vitesse moyenne **56.1**

Données de tracking

Tronçons de 200m	DEP 2400m	2400m 2200m	2200m 2000m	2000m 1800m	1800m 1600m	1600m 1400m	1400m 1200m	1200m 1000m	1000m 800m	800m 600m	600m 400m	400m 200m	200m ARR
Temps de parcours	00:09.73	00:21.91	00:34.65	00:47.71	01:01.23	01:15.22	01:28.79	01:41.47	01:54.24	02:06.88	02:18.68	02:30.14	02:42.19
Temps du tronçon	00:09.79	00:12.18	00:12.73	00:13.05	00:13.52	00:13.99	00:13.56	00:12.68	00:12.76	00:12.64	00:11.80	00:11.45	00:12.05
Vitesse moyenne	43.4	58.8	57.1	55.2	53.9	51.3	53.2	56.9	56.9	57.2	61.6	63.1	59.4


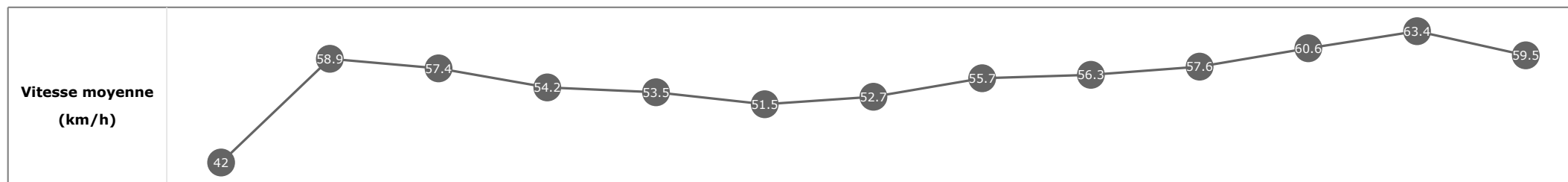


Statistiques Tracking
DEAUVILLE
C1 - PRIX DES GRENIERS A SEL - 2500m
mardi 25 août 2020 - 13:50

Cheval **BROKEBACK MOUNTAIN**
 Jockey **G. BENOIST**
 Rang d'arrivée **3**
 Temps de parcours **02:42.59**
 Tronçon le plus rapide **00:11.32** (tronçon 400m - 200m)
 Vitesse maximale **65.41** (tronçon 400m - 200m)
 Vitesse moyenne **55.7**

Données de tracking

Tronçons de 200m	DEP 2400m	2400m 2200m	2200m 2000m	2000m 1800m	1800m 1600m	1600m 1400m	1400m 1200m	1200m 1000m	1000m 800m	800m 600m	600m 400m	400m 200m	200m ARR
Temps de parcours	00:09.99	00:22.25	00:34.77	00:47.99	01:01.46	01:15.40	01:29.08	01:42.04	01:54.77	02:07.26	02:19.16	02:30.49	02:42.59
Temps du tronçon	00:10.04	00:12.26	00:12.52	00:13.21	00:13.47	00:13.93	00:13.68	00:12.95	00:12.73	00:12.49	00:11.89	00:11.32	00:12.10
Vitesse moyenne	42	58.9	57.4	54.2	53.5	51.5	52.7	55.7	56.3	57.6	60.6	63.4	59.5

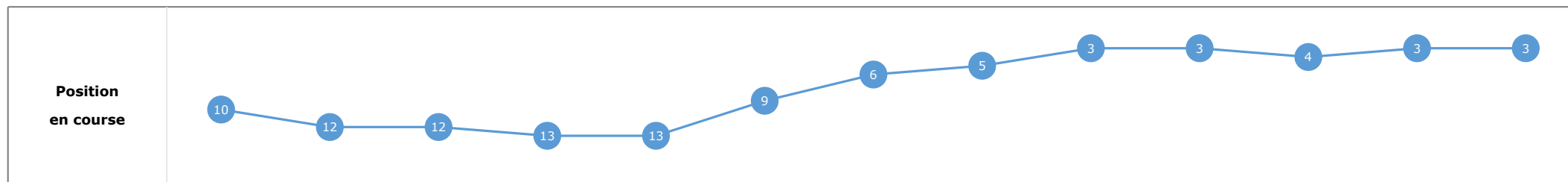
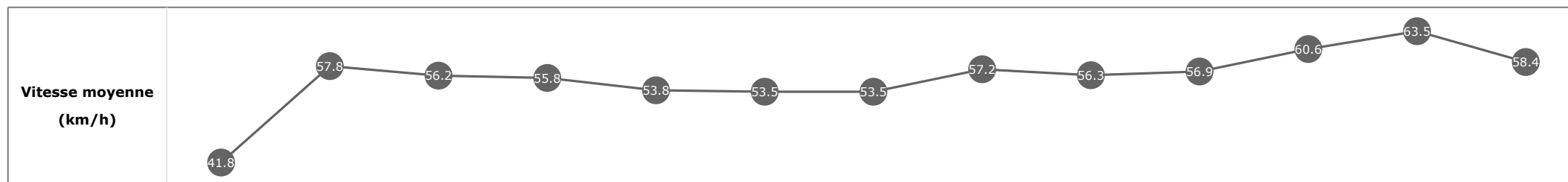


Statistiques Tracking
DEAUVILLE
C1 - PRIX DES GRENIERS A SEL - 2500m
mardi 25 août 2020 - 13:50

Cheval **CHAILLOUE**
 Jockey **M. BARZALONA**
 Rang d'arrivée **4**
 Temps de parcours **02:42.53**
 Tronçon le plus rapide **00:11.41** (tronçon 400m - 200m)
 Vitesse maximale **65.88** (tronçon 400m - 200m)
 Vitesse moyenne **55.9**

Données de tracking

Tronçons de 200m	DEP 2400m	2400m 2200m	2200m 2000m	2000m 1800m	1800m 1600m	1600m 1400m	1400m 1200m	1200m 1000m	1000m 800m	800m 600m	600m 400m	400m 200m	200m ARR
Temps de parcours	00:10.01	00:22.49	00:35.44	00:48.46	01:02.04	01:15.54	01:28.92	01:41.56	01:54.31	02:06.98	02:18.81	02:30.22	02:42.53
Temps du tronçon	00:10.06	00:12.48	00:12.94	00:13.02	00:13.57	00:13.50	00:13.37	00:12.64	00:12.75	00:12.67	00:11.82	00:11.41	00:12.30
Vitesse moyenne	41.8	57.8	56.2	55.8	53.8	53.5	53.5	57.2	56.3	56.9	60.6	63.5	58.4

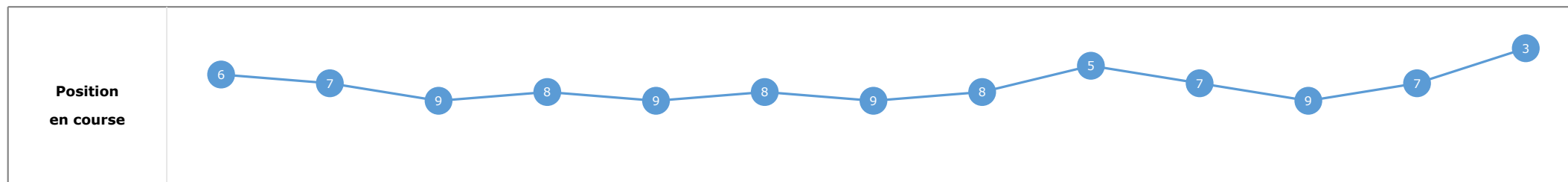
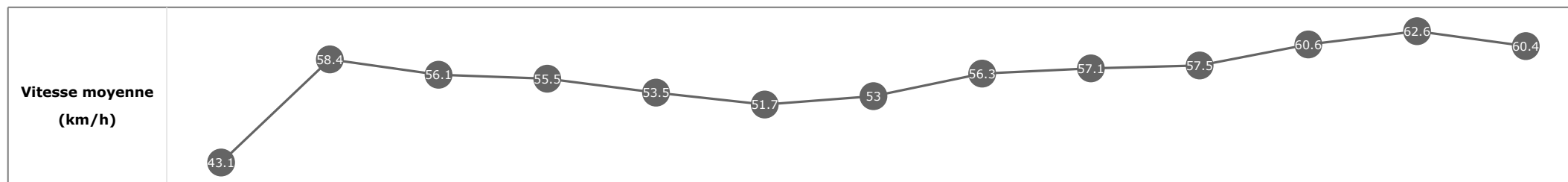


Statistiques Tracking
DEAUVILLE
C1 - PRIX DES GRENIERS A SEL - 2500m
mardi 25 août 2020 - 13:50

Cheval **SAINT NICOLAS**
 Jockey **V. SEGUY**
 Rang d'arrivée **4**
 Temps de parcours **02:42.53**
 Tronçon le plus rapide **00:11.45** (tronçon 400m - 200m)
 Vitesse maximale **63.83** (tronçon 400m - 200m)
 Vitesse moyenne **55.9**

Données de tracking

Tronçons de 200m	DEP 2400m	2400m 2200m	2200m 2000m	2000m 1800m	1800m 1600m	1600m 1400m	1400m 1200m	1200m 1000m	1000m 800m	800m 600m	600m 400m	400m 200m	200m ARR
Temps de parcours	00:09.77	00:22.08	00:34.92	00:47.97	01:01.54	01:15.53	01:29.09	01:41.88	01:54.49	02:07.13	02:19.07	02:30.52	02:42.53
Temps du tronçon	00:09.82	00:12.31	00:12.83	00:13.05	00:13.57	00:13.99	00:13.55	00:12.79	00:12.60	00:12.64	00:11.93	00:11.45	00:12.01
Vitesse moyenne	43.1	58.4	56.1	55.5	53.5	51.7	53	56.3	57.1	57.5	60.6	62.6	60.4

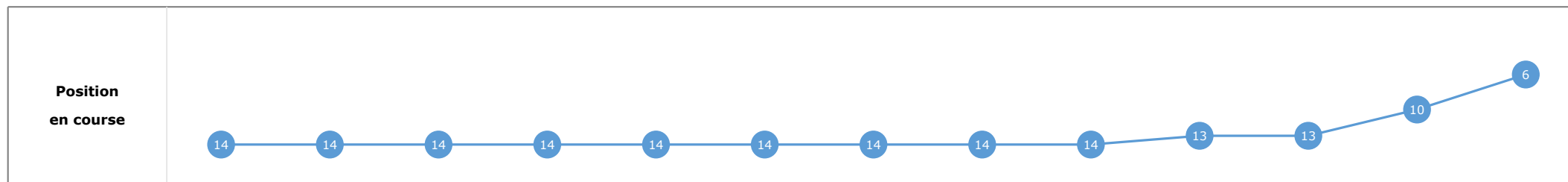
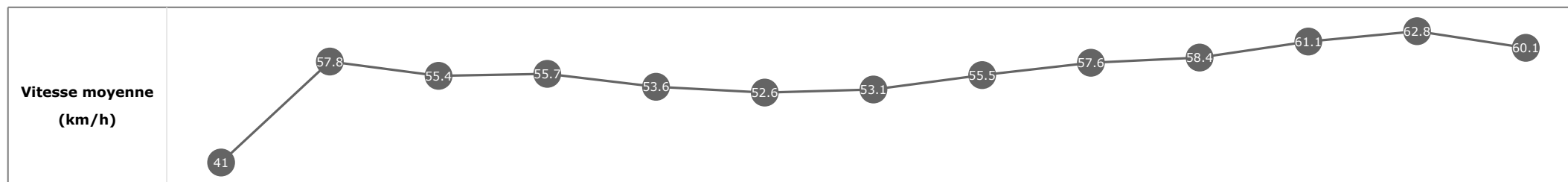


Statistiques Tracking
DEAUVILLE
C1 - PRIX DES GRENIERS A SEL - 2500m
mardi 25 août 2020 - 13:50

Cheval **CREATIVE**
 Jockey **M. FOREST**
 Rang d'arrivée **6**
 Temps de parcours **02:42.71**
 Tronçon le plus rapide **00:11.42** (tronçon 400m - 200m)
 Vitesse maximale **64.69** (tronçon 400m - 200m)
 Vitesse moyenne **55.8**

Données de tracking

Tronçons de 200m	DEP 2400m	2400m 2200m	2200m 2000m	2000m 1800m	1800m 1600m	1600m 1400m	1400m 1200m	1200m 1000m	1000m 800m	800m 600m	600m 400m	400m 200m	200m ARR
Temps de parcours	00:10.21	00:22.74	00:35.77	00:48.70	01:02.27	01:16.04	01:29.57	01:42.50	01:55.07	02:07.40	02:19.28	02:30.71	02:42.71
Temps du tronçon	00:10.26	00:12.53	00:13.02	00:12.93	00:13.56	00:13.77	00:13.52	00:12.93	00:12.57	00:12.33	00:11.88	00:11.42	00:11.99
Vitesse moyenne	41	57.8	55.4	55.7	53.6	52.6	53.1	55.5	57.6	58.4	61.1	62.8	60.1


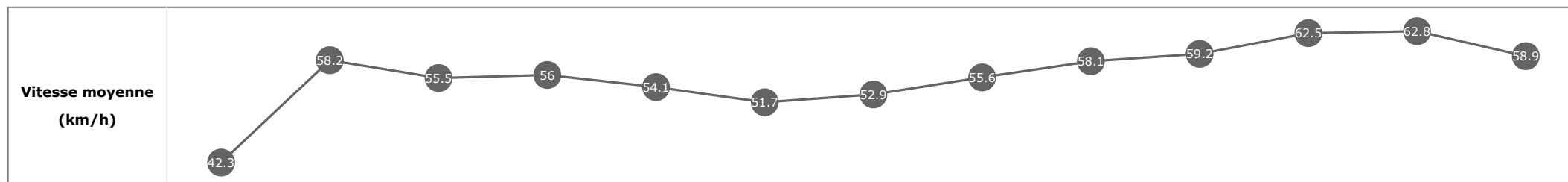


Statistiques Tracking
DEAUVILLE
C1 - PRIX DES GRENIERS A SEL - 2500m
mardi 25 août 2020 - 13:50

Cheval **ISKANDERHON**
 Jockey **T. PICCONE**
 Rang d'arrivée **7**
 Temps de parcours **02:42.75**
 Tronçon le plus rapide **00:11.43** (tronçon 400m - 200m)
 Vitesse maximale **64.22** (tronçon 400m - 200m)
 Vitesse moyenne **56**

Données de tracking

Tronçons de 200m	DEP 2400m	2400m 2200m	2200m 2000m	2000m 1800m	1800m 1600m	1600m 1400m	1400m 1200m	1200m 1000m	1000m 800m	800m 600m	600m 400m	400m 200m	200m ARR
Temps de parcours	00:09.90	00:22.28	00:35.29	00:48.21	01:01.75	01:15.78	01:29.43	01:42.38	01:54.89	02:07.26	02:19.05	02:30.49	02:42.75
Temps du tronçon	00:09.95	00:12.38	00:13.00	00:12.92	00:13.53	00:14.02	00:13.65	00:12.94	00:12.51	00:12.37	00:11.78	00:11.43	00:12.26
Vitesse moyenne	42.3	58.2	55.5	56	54.1	51.7	52.9	55.6	58.1	59.2	62.5	62.8	58.9


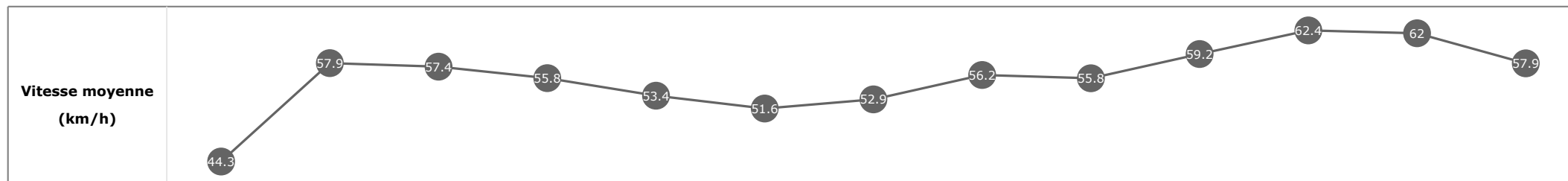


Statistiques Tracking
DEAUVILLE
C1 - PRIX DES GRENIERS A SEL - 2500m
mardi 25 août 2020 - 13:50

Cheval **LANDJUNGE**
 Jockey **A. CRASTUS**
 Rang d'arrivée **8**
 Temps de parcours **02:42.80**
 Tronçon le plus rapide **00:11.65** (tronçon 400m - 200m)
 Vitesse maximale **64.48** (tronçon 600m - 400m)
 Vitesse moyenne **56**

Données de tracking

Tronçons de 200m	DEP 2400m	2400m 2200m	2200m 2000m	2000m 1800m	1800m 1600m	1600m 1400m	1400m 1200m	1200m 1000m	1000m 800m	800m 600m	600m 400m	400m 200m	200m ARR
Temps de parcours	00:09.54	00:21.96	00:34.52	00:47.63	01:01.24	01:15.28	01:28.94	01:41.70	01:54.71	02:07.02	02:18.77	02:30.43	02:42.80
Temps du tronçon	00:09.59	00:12.42	00:12.56	00:13.10	00:13.61	00:14.03	00:13.66	00:12.76	00:13.00	00:12.31	00:11.75	00:11.65	00:12.36
Vitesse moyenne	44.3	57.9	57.4	55.8	53.4	51.6	52.9	56.2	55.8	59.2	62.4	62	57.9

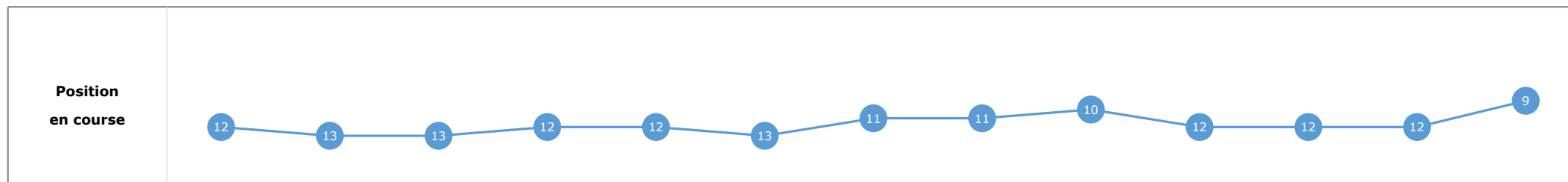
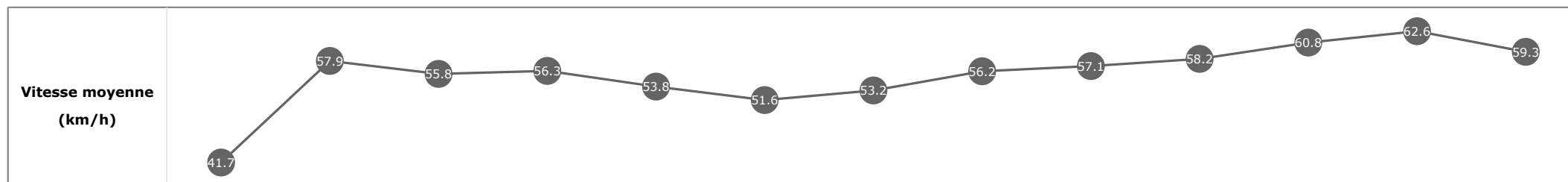


Statistiques Tracking
DEAUVILLE
C1 - PRIX DES GRENIERS A SEL - 2500m
mardi 25 août 2020 - 13:50

Cheval **KRUNCH**
 Jockey G. GUEDJ-GAY
 Rang d'arrivée **9**
 Temps de parcours **02:42.93**
 Tronçon le plus rapide **00:11.49** (tronçon 400m - 200m)
 Vitesse maximale **64.33** (tronçon 400m - 200m)
 Vitesse moyenne **55.8**

Données de tracking

Tronçons de 200m	DEP 2400m	2400m 2200m	2200m 2000m	2000m 1800m	1800m 1600m	1600m 1400m	1400m 1200m	1200m 1000m	1000m 800m	800m 600m	600m 400m	400m 200m	200m ARR
Temps de parcours	00:10.08	00:22.55	00:35.53	00:48.36	01:01.79	01:15.80	01:29.32	01:42.18	01:54.81	02:07.28	02:19.27	02:30.77	02:42.93
Temps du tronçon	00:10.13	00:12.47	00:12.98	00:12.82	00:13.42	00:14.00	00:13.52	00:12.86	00:12.62	00:12.47	00:11.98	00:11.49	00:12.16
Vitesse moyenne	41.7	57.9	55.8	56.3	53.8	51.6	53.2	56.2	57.1	58.2	60.8	62.6	59.3


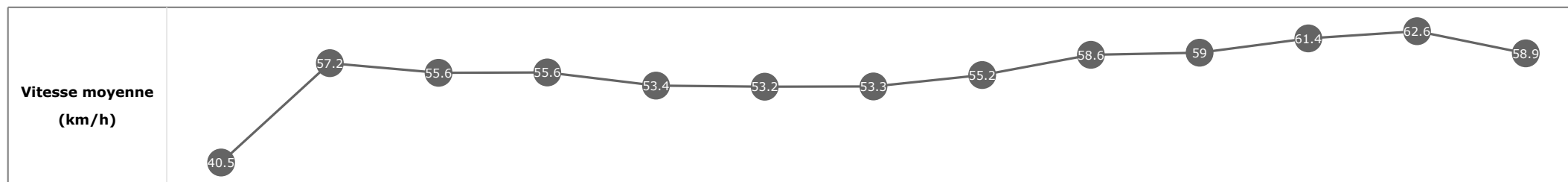


Statistiques Tracking
DEAUVILLE
C1 - PRIX DES GRENIERS A SEL - 2500m
mardi 25 août 2020 - 13:50

Cheval **CHIPIRON**
 Jockey **C. SOUMILLON**
 Rang d'arrivée **10**
 Temps de parcours **02:43.12**
 Tronçon le plus rapide **00:11.45** (tronçon 400m - 200m)
 Vitesse maximale **64.58** (tronçon 400m - 200m)
 Vitesse moyenne **55.8**

Données de tracking

Tronçons de 200m	DEP 2400m	2400m 2200m	2200m 2000m	2000m 1800m	1800m 1600m	1600m 1400m	1400m 1200m	1200m 1000m	1000m 800m	800m 600m	600m 400m	400m 200m	200m ARR
Temps de parcours	00:10.38	00:22.92	00:35.91	00:48.94	01:02.41	01:16.07	01:29.63	01:42.68	01:55.15	02:07.54	02:19.45	02:30.90	02:43.12
Temps du tronçon	00:10.43	00:12.54	00:12.99	00:13.02	00:13.47	00:13.65	00:13.56	00:13.04	00:12.47	00:12.39	00:11.90	00:11.45	00:12.21
Vitesse moyenne	40.5	57.2	55.6	55.6	53.4	53.2	53.3	55.2	58.6	59	61.4	62.6	58.9


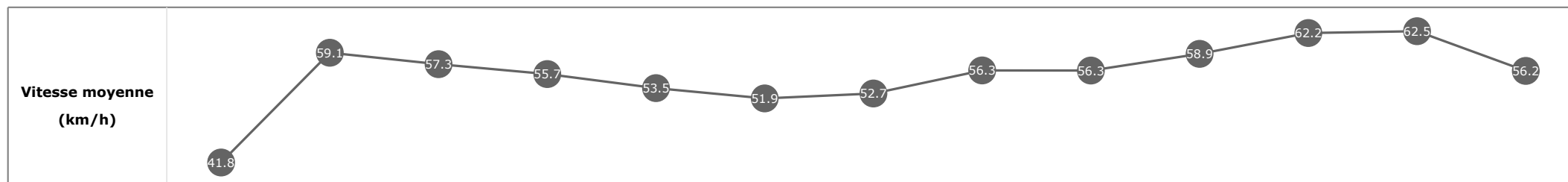


Statistiques Tracking
DEAUVILLE
C1 - PRIX DES GRENIERS A SEL - 2500m
mardi 25 août 2020 - 13:50

Cheval **LE PIN**
 Jockey **M. GUYON**
 Rang d'arrivée **11**
 Temps de parcours **02:43.35**
 Tronçon le plus rapide **00:11.50** (tronçon 400m - 200m)
 Vitesse maximale **63.61** (tronçon 400m - 200m)
 Vitesse moyenne **55.8**

Données de tracking

Tronçons de 200m	DEP 2400m	2400m 2200m	2200m 2000m	2000m 1800m	1800m 1600m	1600m 1400m	1400m 1200m	1200m 1000m	1000m 800m	800m 600m	600m 400m	400m 200m	200m ARR
Temps de parcours	00:10.01	00:22.25	00:34.87	00:47.95	01:01.50	01:15.54	01:29.18	01:41.98	01:54.93	02:07.26	02:19.05	02:30.55	02:43.35
Temps du tronçon	00:10.06	00:12.24	00:12.62	00:13.07	00:13.55	00:14.04	00:13.63	00:12.80	00:12.94	00:12.32	00:11.78	00:11.50	00:12.79
Vitesse moyenne	41.8	59.1	57.3	55.7	53.5	51.9	52.7	56.3	56.3	58.9	62.2	62.5	56.2

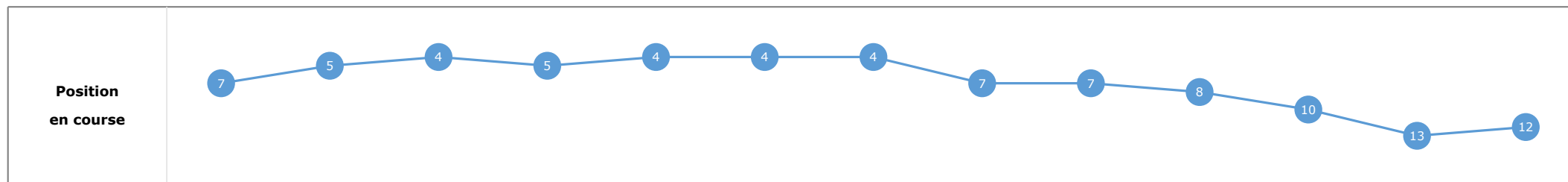
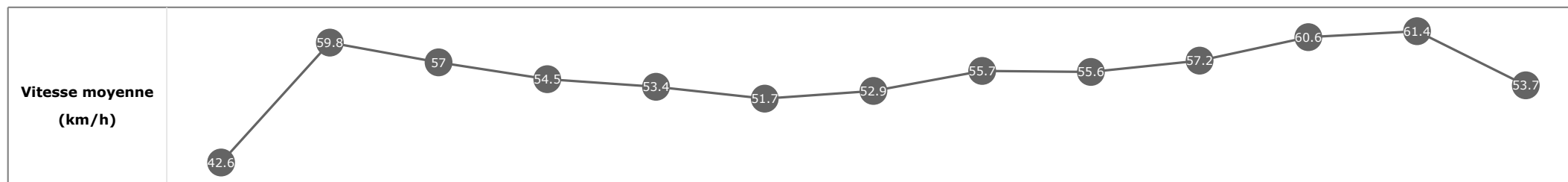


Statistiques Tracking
DEAUVILLE
C1 - PRIX DES GRENIERS A SEL - 2500m
mardi 25 août 2020 - 13:50

Cheval **COMBERMERE**
 Jockey **E. HARDOUIN**
 Rang d'arrivée **12**
 Temps de parcours **02:44.25**
 Tronçon le plus rapide **00:11.66** (tronçon 400m - 200m)
 Vitesse maximale **63.32** (tronçon 400m - 200m)
 Vitesse moyenne **55.2**

Données de tracking

Tronçons de 200m	DEP 2400m	2400m 2200m	2200m 2000m	2000m 1800m	1800m 1600m	1600m 1400m	1400m 1200m	1200m 1000m	1000m 800m	800m 600m	600m 400m	400m 200m	200m ARR
Temps de parcours	00:09.82	00:21.94	00:34.51	00:47.70	01:01.19	01:15.14	01:28.76	01:41.72	01:54.61	02:07.20	02:19.13	02:30.80	02:44.25
Temps du tronçon	00:09.87	00:12.12	00:12.57	00:13.19	00:13.48	00:13.95	00:13.61	00:12.96	00:12.88	00:12.59	00:11.93	00:11.66	00:13.45
Vitesse moyenne	42.6	59.8	57	54.5	53.4	51.7	52.9	55.7	55.6	57.2	60.6	61.4	53.7

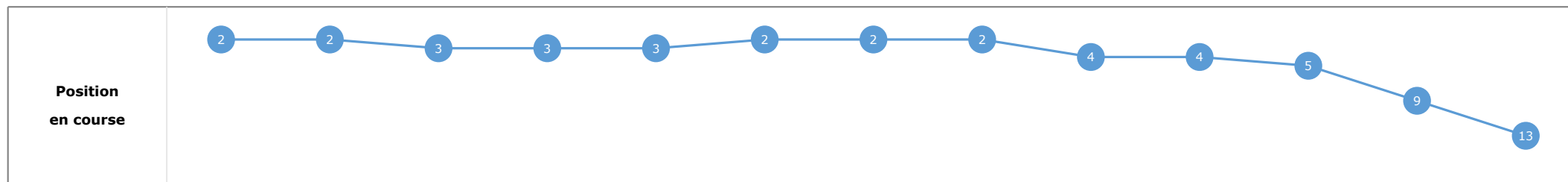
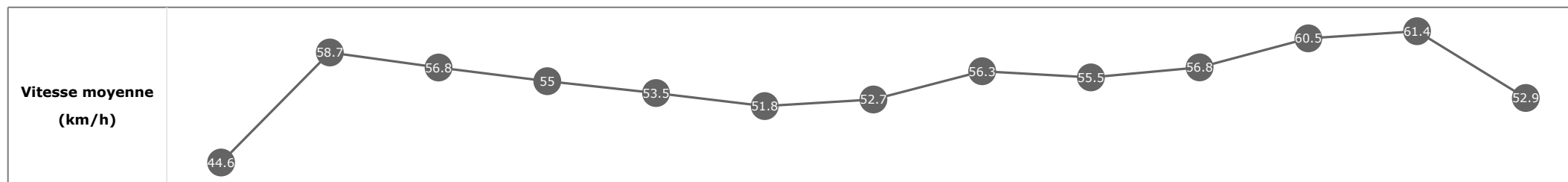


Statistiques Tracking
DEAUVILLE
C1 - PRIX DES GRENIERS A SEL - 2500m
mardi 25 août 2020 - 13:50

Cheval **PRETORIO**
 Jockey **H. JOURNIAC**
 Rang d'arrivée **13**
 Temps de parcours **02:44.34**
 Tronçon le plus rapide **00:11.71** (tronçon 400m - 200m)
 Vitesse maximale **63.14** (tronçon 400m - 200m)
 Vitesse moyenne **55.2**

Données de tracking

Tronçons de 200m	DEP 2400m	2400m 2200m	2200m 2000m	2000m 1800m	1800m 1600m	1600m 1400m	1400m 1200m	1200m 1000m	1000m 800m	800m 600m	600m 400m	400m 200m	200m ARR
Temps de parcours	00:09.39	00:21.73	00:34.44	00:47.50	01:00.98	01:14.96	01:28.59	01:41.44	01:54.36	02:07.01	02:18.97	02:30.68	02:44.34
Temps du tronçon	00:09.44	00:12.33	00:12.71	00:13.05	00:13.48	00:13.97	00:13.63	00:12.84	00:12.92	00:12.64	00:11.96	00:11.71	00:13.65
Vitesse moyenne	44.6	58.7	56.8	55	53.5	51.8	52.7	56.3	55.5	56.8	60.5	61.4	52.9


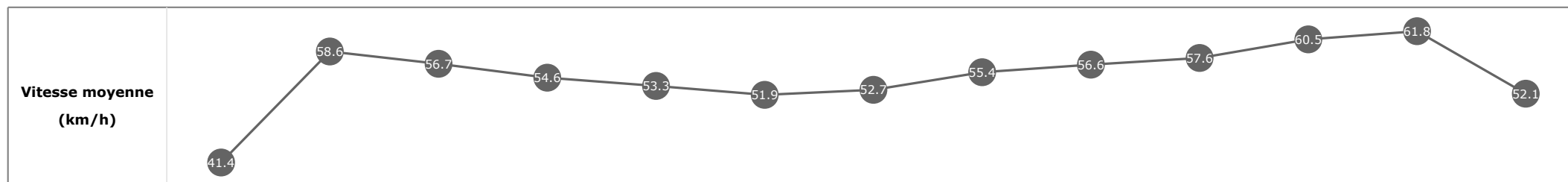


Statistiques Tracking
DEAUVILLE
C1 - PRIX DES GRENIERS A SEL - 2500m
mardi 25 août 2020 - 13:50

Cheval **MORE THAN THIS**
 Jockey V. CHEMINAUD
 Rang d'arrivée **14**
 Temps de parcours **02:44.84**
 Tronçon le plus rapide **00:11.67** (tronçon 400m - 200m)
 Vitesse maximale **63.14** (tronçon 400m - 200m)
 Vitesse moyenne **54.9**

Données de tracking

Tronçons de 200m	DEP 2400m	2400m 2200m	2200m 2000m	2000m 1800m	1800m 1600m	1600m 1400m	1400m 1200m	1200m 1000m	1000m 800m	800m 600m	600m 400m	400m 200m	200m ARR
Temps de parcours	00:10.10	00:22.44	00:35.09	00:48.27	01:01.77	01:15.66	01:29.35	01:42.34	01:54.99	02:07.47	02:19.36	02:31.04	02:44.84
Temps du tronçon	00:10.15	00:12.34	00:12.64	00:13.18	00:13.49	00:13.89	00:13.68	00:12.99	00:12.64	00:12.48	00:11.89	00:11.67	00:13.80
Vitesse moyenne	41.4	58.6	56.7	54.6	53.3	51.9	52.7	55.4	56.6	57.6	60.5	61.8	52.1

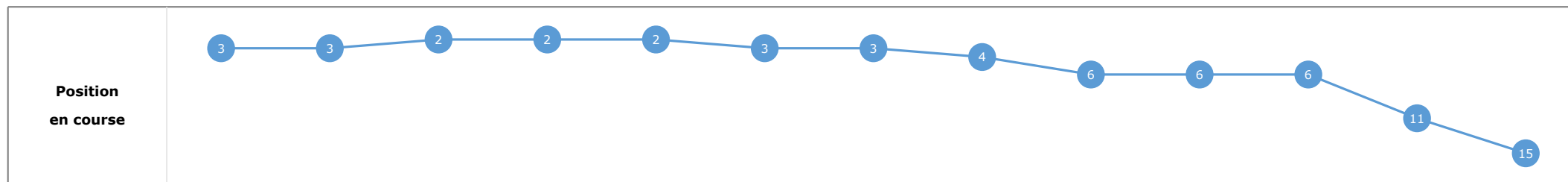
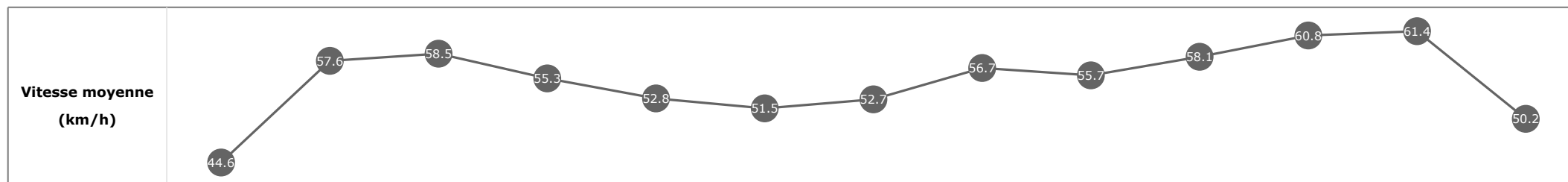


Statistiques Tracking
DEAUVILLE
C1 - PRIX DES GRENIERS A SEL - 2500m
mardi 25 août 2020 - 13:50

Cheval **MAKTAVA**
 Jockey **C. DEMURO**
 Rang d'arrivée **15**
 Temps de parcours **02:45.07**
 Tronçon le plus rapide **00:11.71** (tronçon 400m - 200m)
 Vitesse maximale **62.96** (tronçon 400m - 200m)
 Vitesse moyenne **55.1**

Données de tracking

Tronçons de 200m	DEP 2400m	2400m 2200m	2200m 2000m	2000m 1800m	1800m 1600m	1600m 1400m	1400m 1200m	1200m 1000m	1000m 800m	800m 600m	600m 400m	400m 200m	200m ARR
Temps de parcours	00:09.39	00:21.90	00:34.29	00:47.33	01:00.98	01:15.02	01:28.71	01:41.47	01:54.49	02:07.04	02:19.03	02:30.75	02:45.07
Temps du tronçon	00:09.45	00:12.50	00:12.38	00:13.04	00:13.64	00:14.03	00:13.68	00:12.76	00:13.01	00:12.55	00:11.99	00:11.71	00:14.31
Vitesse moyenne	44.6	57.6	58.5	55.3	52.8	51.5	52.7	56.7	55.7	58.1	60.8	61.4	50.2



Statistiques Tracking
DEAUVILLE
C1 - PRIX DES GRENIERS A SEL - 2500m
mardi 25 août 2020 - 13:50

Cheval **RANNAN**
Jockey S. RUIS
Rang d'arrivée **0**
Temps de parcours **00:00.00**
Tronçon le plus rapide
Vitesse maximale
Vitesse moyenne

Données de tracking

Tronçons de 200m	0m	0m	0m	0m	0m	0m	0m	0m	0m	0m	0m	0m	0m
	ARR	ARR	ARR	ARR	ARR	ARR	ARR	ARR	ARR	ARR	ARR	ARR	ARR
Temps de parcours													
Temps du tronçon													
Vitesse moyenne													

Vitesse moyenne (km/h)													
----------------------------------	--	--	--	--	--	--	--	--	--	--	--	--	--

Position en course													
------------------------------	--	--	--	--	--	--	--	--	--	--	--	--	--