

Statistiques Tracking
DEAUVILLE
C5 - PRIX DE LA COUR DU CHASSEUR - 2500m
samedi 29 août 2020 - 14:17

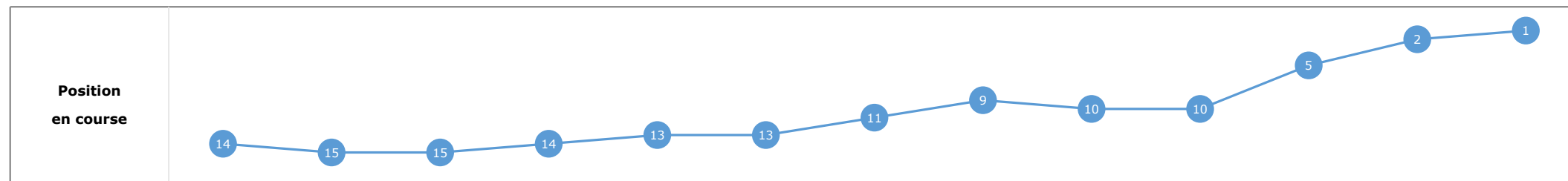
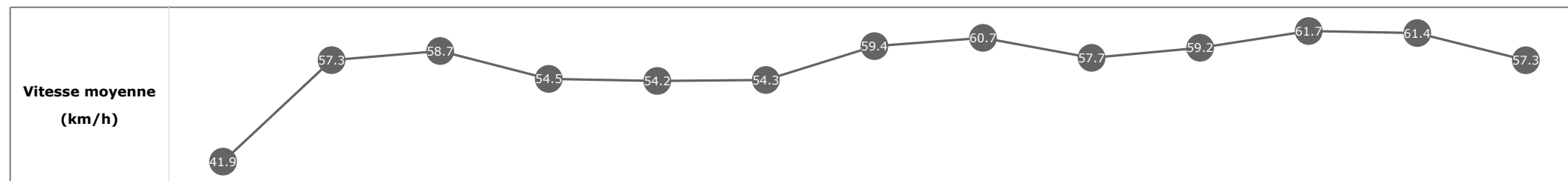
Partant (corde)	Cheval	Arrivée officielle	Tronçons de 200m		DEP - 1000m	1000m - 800m	800m - 600m	600m - 400m	400m - 200m	200m - ARR	Temps officiel	Derniers 600m	Parcoure vs. 1er
			Temps passage en tête	Durée du tronçon	01:38.20	01:50.59	02:03.01	02:15.13	02:27.27	02:39.99			
			Vitesse Max	200m les plus rapides	T1	T2	T3	T4	T5	T6			
14 (13)	LADY MAG PC. BOUDOT	1	64.73 T4	00:11.76 T5	01:38.91 9 01:38.91	01:51.41 10 00:12.50	02:03.69 10 00:12.27	02:15.69 5 00:12.00	02:27.45 2 00:11.76	02:39.99 00:12.53	2'39"99	00:36.30	
16 (6)	AVIATRICE M. VIDOTTO	2	63.36 T1	00:12.00 T1	01:38.35 2 01:38.35	01:50.70 2 00:12.35	02:03.04 2 00:12.34	02:15.13 1 00:12.08	02:27.27 1 00:12.14	02:40.03 00:12.76	2'40"11	00:36.98	-0.46
8 (8)	LE REVEUR FOU C. SOUMILLON	3	64.66 T1	00:11.73 T5	01:39.23 12 01:39.23	01:51.60 13 00:12.36	02:03.88 13 00:12.28	02:15.92 10 00:12.03	02:27.66 5 00:11.73	02:40.17 00:12.51	2'40"15	00:36.28	-0.75
9 (3)	VIGO T. BACHELOT	4	63.04 T2	00:11.79 T5	01:39.42 14 01:39.42	01:51.59 12 00:12.17	02:03.85 12 00:12.26	02:16.09 11 00:12.23	02:27.88 7 00:11.79	02:40.09 00:12.20	2'40"17	00:36.23	-10.07
10 (5)	LILOU J. CABRE	5	64.01 T5	00:11.72 T5	01:39.57 15 01:39.57	01:51.91 15 00:12.33	02:04.07 15 00:12.15	02:16.17 13 00:12.10	02:27.90 9 00:11.72	02:40.37 00:12.47	2'40"41	00:36.30	-7.29
1 (9)	KUNDRIE M. BARZALONA	6	63.11 T5	00:11.80 T5	01:39.09 11 01:39.09	01:51.43 11 00:12.34	02:03.69 11 00:12.25	02:15.73 7 00:12.03	02:27.54 3 00:11.80	02:40.38 00:12.84	2'40"45	00:36.68	-5.63
4 (10)	LIBERTE ABSOLUE A. POUCHIN	7	63.22 T1	00:12.05 T1	01:38.82 8 01:38.82	01:51.22 8 00:12.40	02:03.47 7 00:12.24	02:15.72 6 00:12.24	02:27.89 8 00:12.17	02:40.37 00:12.47	2'40"47	00:36.89	-5.99
7 (14)	MARLENGO E. HARDOUIN	8	63.11 T3	00:12.03 T1	01:38.55 5 01:38.55	01:50.94 4 00:12.38	02:03.14 4 00:12.19	02:15.57 3 00:12.42	02:27.62 4 00:12.04	02:40.42 00:12.80	2'40"47	00:37.28	-1.98
6 (2)	ZINOUI C. GUITRAUD	9	62.82 T1	00:12.14 T1	01:39.01 10 01:39.01	01:51.28 9 00:12.27	02:03.65 9 00:12.36	02:15.83 9 00:12.18	02:28.04 10 00:12.20	02:41.00 00:12.96	2'40"91	00:37.35	-11.17
2 (4)	DUBROVSKHY I. MENDIZABAL	10	62.75 T1	00:12.00 T1	01:38.48 4 01:38.48	01:50.82 3 00:12.34	02:03.13 3 00:12.30	02:15.42 2 00:12.29	02:27.70 6 00:12.28	02:40.83 00:13.13	2'41"14	00:37.70	-10.38
13 (7)	GREEN CITY C. DEMURO	11	63.22 T5	00:12.03 T1	01:39.73 16 01:39.73	01:52.12 16 00:12.39	02:04.49 16 00:12.37	02:16.64 16 00:12.14	02:29.01 13 00:12.37	02:42.77 00:13.75	2'42"99	00:38.28	-5.70
15 (15)	FLAT WHITE C. PACAUT	12	64.15 T1	00:11.80 T1	01:38.20 1 01:38.20	01:50.59 1 00:12.39	02:03.01 1 00:12.42	02:15.68 4 00:12.66	02:28.81 11 00:13.13	02:43.38 00:14.56	2'43"48	00:40.36	-10.57
5 (1)	THURSTAN M. BERTO	13	64.48 T4	00:12.08 T1	01:38.74 7 01:38.74	01:51.06 6 00:12.32	02:03.43 6 00:12.37	02:15.83 8 00:12.39	02:28.94 12 00:13.10	02:43.86 00:14.91	2'43"92	00:40.42	-8.97
3 (12)	MOREMI A. LEMAITRE	14	63.97 T4	00:12.11 T1	01:39.27 13 01:39.27	01:51.75 14 00:12.48	02:04.05 14 00:12.29	02:16.60 15 00:12.54	02:29.19 14 00:12.59	02:44.54 00:15.34	2'44"60	00:40.49	-4.83
12 (11)	AMAN F. VERON	15	62.96 T4	00:12.11 T1	01:38.44 3 01:38.44	01:50.95 5 00:12.50	02:03.28 5 00:12.33	02:16.14 12 00:12.85	02:29.20 15 00:13.06	02:44.93 00:15.73	2'45"12	00:41.65	3.09
11 (16)	PALE PERFECT S. PASQUIER	16	62.35 T1	00:11.99 T1	01:38.70 6 01:38.70	01:51.18 7 00:12.48	02:03.54 8 00:12.35	02:16.30 14 00:12.75	02:29.53 16 00:13.23	02:45.43 00:15.89	2'45"45	00:41.88	1.38

Statistiques Tracking
DEAUVILLE
C5 - PRIX DE LA COUR DU CHASSEUR - 2500m
samedi 29 août 2020 - 14:17

Cheval **LADY MAG**
 Jockey **PC. BOUDOT**
 Rang d'arrivée **1**
 Temps de parcours **02:39.99**
 Tronçon le plus rapide **00:11.76** (tronçon 400m - 200m)
 Vitesse maximale **64.73** (tronçon 600m - 400m)
 Vitesse moyenne **56.9**

Données de tracking

Tronçons de 200m	DEP 2400m	2400m 2200m	2200m 2000m	2000m 1800m	1800m 1600m	1600m 1400m	1400m 1200m	1200m 1000m	1000m 800m	800m 600m	600m 400m	400m 200m	200m ARR
Temps de parcours	00:10.04	00:22.58	00:34.95	00:48.20	01:01.57	01:14.87	01:27.02	01:38.91	01:51.41	02:03.69	02:15.69	02:27.45	02:39.99
Temps du tronçon	00:10.09	00:12.53	00:12.36	00:13.24	00:13.37	00:13.29	00:12.15	00:11.88	00:12.50	00:12.27	00:12.00	00:11.76	00:12.53
Vitesse moyenne	41.9	57.3	58.7	54.5	54.2	54.3	59.4	60.7	57.7	59.2	61.7	61.4	57.3


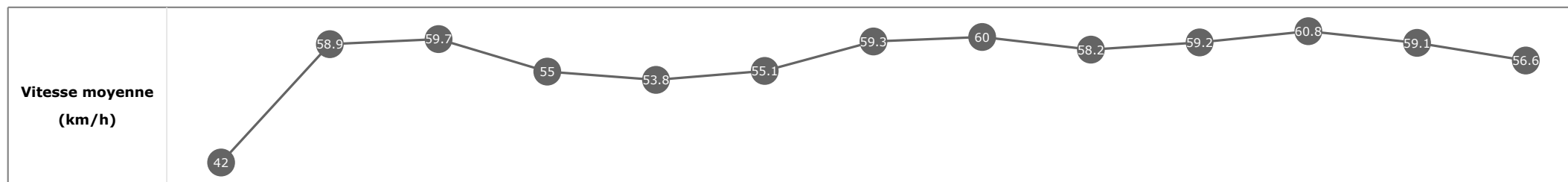


Statistiques Tracking
DEAUVILLE
C5 - PRIX DE LA COUR DU CHASSEUR - 2500m
samedi 29 août 2020 - 14:17

Cheval **AVIATRICE**
 Jockey **M. VIDOTTO**
 Rang d'arrivée **2**
 Temps de parcours **02:40.03**
 Tronçon le plus rapide **00:12.00** (tronçon 1200m - 1000m)
 Vitesse maximale **63.36** (tronçon 2200m - 2000m)
 Vitesse moyenne **56.9**

Données de tracking

Tronçons de 200m	DEP 2400m	2400m 2200m	2200m 2000m	2000m 1800m	1800m 1600m	1600m 1400m	1400m 1200m	1200m 1000m	1000m 800m	800m 600m	600m 400m	400m 200m	200m ARR
Temps de parcours	00:09.98	00:22.19	00:34.41	00:47.56	01:01.06	01:14.23	01:26.34	01:38.35	01:50.70	02:03.04	02:15.13	02:27.27	02:40.03
Temps du tronçon	00:10.03	00:12.21	00:12.22	00:13.14	00:13.49	00:13.17	00:12.11	00:12.00	00:12.35	00:12.34	00:12.08	00:12.14	00:12.76
Vitesse moyenne	42	58.9	59.7	55	53.8	55.1	59.3	60	58.2	59.2	60.8	59.1	56.6

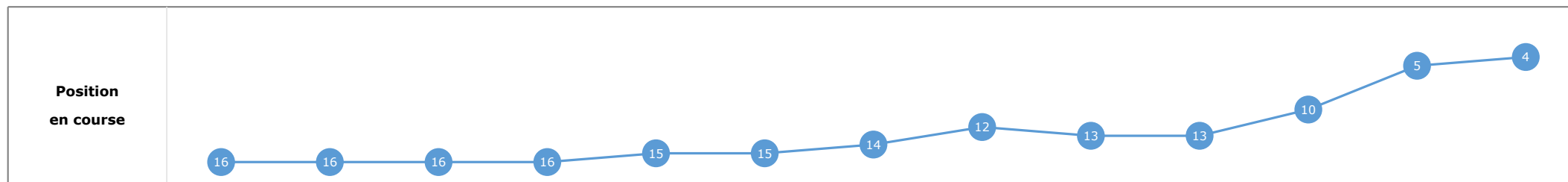
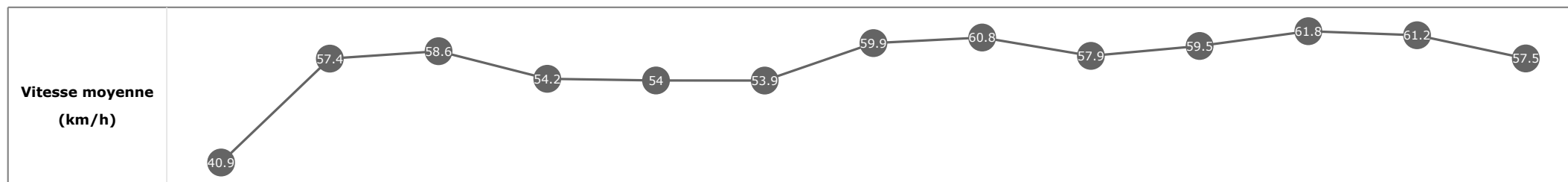


Statistiques Tracking
DEAUVILLE
C5 - PRIX DE LA COUR DU CHASSEUR - 2500m
samedi 29 août 2020 - 14:17

Cheval **LE REVEUR FOU**
 Jockey **C. SOUMILLON**
 Rang d'arrivée **3**
 Temps de parcours **02:40.17**
 Tronçon le plus rapide **00:11.73** (tronçon 400m - 200m)
 Vitesse maximale **64.66** (tronçon 1400m - 1200m)
 Vitesse moyenne **56.9**

Données de tracking

Tronçons de 200m	DEP 2400m	2400m 2200m	2200m 2000m	2000m 1800m	1800m 1600m	1600m 1400m	1400m 1200m	1200m 1000m	1000m 800m	800m 600m	600m 400m	400m 200m	200m ARR
Temps de parcours	00:10.27	00:22.84	00:35.22	00:48.57	01:01.96	01:15.35	01:27.36	01:39.23	01:51.60	02:03.88	02:15.92	02:27.66	02:40.17
Temps du tronçon	00:10.32	00:12.57	00:12.38	00:13.34	00:13.39	00:13.38	00:12.01	00:11.86	00:12.36	00:12.28	00:12.03	00:11.73	00:12.51
Vitesse moyenne	40.9	57.4	58.6	54.2	54	53.9	59.9	60.8	57.9	59.5	61.8	61.2	57.5


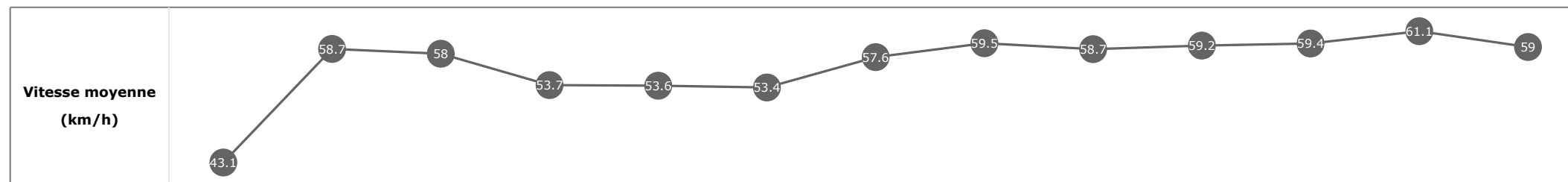


Statistiques Tracking
DEAUVILLE
C5 - PRIX DE LA COUR DU CHASSEUR - 2500m
samedi 29 août 2020 - 14:17

Cheval **VIGO**
 Jockey T. BACHELOT
 Rang d'arrivée **4**
 Temps de parcours **02:40.09**
 Tronçon le plus rapide **00:11.79** (tronçon 400m - 200m)
 Vitesse maximale **63.04** (tronçon 1000m - 800m)
 Vitesse moyenne **56.7**

Données de tracking

Tronçons de 200m	DEP 2400m	2400m 2200m	2200m 2000m	2000m 1800m	1800m 1600m	1600m 1400m	1400m 1200m	1200m 1000m	1000m 800m	800m 600m	600m 400m	400m 200m	200m ARR
Temps de parcours	00:09.70	00:21.99	00:34.41	00:47.80	01:01.31	01:14.76	01:27.27	01:39.42	01:51.59	02:03.85	02:16.09	02:27.88	02:40.09
Temps du tronçon	00:09.75	00:12.28	00:12.42	00:13.39	00:13.50	00:13.44	00:12.50	00:12.15	00:12.17	00:12.26	00:12.23	00:11.79	00:12.20
Vitesse moyenne	43.1	58.7	58	53.7	53.6	53.4	57.6	59.5	58.7	59.2	59.4	61.1	59

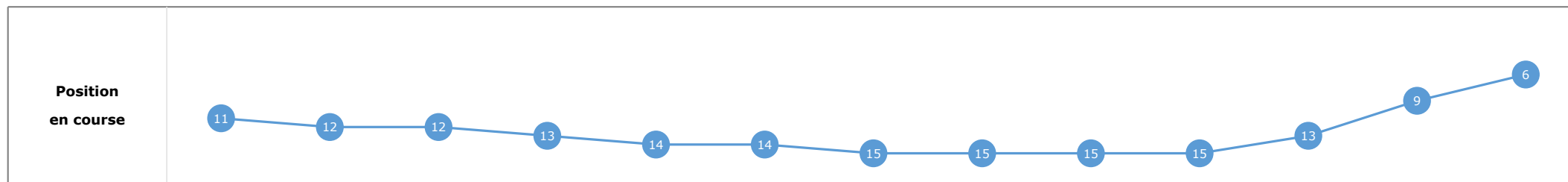
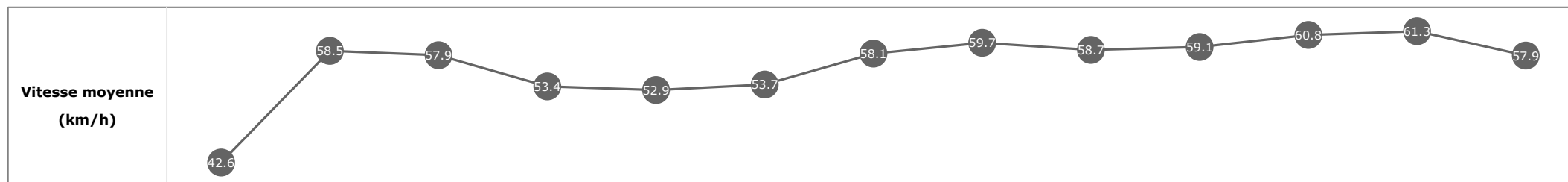


Statistiques Tracking
DEAUVILLE
C5 - PRIX DE LA COUR DU CHASSEUR - 2500m
samedi 29 août 2020 - 14:17

Cheval **LILOU**
 Jockey **J. CABRE**
 Rang d'arrivée **5**
 Temps de parcours **02:40.37**
 Tronçon le plus rapide **00:11.72** (tronçon 400m - 200m)
 Vitesse maximale **64.01** (tronçon 400m - 200m)
 Vitesse moyenne **56.6**

Données de tracking

Tronçons de 200m	DEP 2400m	2400m 2200m	2200m 2000m	2000m 1800m	1800m 1600m	1600m 1400m	1400m 1200m	1200m 1000m	1000m 800m	800m 600m	600m 400m	400m 200m	200m ARR
Temps de parcours	00:09.86	00:22.22	00:34.66	00:48.14	01:01.74	01:15.14	01:27.54	01:39.57	01:51.91	02:04.07	02:16.17	02:27.90	02:40.37
Temps du tronçon	00:09.91	00:12.35	00:12.44	00:13.47	00:13.60	00:13.40	00:12.40	00:12.03	00:12.33	00:12.15	00:12.10	00:11.72	00:12.47
Vitesse moyenne	42.6	58.5	57.9	53.4	52.9	53.7	58.1	59.7	58.7	59.1	60.8	61.3	57.9

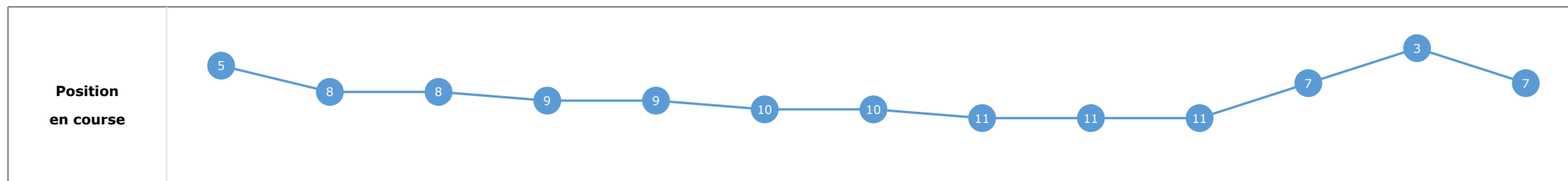
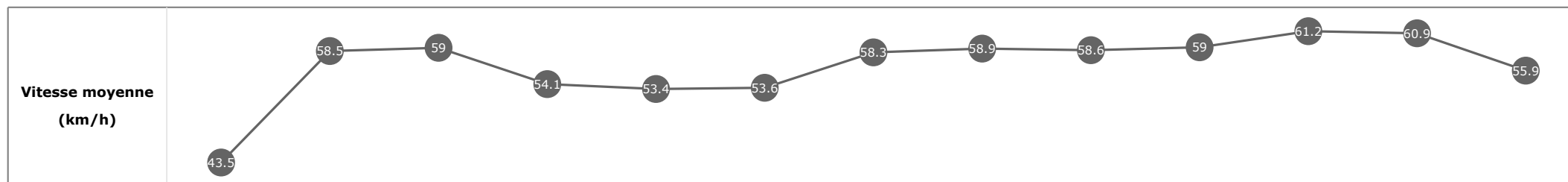


Statistiques Tracking
DEAUVILLE
C5 - PRIX DE LA COUR DU CHASSEUR - 2500m
samedi 29 août 2020 - 14:17

Cheval **KUNDRIE**
 Jockey **M. BARZALONA**
 Rang d'arrivée **6**
 Temps de parcours **02:40.38**
 Tronçon le plus rapide **00:11.80** (tronçon 400m - 200m)
 Vitesse maximale **63.11** (tronçon 400m - 200m)
 Vitesse moyenne **56.7**

Données de tracking

Tronçons de 200m	DEP 2400m	2400m 2200m	2200m 2000m	2000m 1800m	1800m 1600m	1600m 1400m	1400m 1200m	1200m 1000m	1000m 800m	800m 600m	600m 400m	400m 200m	200m ARR
Temps de parcours	00:09.66	00:21.96	00:34.25	00:47.58	01:01.13	01:14.54	01:26.92	01:39.09	01:51.43	02:03.69	02:15.73	02:27.54	02:40.38
Temps du tronçon	00:09.71	00:12.30	00:12.28	00:13.32	00:13.55	00:13.41	00:12.37	00:12.16	00:12.34	00:12.25	00:12.03	00:11.80	00:12.84
Vitesse moyenne	43.5	58.5	59	54.1	53.4	53.6	58.3	58.9	58.6	59	61.2	60.9	55.9

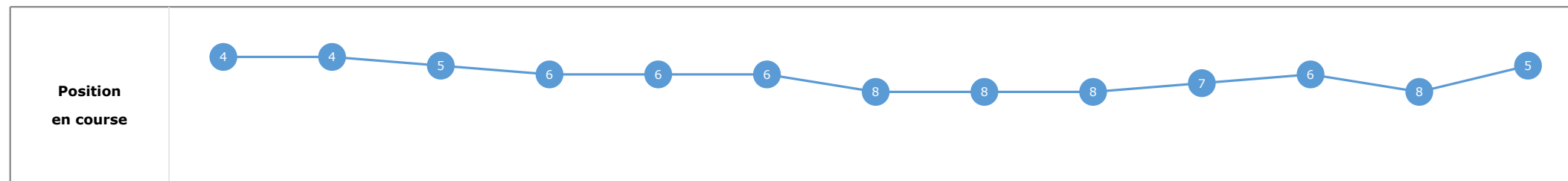
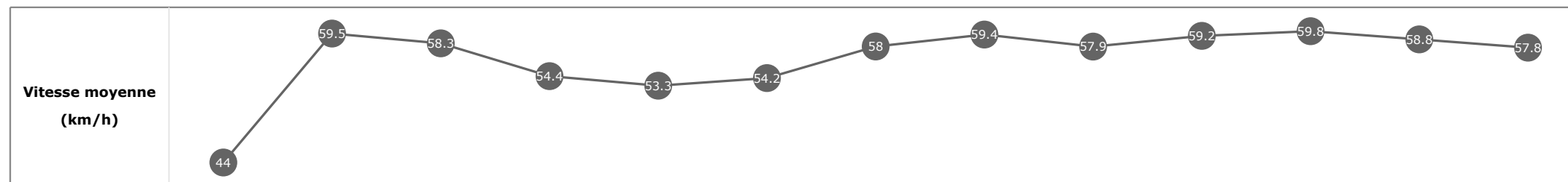


Statistiques Tracking DEAUVILLE C5 - PRIX DE LA COUR DU CHASSEUR - 2500m samedi 29 août 2020 - 14:17

Cheval **LIBERTE ABSOLUE**
 Jockey A. POUCHIN
 Rang d'arrivée **7**
 Temps de parcours **02:40.37**
 Tronçon le plus rapide **00:12.05** (tronçon 2400m - 2200m)
 Vitesse maximale **63.22** (tronçon 1200m - 1000m)
 Vitesse moyenne **56.7**

Données de tracking

Tronçons de 200m	DEP 2400m	2400m 2200m	2200m 2000m	2000m 1800m	1800m 1600m	1600m 1400m	1400m 1200m	1200m 1000m	1000m 800m	800m 600m	600m 400m	400m 200m	200m ARR
Temps de parcours	00:09.61	00:21.66	00:34.06	00:47.35	01:00.88	01:14.25	01:26.71	01:38.82	01:51.22	02:03.47	02:15.72	02:27.89	02:40.37
Temps du tronçon	00:09.66	00:12.05	00:12.39	00:13.29	00:13.53	00:13.36	00:12.46	00:12.10	00:12.40	00:12.24	00:12.24	00:12.17	00:12.47
Vitesse moyenne	44	59.5	58.3	54.4	53.3	54.2	58	59.4	57.9	59.2	59.8	58.8	57.8

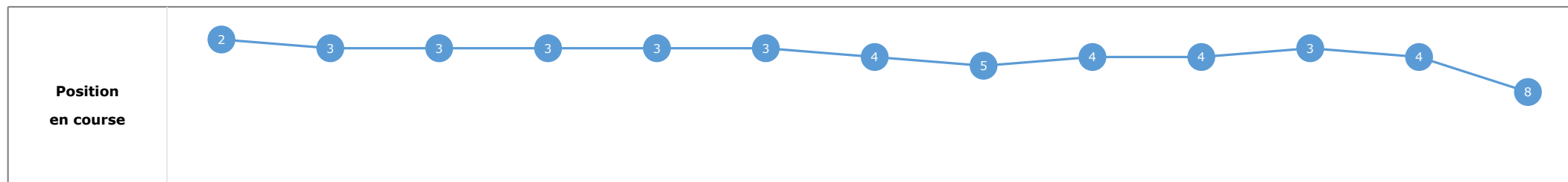
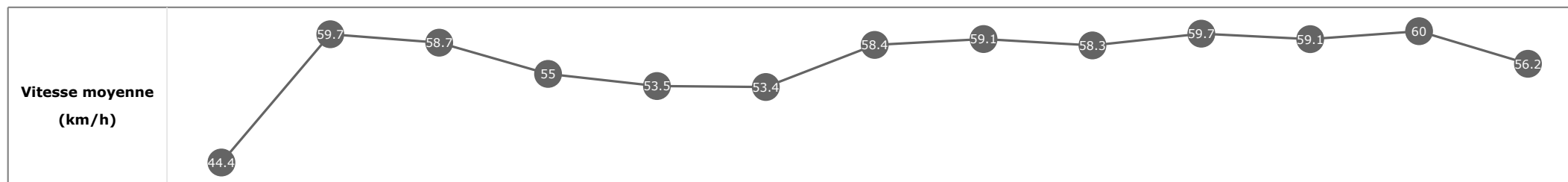


Statistiques Tracking DEAUVILLE C5 - PRIX DE LA COUR DU CHASSEUR - 2500m samedi 29 août 2020 - 14:17

Cheval **MARLENGO**
 Jockey **E. HARDOUIN**
 Rang d'arrivée **8**
 Temps de parcours **02:40.42**
 Tronçon le plus rapide **00:12.03** (tronçon 2400m - 2200m)
 Vitesse maximale **63.11** (tronçon 800m - 600m)
 Vitesse moyenne **56.7**

Données de tracking

Tronçons de 200m	DEP 2400m	2400m 2200m	2200m 2000m	2000m 1800m	1800m 1600m	1600m 1400m	1400m 1200m	1200m 1000m	1000m 800m	800m 600m	600m 400m	400m 200m	200m ARR
Temps de parcours	00:09.52	00:21.55	00:33.92	00:47.11	01:00.55	01:14.00	01:26.41	01:38.55	01:50.94	02:03.14	02:15.57	02:27.62	02:40.42
Temps du tronçon	00:09.57	00:12.03	00:12.37	00:13.18	00:13.43	00:13.45	00:12.41	00:12.14	00:12.38	00:12.19	00:12.42	00:12.04	00:12.80
Vitesse moyenne	44.4	59.7	58.7	55	53.5	53.4	58.4	59.1	58.3	59.7	59.1	60	56.2


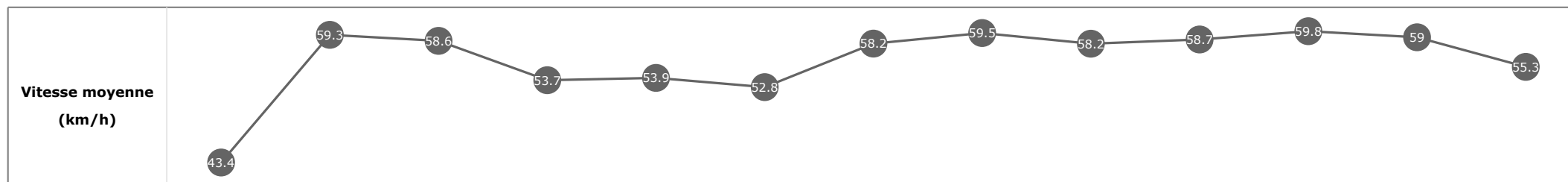


Statistiques Tracking
DEAUVILLE
C5 - PRIX DE LA COUR DU CHASSEUR - 2500m
samedi 29 août 2020 - 14:17

Cheval **ZINOUYI**
 Jockey **C. GUITRAUD**
 Rang d'arrivée **9**
 Temps de parcours **02:41.00**
 Tronçon le plus rapide **00:12.14** (tronçon 1200m - 1000m)
 Vitesse maximale **62.82** (tronçon 2200m - 2000m)
 Vitesse moyenne **56.3**

Données de tracking

Tronçons de 200m	DEP 2400m	2400m 2200m	2200m 2000m	2000m 1800m	1800m 1600m	1600m 1400m	1400m 1200m	1200m 1000m	1000m 800m	800m 600m	600m 400m	400m 200m	200m ARR
Temps de parcours	00:09.67	00:21.84	00:34.21	00:47.50	01:00.92	01:14.48	01:26.86	01:39.01	01:51.28	02:03.65	02:15.83	02:28.04	02:41.00
Temps du tronçon	00:09.72	00:12.17	00:12.36	00:13.29	00:13.41	00:13.56	00:12.38	00:12.14	00:12.27	00:12.36	00:12.18	00:12.20	00:12.96
Vitesse moyenne	43.4	59.3	58.6	53.7	53.9	52.8	58.2	59.5	58.2	58.7	59.8	59	55.3

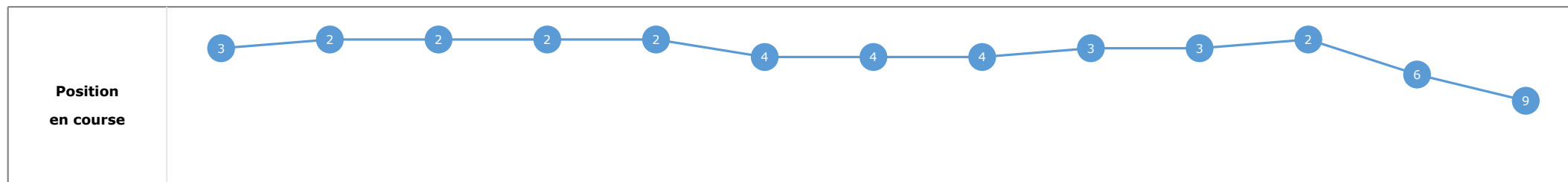
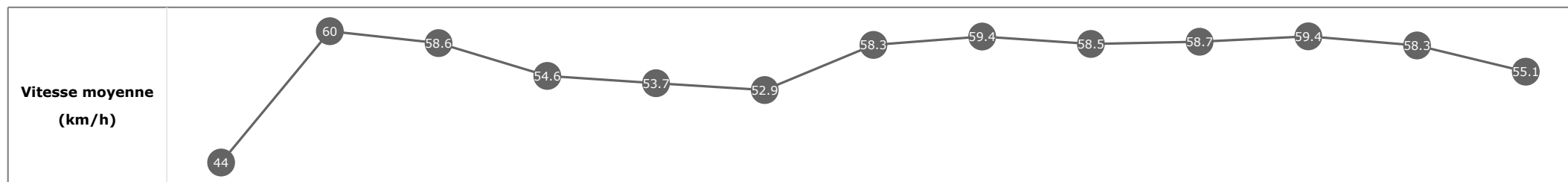


Statistiques Tracking
DEAUVILLE
C5 - PRIX DE LA COUR DU CHASSEUR - 2500m
samedi 29 août 2020 - 14:17

Cheval **DUBROVSKHY**
 Jockey **I. MENDIZABAL**
 Rang d'arrivée **10**
 Temps de parcours **02:40.83**
 Tronçon le plus rapide **00:12.00** (tronçon 2400m - 2200m)
 Vitesse maximale **62.75** (tronçon 1200m - 1000m)
 Vitesse moyenne **56.4**

Données de tracking

Tronçons de 200m	DEP 2400m	2400m 2200m	2200m 2000m	2000m 1800m	1800m 1600m	1600m 1400m	1400m 1200m	1200m 1000m	1000m 800m	800m 600m	600m 400m	400m 200m	200m ARR
Temps de parcours	00:09.55	00:21.55	00:33.86	00:46.99	01:00.39	01:14.04	01:26.42	01:38.48	01:50.82	02:03.13	02:15.42	02:27.70	02:40.83
Temps du tronçon	00:09.60	00:12.00	00:12.31	00:13.12	00:13.40	00:13.65	00:12.37	00:12.06	00:12.34	00:12.30	00:12.29	00:12.28	00:13.13
Vitesse moyenne	44	60	58.6	54.6	53.7	52.9	58.3	59.4	58.5	58.7	59.4	58.3	55.1


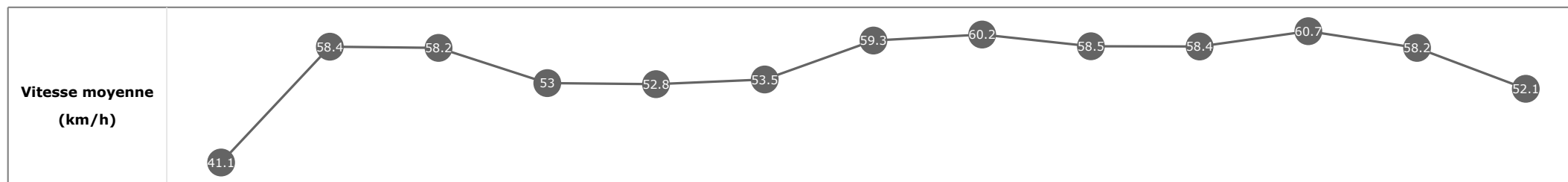


Statistiques Tracking
DEAUVILLE
C5 - PRIX DE LA COUR DU CHASSEUR - 2500m
samedi 29 août 2020 - 14:17

Cheval **GREEN CITY**
 Jockey **C. DEMURO**
 Rang d'arrivée **11**
 Temps de parcours **02:42.77**
 Tronçon le plus rapide **00:12.03** (tronçon 1200m - 1000m)
 Vitesse maximale **63.22** (tronçon 400m - 200m)
 Vitesse moyenne **55.8**

Données de tracking

Tronçons de 200m	DEP 2400m	2400m 2200m	2200m 2000m	2000m 1800m	1800m 1600m	1600m 1400m	1400m 1200m	1200m 1000m	1000m 800m	800m 600m	600m 400m	400m 200m	200m ARR
Temps de parcours	00:10.18	00:22.55	00:34.94	00:48.51	01:02.08	01:15.57	01:27.69	01:39.73	01:52.12	02:04.49	02:16.64	02:29.01	02:42.77
Temps du tronçon	00:10.24	00:12.36	00:12.38	00:13.57	00:13.56	00:13.48	00:12.12	00:12.03	00:12.39	00:12.37	00:12.14	00:12.37	00:13.75
Vitesse moyenne	41.1	58.4	58.2	53	52.8	53.5	59.3	60.2	58.5	58.4	60.7	58.2	52.1

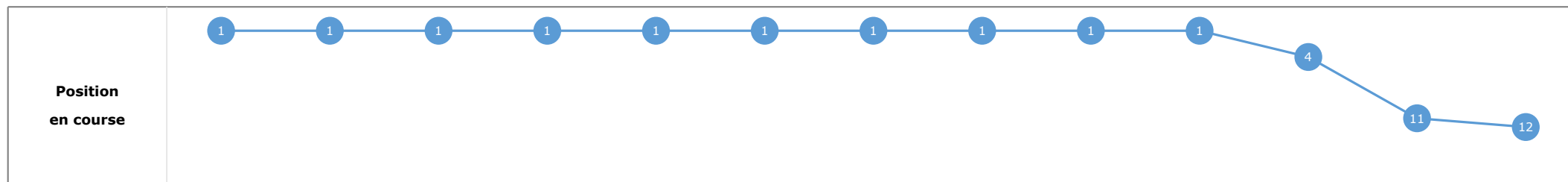
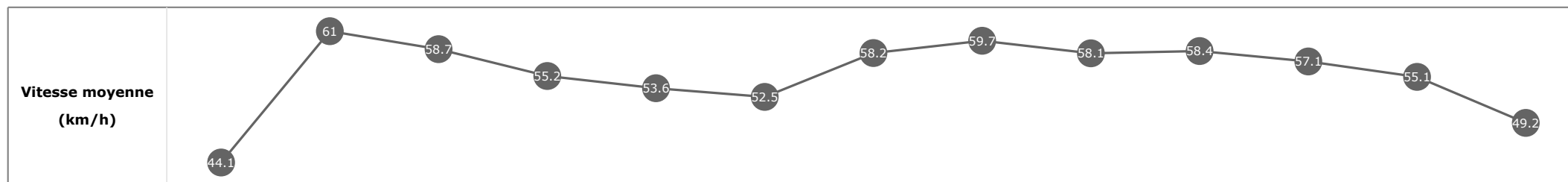


Statistiques Tracking DEAUVILLE C5 - PRIX DE LA COUR DU CHASSEUR - 2500m samedi 29 août 2020 - 14:17

Cheval **FLAT WHITE**
 Jockey **C. PACAUT**
 Rang d'arrivée **12**
 Temps de parcours **02:43.38**
 Tronçon le plus rapide **00:11.80** (tronçon 2400m - 2200m)
 Vitesse maximale **64.15** (tronçon 2400m - 2200m)
 Vitesse moyenne **55.5**

Données de tracking

Tronçons de 200m	DEP 2400m	2400m 2200m	2200m 2000m	2000m 1800m	1800m 1600m	1600m 1400m	1400m 1200m	1200m 1000m	1000m 800m	800m 600m	600m 400m	400m 200m	200m ARR
Temps de parcours	00:09.49	00:21.30	00:33.65	00:46.71	01:00.12	01:13.78	01:26.17	01:38.20	01:50.59	02:03.01	02:15.68	02:28.81	02:43.38
Temps du tronçon	00:09.54	00:11.80	00:12.35	00:13.06	00:13.41	00:13.65	00:12.39	00:12.02	00:12.39	00:12.42	00:12.66	00:13.13	00:14.56
Vitesse moyenne	44.1	61	58.7	55.2	53.6	52.5	58.2	59.7	58.1	58.4	57.1	55.1	49.2

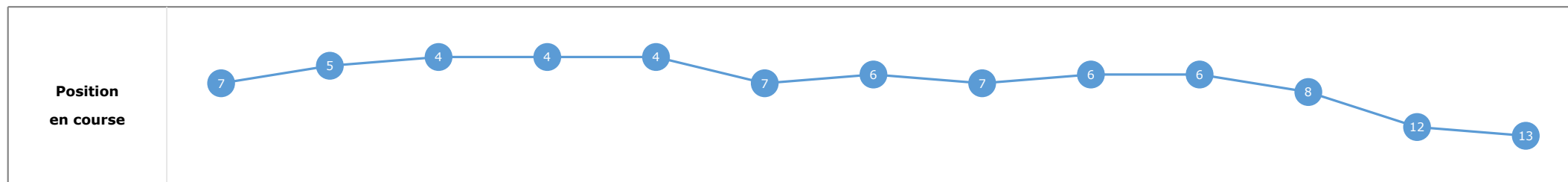
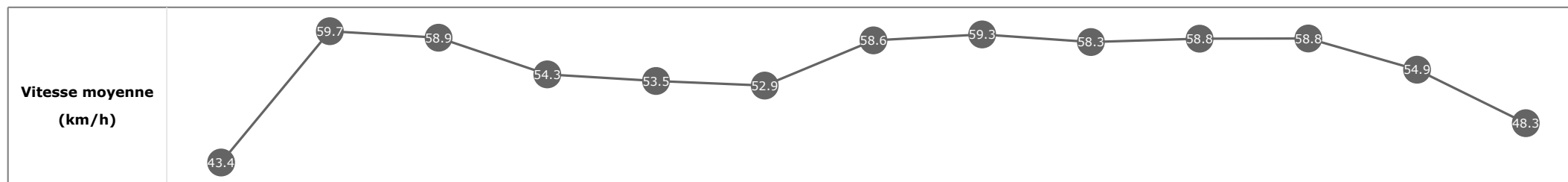


Statistiques Tracking
DEAUVILLE
C5 - PRIX DE LA COUR DU CHASSEUR - 2500m
samedi 29 août 2020 - 14:17

Cheval **THURSTAN**
 Jockey **M. BERTO**
 Rang d'arrivée **13**
 Temps de parcours **02:43.86**
 Tronçon le plus rapide **00:12.08** (tronçon 2400m - 2200m)
 Vitesse maximale **64.48** (tronçon 600m - 400m)
 Vitesse moyenne **55.4**

Données de tracking

Tronçons de 200m	DEP 2400m	2400m 2200m	2200m 2000m	2000m 1800m	1800m 1600m	1600m 1400m	1400m 1200m	1200m 1000m	1000m 800m	800m 600m	600m 400m	400m 200m	200m ARR
Temps de parcours	00:09.67	00:21.75	00:34.01	00:47.24	01:00.72	01:14.26	01:26.57	01:38.74	01:51.06	02:03.43	02:15.83	02:28.94	02:43.86
Temps du tronçon	00:09.72	00:12.08	00:12.25	00:13.22	00:13.47	00:13.54	00:12.30	00:12.17	00:12.32	00:12.37	00:12.39	00:13.10	00:14.91
Vitesse moyenne	43.4	59.7	58.9	54.3	53.5	52.9	58.6	59.3	58.3	58.8	58.8	54.9	48.3

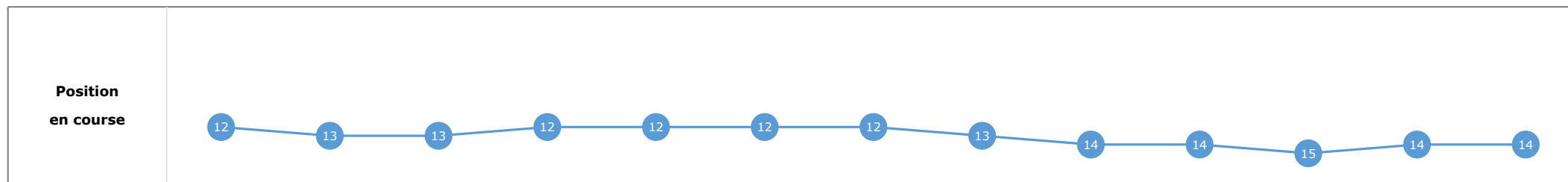
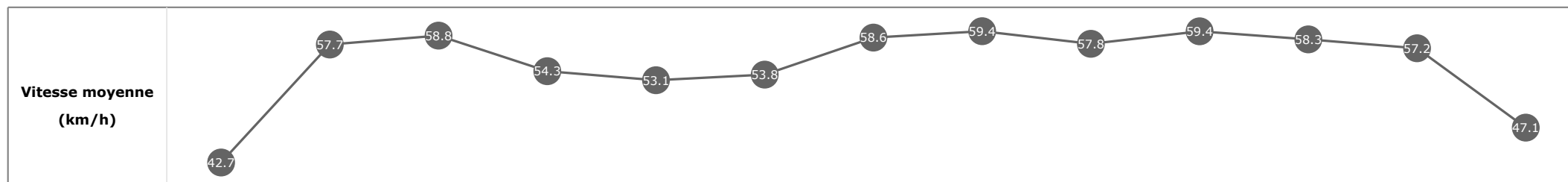


Statistiques Tracking
DEAUVILLE
C5 - PRIX DE LA COUR DU CHASSEUR - 2500m
samedi 29 août 2020 - 14:17

Cheval **MOREMI**
 Jockey **A. LEMAITRE**
 Rang d'arrivée **14**
 Temps de parcours **02:44.54**
 Tronçon le plus rapide **00:12.11** (tronçon 1200m - 1000m)
 Vitesse maximale **63.97** (tronçon 600m - 400m)
 Vitesse moyenne **55.3**

Données de tracking

Tronçons de 200m	DEP 2400m	2400m 2200m	2200m 2000m	2000m 1800m	1800m 1600m	1600m 1400m	1400m 1200m	1200m 1000m	1000m 800m	800m 600m	600m 400m	400m 200m	200m ARR
Temps de parcours	00:09.91	00:22.41	00:34.67	00:47.97	01:01.47	01:14.85	01:27.15	01:39.27	01:51.75	02:04.05	02:16.60	02:29.19	02:44.54
Temps du tronçon	00:09.96	00:12.49	00:12.26	00:13.30	00:13.50	00:13.37	00:12.30	00:12.11	00:12.48	00:12.29	00:12.54	00:12.59	00:15.34
Vitesse moyenne	42.7	57.7	58.8	54.3	53.1	53.8	58.6	59.4	57.8	59.4	58.3	57.2	47.1

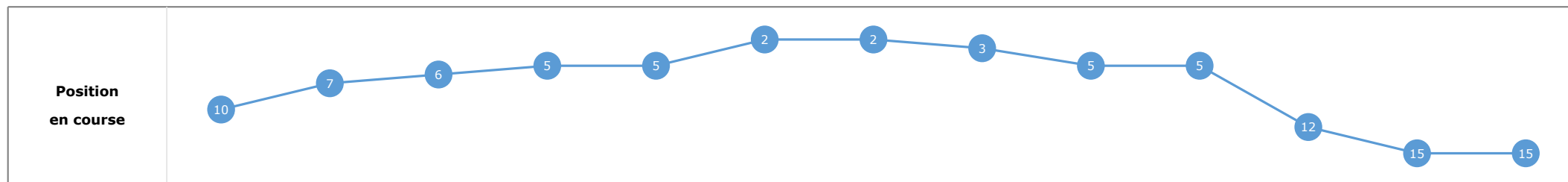
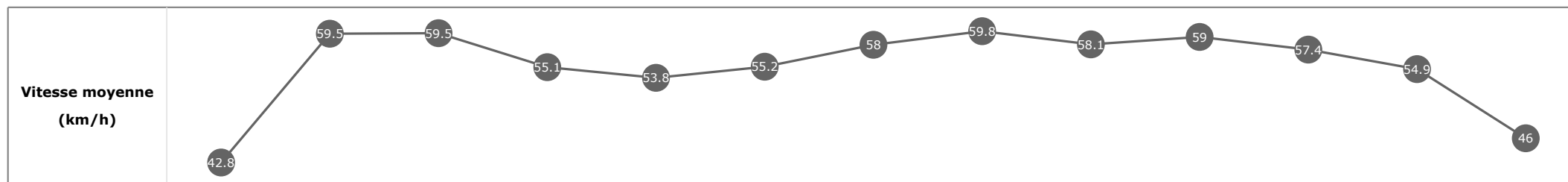


Statistiques Tracking
DEAUVILLE
C5 - PRIX DE LA COUR DU CHASSEUR - 2500m
samedi 29 août 2020 - 14:17

Cheval **AMAN**
 Jockey **F. VERON**
 Rang d'arrivée **15**
 Temps de parcours **02:44.93**
 Tronçon le plus rapide **00:12.11** (tronçon 2400m - 2200m)
 Vitesse maximale **62.96** (tronçon 600m - 400m)
 Vitesse moyenne **55.3**

Données de tracking

Tronçons de 200m	DEP 2400m	2400m 2200m	2200m 2000m	2000m 1800m	1800m 1600m	1600m 1400m	1400m 1200m	1200m 1000m	1000m 800m	800m 600m	600m 400m	400m 200m	200m ARR
Temps de parcours	00:09.84	00:21.95	00:34.09	00:47.28	01:00.78	01:13.95	01:26.30	01:38.44	01:50.95	02:03.28	02:16.14	02:29.20	02:44.93
Temps du tronçon	00:09.89	00:12.11	00:12.14	00:13.18	00:13.50	00:13.16	00:12.35	00:12.13	00:12.50	00:12.33	00:12.85	00:13.06	00:15.73
Vitesse moyenne	42.8	59.5	59.5	55.1	53.8	55.2	58	59.8	58.1	59	57.4	54.9	46



Statistiques Tracking
DEAUVILLE
C5 - PRIX DE LA COUR DU CHASSEUR - 2500m
samedi 29 août 2020 - 14:17

Cheval **PALE PERFECT**
 Jockey **S. PASQUIER**
 Rang d'arrivée **16**
 Temps de parcours **02:45.43**
 Tronçon le plus rapide **00:11.99** (tronçon 1200m - 1000m)
 Vitesse maximale **62.35** (tronçon 1200m - 1000m)
 Vitesse moyenne **55.1**

Données de tracking

Tronçons de 200m	DEP 2400m	2400m 2200m	2200m 2000m	2000m 1800m	1800m 1600m	1600m 1400m	1400m 1200m	1200m 1000m	1000m 800m	800m 600m	600m 400m	400m 200m	200m ARR
Temps de parcours	00:09.72	00:22.09	00:34.57	00:47.80	01:01.29	01:14.53	01:26.70	01:38.70	01:51.18	02:03.54	02:16.30	02:29.53	02:45.43
Temps du tronçon	00:09.77	00:12.37	00:12.48	00:13.23	00:13.48	00:13.24	00:12.17	00:11.99	00:12.48	00:12.35	00:12.75	00:13.23	00:15.89
Vitesse moyenne	43.5	57.9	58.3	54.7	53.6	54.8	58.8	60.1	58.1	59.5	57.4	54.7	45.3

