

**Statistiques Tracking**  
**DEAUVILLE**  
**C7 - PRIX DE GLANVILLE - 1900m**  
**samedi 29 août 2020 - 15:34**

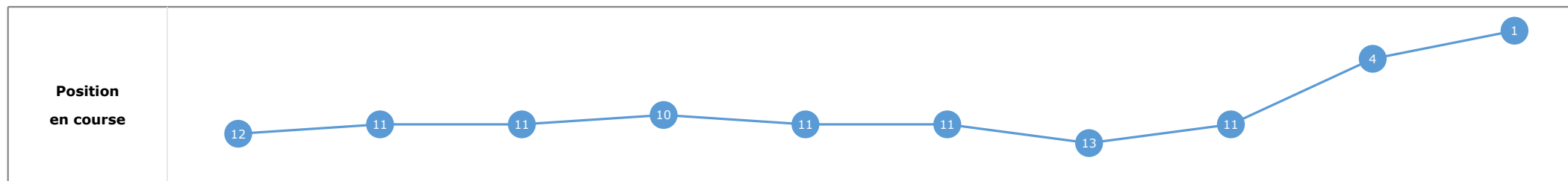
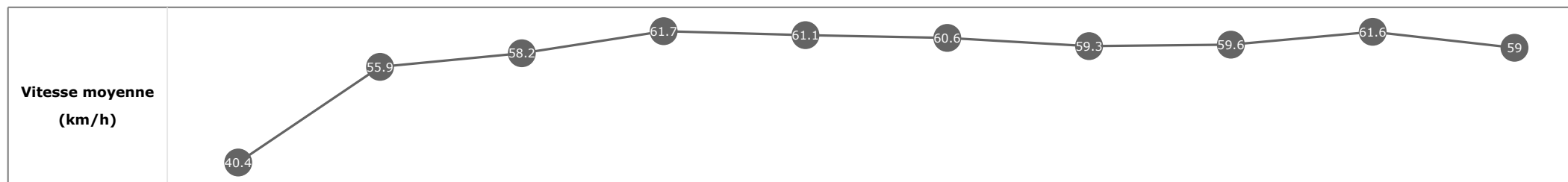
Partant (corde)	Cheval	Arrivée officielle	Tronçons de 200m		DEP - 1000m		1000m - 800m		800m - 600m		600m - 400m		400m - 200m		200m - ARR		Temps officiel	Derniers 600m	Parcouru vs. 1er
			Vitesse Max	200m les plus rapides	Temps passage en tête	Durée du tronçon	00:56.58	00:56.58	01:08.65	00:12.06	01:20.80	00:12.15	01:33.09	00:12.28	01:45.17	00:12.08			
					T1	T2	T3	T4	T5	T6									
1 (1)	<b>MEZIDON</b> PC. BOUDOT	1	67.43 T2	00:11.68 T1	<b>00:57.84</b> 11 00:57.84	<b>01:09.75</b> 11 00:11.91	<b>01:21.88</b> 13 00:12.12	<b>01:34.06</b> 11 00:12.18	<b>01:45.76</b> 4 00:11.69	<b>01:57.95</b> 00:12.19	1'58"12	00:36.07							
13 (5)	<b>MAJOR'SALSA</b> E. HARDOUIN	2	64.22 T2	00:11.83 T1	<b>00:56.58</b> 1 00:56.58	<b>01:08.65</b> 1 00:12.06	<b>01:20.80</b> 1 00:12.15	<b>01:33.09</b> 1 00:12.28	<b>01:45.17</b> 1 00:12.08	<b>01:58.00</b> 00:12.83	1'58"15	00:37.20	3.70						
8 (13)	<b>DANAROSA</b> A. DIDON-YAHLALI	3	64.94 T3	00:11.77 T1	<b>00:57.82</b> 10 00:57.82	<b>01:09.67</b> 10 00:11.84	<b>01:21.51</b> 7 00:11.84	<b>01:33.66</b> 5 00:12.14	<b>01:45.64</b> 3 00:11.98	<b>01:58.30</b> 00:12.66	1'58"45	00:36.78	6.58						
6 (10)	<b>KARYNIA</b> T. BACHELOT	4	63.83 T5	00:11.79 T1	<b>00:57.03</b> 4 00:57.03	<b>01:08.96</b> 4 00:11.92	<b>01:21.21</b> 4 00:12.24	<b>01:33.48</b> 3 00:12.27	<b>01:45.53</b> 2 00:12.05	<b>01:58.33</b> 00:12.79	1'58"48	00:37.12	5.48						
10 (15)	<b>FAMILY MONEY</b> L. BOISSEAU	5	63.86 T1	00:11.75 T1	<b>00:58.06</b> 13 00:58.06	<b>01:09.90</b> 13 00:11.84	<b>01:21.73</b> 11 00:11.82	<b>01:33.86</b> 8 00:12.13	<b>01:45.78</b> 5 00:11.92	<b>01:58.55</b> 00:12.77	1'58"68	00:36.82	5.94						
11 (12)	<b>LADY LANE</b> S. BREUX	6	63.11 T2	00:11.75 T1	<b>00:57.58</b> 7 00:57.58	<b>01:09.46</b> 7 00:11.87	<b>01:21.59</b> 8 00:12.13	<b>01:33.87</b> 9 00:12.27	<b>01:45.80</b> 6 00:11.93	<b>01:58.55</b> 00:12.75	1'58"70	00:36.96	1.38						
4 (9)	<b>LA RACEUSE</b> M. VELON	7	63.68 T3	00:11.75 T1	<b>00:57.33</b> 6 00:57.33	<b>01:09.31</b> 6 00:11.98	<b>01:21.36</b> 5 00:12.05	<b>01:33.70</b> 6 00:12.34	<b>01:45.86</b> 7 00:12.15	<b>01:58.86</b> 00:13.00	1'59"00	00:37.50	1.79						
2 (2)	<b>GREEN BAY</b> E. ETIENNE	8	64.76 T1	00:11.68 T1	<b>00:57.96</b> 12 00:57.96	<b>01:09.75</b> 12 00:11.79	<b>01:21.92</b> 14 00:12.16	<b>01:34.32</b> 14 00:12.39	<b>01:46.40</b> 10 00:12.08	<b>01:59.43</b> 00:13.03	1'59"57	00:37.50	3.11						
3 (3)	<b>QUIZ EVOLUTION</b> R. MANGIONE	9	63.11 T2	00:11.78 T1	<b>00:57.64</b> 9 00:57.64	<b>01:09.51</b> 9 00:11.87	<b>01:21.68</b> 9 00:12.17	<b>01:33.90</b> 10 00:12.22	<b>01:46.26</b> 9 00:12.35	<b>01:59.59</b> 00:13.33	1'59"67	00:37.90	-2.69						
12 (4)	<b>DOT GREEN</b> F. VALLE SKAR	10	63.65 T1	00:11.76 T1	<b>00:56.85</b> 3 00:56.85	<b>01:08.81</b> 3 00:11.96	<b>01:20.97</b> 2 00:12.15	<b>01:33.37</b> 2 00:12.39	<b>01:45.87</b> 8 00:12.50	<b>01:59.95</b> 00:14.08	2'00"07	00:38.98	-1.14						
9 (11)	<b>FIRE LINN</b> A. DE VRIES	11	62.35 T1	00:11.80 T1	<b>00:57.60</b> 8 00:57.60	<b>01:09.51</b> 8 00:11.91	<b>01:21.70</b> 10 00:12.18	<b>01:34.13</b> 12 00:12.42	<b>01:46.48</b> 11 00:12.35	<b>02:00.81</b> 00:14.33	2'00"99	00:39.11	4.12						
14 (6)	<b>ELEVAZ</b> E. VERHESTRÆTEN	12	62.86 T1	00:11.79 T1	<b>00:57.29</b> 5 00:57.29	<b>01:09.16</b> 5 00:11.86	<b>01:21.38</b> 6 00:12.22	<b>01:33.74</b> 7 00:12.36	<b>01:46.55</b> 12 00:12.81	<b>02:01.45</b> 00:14.89	2'01"64	00:40.07	-2.98						
15 (8)	<b>GODRIC</b> M. VIDOTTO	13	65.70 T2	00:11.53 T1	<b>00:58.33</b> 15 00:58.33	<b>01:10.10</b> 14 00:11.76	<b>01:21.77</b> 12 00:11.67	<b>01:34.16</b> 13 00:12.39	<b>01:47.28</b> 14 00:13.11	<b>02:02.01</b> 00:14.73	2'02"10	00:40.24	6.13						
7 (7)	<b>BLACK SEA</b> M. MICHEL	14	63.86 T1	00:11.80 T1	<b>00:56.77</b> 2 00:56.77	<b>01:08.66</b> 2 00:11.89	<b>01:21.00</b> 3 00:12.34	<b>01:33.52</b> 4 00:12.51	<b>01:46.65</b> 13 00:13.13	<b>02:02.00</b> 00:15.35	2'02"21	00:40.99	1.25						
5 (14)	<b>VAPORETTO CAPRI</b> T. BARON	15	62.64 T1	00:11.75 T1	<b>00:58.22</b> 14 00:58.22	<b>01:10.10</b> 14 00:11.87	<b>01:22.21</b> 15 00:12.11	<b>01:34.51</b> 15 00:12.29	<b>01:47.30</b> 15 00:12.78	<b>02:03.17</b> 00:15.86	2'03"33	00:40.95	-2.01						

**Statistiques Tracking**  
**DEAUVILLE**  
**C7 - PRIX DE GLANVILLE - 1900m**  
**samedi 29 août 2020 - 15:34**

Cheval **MEZIDON**  
 Jockey PC. BOUDOT  
 Rang d'arrivée **1**  
 Temps de parcours **01:57.95**  
 Tronçon le plus rapide **00:11.68** (tronçon 1400m - 1200m)  
 Vitesse maximale **67.43** (tronçon 1000m - 800m)  
 Vitesse moyenne **58.2**

**Données de tracking**

Tronçons de 200m	DEP 1800m	1800m 1600m	1600m 1400m	1400m 1200m	1200m 1000m	1000m 800m	800m 600m	600m 400m	400m 200m	200m ARR
<b>Temps de parcours</b>	<b>00:09.01</b>	<b>00:21.96</b>	<b>00:34.30</b>	<b>00:45.98</b>	<b>00:57.84</b>	<b>01:09.75</b>	<b>01:21.88</b>	<b>01:34.06</b>	<b>01:45.76</b>	<b>01:57.95</b>
Temps du tronçon	00:09.06	00:12.94	00:12.34	00:11.68	00:11.85	00:11.91	00:12.12	00:12.18	00:11.69	00:12.19
<b>Vitesse moyenne</b>	40.4	55.9	58.2	61.7	61.1	60.6	59.3	59.6	61.6	59


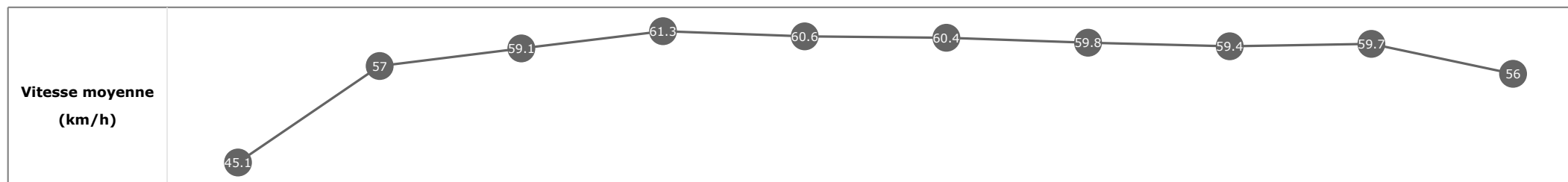


**Statistiques Tracking**  
**DEAUVILLE**  
**C7 - PRIX DE GLANVILLE - 1900m**  
**samedi 29 août 2020 - 15:34**

Cheval **MAJOR'SALSA**  
 Jockey **E. HARDOUIN**  
 Rang d'arrivée **2**  
 Temps de parcours **01:58.00**  
 Tronçon le plus rapide **00:11.83** (tronçon 1400m - 1200m)  
 Vitesse maximale **64.22** (tronçon 1000m - 800m)  
 Vitesse moyenne **58.3**

**Données de tracking**

Tronçons de 200m	DEP 1800m	1800m 1600m	1600m 1400m	1400m 1200m	1200m 1000m	1000m 800m	800m 600m	600m 400m	400m 200m	200m ARR
<b>Temps de parcours</b>	<b>00:08.09</b>	<b>00:20.82</b>	<b>00:32.90</b>	<b>00:44.73</b>	<b>00:56.58</b>	<b>01:08.65</b>	<b>01:20.80</b>	<b>01:33.09</b>	<b>01:45.17</b>	<b>01:58.00</b>
Temps du tronçon	00:08.14	00:12.73	00:12.08	00:11.83	00:11.84	00:12.06	00:12.15	00:12.28	00:12.08	00:12.83
<b>Vitesse moyenne</b>	45.1	57	59.1	61.3	60.6	60.4	59.8	59.4	59.7	56

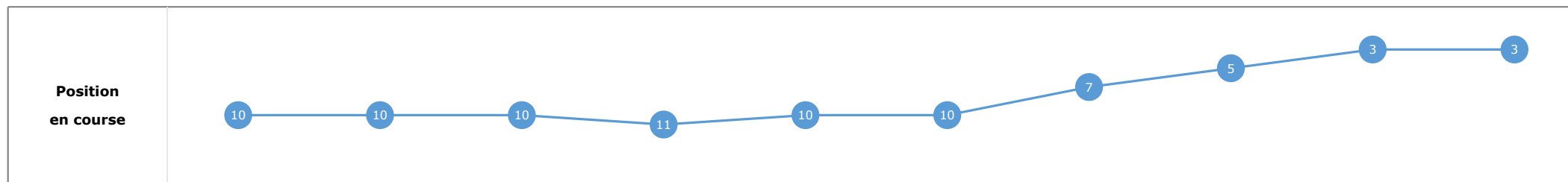
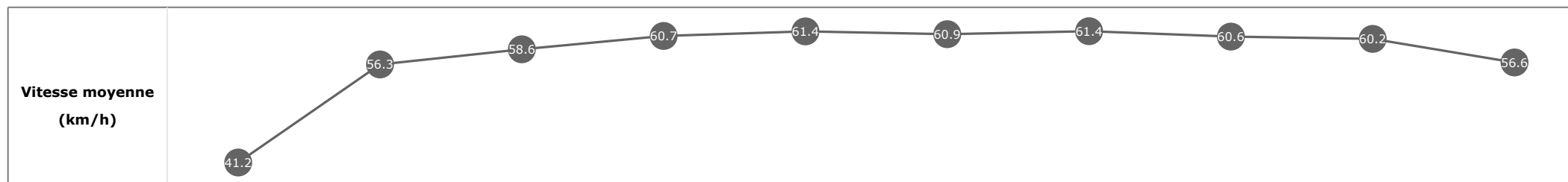


**Statistiques Tracking**  
**DEAUVILLE**  
**C7 - PRIX DE GLANVILLE - 1900m**  
**samedi 29 août 2020 - 15:34**

Cheval **DANAROSA**  
 Jockey **A. DIDON-YAHLALI**  
 Rang d'arrivée **3**  
 Temps de parcours **01:58.30**  
 Tronçon le plus rapide **00:11.77** (tronçon 1200m - 1000m)  
 Vitesse maximale **64.94** (tronçon 800m - 600m)  
 Vitesse moyenne **58.2**

**Données de tracking**

Tronçons de 200m	DEP 1800m	1800m 1600m	1600m 1400m	1400m 1200m	1200m 1000m	1000m 800m	800m 600m	600m 400m	400m 200m	200m ARR
<b>Temps de parcours</b>	<b>00:08.94</b>	<b>00:21.78</b>	<b>00:34.16</b>	<b>00:46.04</b>	<b>00:57.82</b>	<b>01:09.67</b>	<b>01:21.51</b>	<b>01:33.66</b>	<b>01:45.64</b>	<b>01:58.30</b>
Temps du tronçon	00:08.99	00:12.84	00:12.37	00:11.88	00:11.77	00:11.84	00:11.84	00:12.14	00:11.98	00:12.66
<b>Vitesse moyenne</b>	41.2	56.3	58.6	60.7	61.4	60.9	61.4	60.6	60.2	56.6


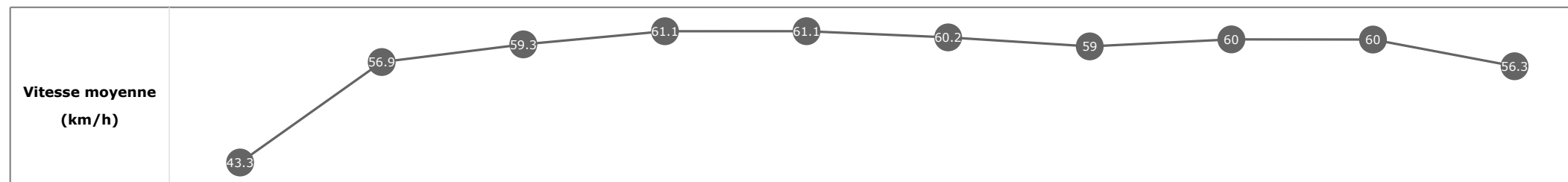


**Statistiques Tracking**  
**DEAUVILLE**  
**C7 - PRIX DE GLANVILLE - 1900m**  
**samedi 29 août 2020 - 15:34**

Cheval **KARNYNIA**  
 Jockey **T. BACHELOT**  
 Rang d'arrivée **4**  
 Temps de parcours **01:58.33**  
 Tronçon le plus rapide **00:11.79** (tronçon 1200m - 1000m)  
 Vitesse maximale **63.83** (tronçon 400m - 200m)  
 Vitesse moyenne **58.2**

**Données de tracking**

Tronçons de 200m	DEP 1800m	1800m 1600m	1600m 1400m	1400m 1200m	1200m 1000m	1000m 800m	800m 600m	600m 400m	400m 200m	200m ARR
<b>Temps de parcours</b>	<b>00:08.46</b>	<b>00:21.24</b>	<b>00:33.44</b>	<b>00:45.24</b>	<b>00:57.03</b>	<b>01:08.96</b>	<b>01:21.21</b>	<b>01:33.48</b>	<b>01:45.53</b>	<b>01:58.33</b>
Temps du tronçon	00:08.51	00:12.78	00:12.19	00:11.80	00:11.79	00:11.92	00:12.24	00:12.27	00:12.05	00:12.79
<b>Vitesse moyenne</b>	43.3	56.9	59.3	61.1	61.1	60.2	59	60	60	56.3

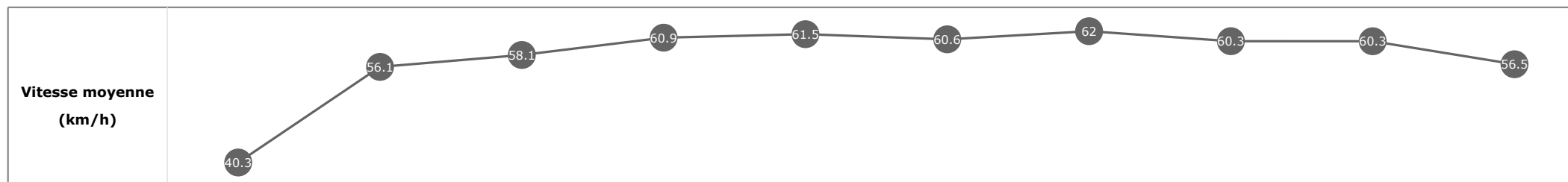


**Statistiques Tracking**  
**DEAUVILLE**  
**C7 - PRIX DE GLANVILLE - 1900m**  
**samedi 29 août 2020 - 15:34**

Cheval **FAMILY MONEY**  
 Jockey L. BOISSEAU  
 Rang d'arrivée **5**  
 Temps de parcours **01:58.55**  
 Tronçon le plus rapide **00:11.75** (tronçon 1200m - 1000m)  
 Vitesse maximale **63.86** (tronçon 1600m - 1400m)  
 Vitesse moyenne **58.1**

**Données de tracking**

Tronçons de 200m	DEP 1800m	1800m 1600m	1600m 1400m	1400m 1200m	1200m 1000m	1000m 800m	800m 600m	600m 400m	400m 200m	200m ARR
<b>Temps de parcours</b>	<b>00:09.14</b>	<b>00:22.02</b>	<b>00:34.49</b>	<b>00:46.30</b>	<b>00:58.06</b>	<b>01:09.90</b>	<b>01:21.73</b>	<b>01:33.86</b>	<b>01:45.78</b>	<b>01:58.55</b>
Temps du tronçon	00:09.19	00:12.87	00:12.47	00:11.81	00:11.75	00:11.84	00:11.82	00:12.13	00:11.92	00:12.77
<b>Vitesse moyenne</b>	40.3	56.1	58.1	60.9	61.5	60.6	62	60.3	60.3	56.5


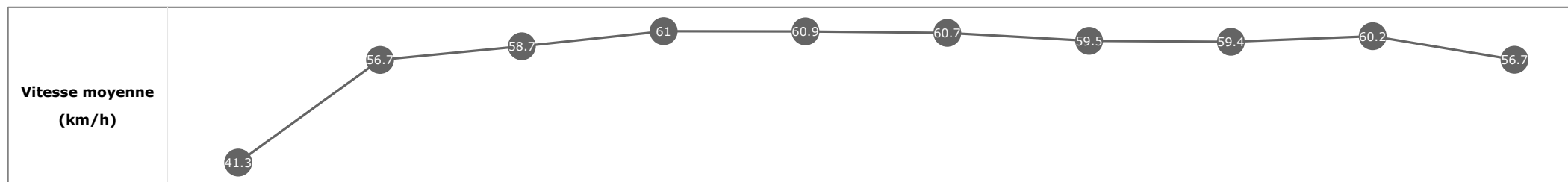


**Statistiques Tracking**  
**DEAUVILLE**  
**C7 - PRIX DE GLANVILLE - 1900m**  
**samedi 29 août 2020 - 15:34**

Cheval **LADY LANE**  
 Jockey **S. BREUX**  
 Rang d'arrivée **6**  
 Temps de parcours **01:58.55**  
 Tronçon le plus rapide **00:11.75** (tronçon 1200m - 1000m)  
 Vitesse maximale **63.11** (tronçon 1000m - 800m)  
 Vitesse moyenne **57.9**

**Données de tracking**

Tronçons de 200m	DEP 1800m	1800m 1600m	1600m 1400m	1400m 1200m	1200m 1000m	1000m 800m	800m 600m	600m 400m	400m 200m	200m ARR
<b>Temps de parcours</b>	<b>00:08.93</b>	<b>00:21.72</b>	<b>00:33.96</b>	<b>00:45.82</b>	<b>00:57.58</b>	<b>01:09.46</b>	<b>01:21.59</b>	<b>01:33.87</b>	<b>01:45.80</b>	<b>01:58.55</b>
Temps du tronçon	00:08.98	00:12.79	00:12.24	00:11.86	00:11.75	00:11.87	00:12.13	00:12.27	00:11.93	00:12.75
<b>Vitesse moyenne</b>	41.3	56.7	58.7	61	60.9	60.7	59.5	59.4	60.2	56.7

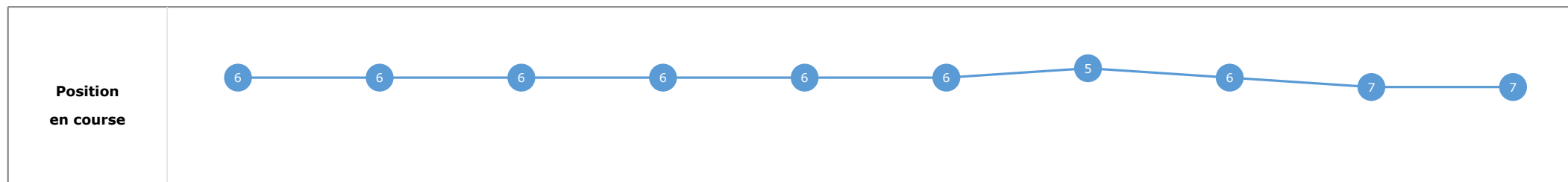
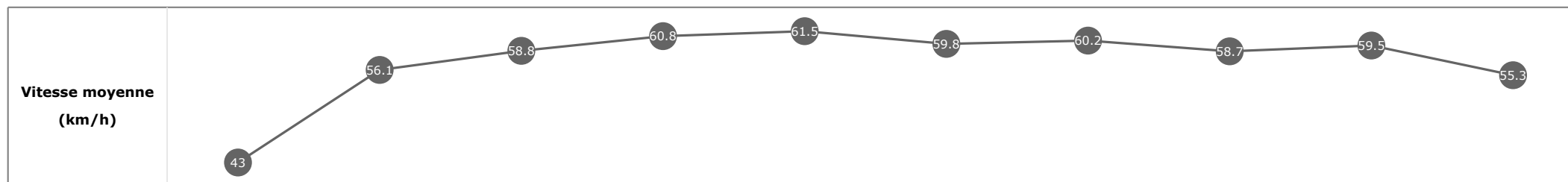


**Statistiques Tracking**  
**DEAUVILLE**  
**C7 - PRIX DE GLANVILLE - 1900m**  
**samedi 29 août 2020 - 15:34**

Cheval **LA RACEUSE**  
 Jockey **M. VELON**  
 Rang d'arrivée **7**  
 Temps de parcours **01:58.86**  
 Tronçon le plus rapide **00:11.75** (tronçon 1200m - 1000m)  
 Vitesse maximale **63.68** (tronçon 800m - 600m)  
 Vitesse moyenne **57.8**

**Données de tracking**

Tronçons de 200m	DEP 1800m	1800m 1600m	1600m 1400m	1400m 1200m	1200m 1000m	1000m 800m	800m 600m	600m 400m	400m 200m	200m ARR
<b>Temps de parcours</b>	<b>00:08.54</b>	<b>00:21.40</b>	<b>00:33.75</b>	<b>00:45.57</b>	<b>00:57.33</b>	<b>01:09.31</b>	<b>01:21.36</b>	<b>01:33.70</b>	<b>01:45.86</b>	<b>01:58.86</b>
Temps du tronçon	00:08.59	00:12.86	00:12.34	00:11.81	00:11.75	00:11.98	00:12.05	00:12.34	00:12.15	00:13.00
<b>Vitesse moyenne</b>	43	56.1	58.8	60.8	61.5	59.8	60.2	58.7	59.5	55.3



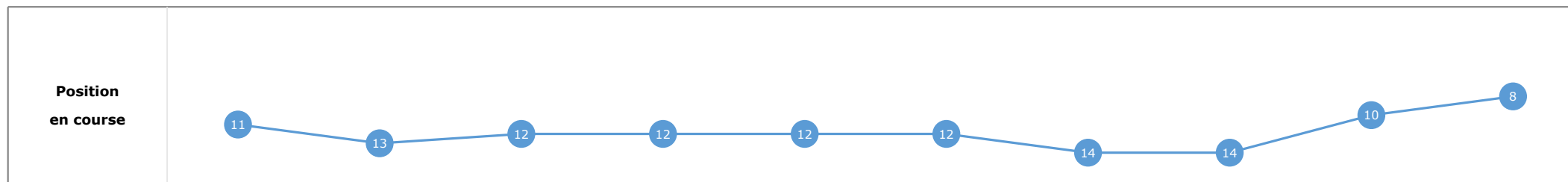
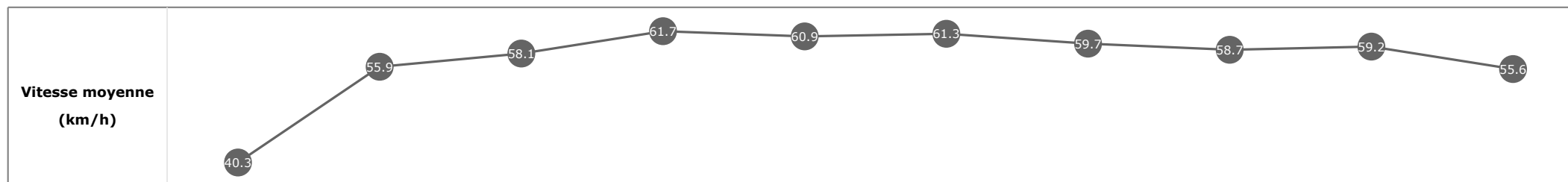


**Statistiques Tracking**  
**DEAUVILLE**  
**C7 - PRIX DE GLANVILLE - 1900m**  
**samedi 29 août 2020 - 15:34**

Cheval **GREEN BAY**  
 Jockey **E. ETIENNE**  
 Rang d'arrivée **8**  
 Temps de parcours **01:59.43**  
 Tronçon le plus rapide **00:11.68** (tronçon 1400m - 1200m)  
 Vitesse maximale **64.76** (tronçon 1200m - 1000m)  
 Vitesse moyenne **57.5**

**Données de tracking**

Tronçons de 200m	DEP 1800m	1800m 1600m	1600m 1400m	1400m 1200m	1200m 1000m	1000m 800m	800m 600m	600m 400m	400m 200m	200m ARR
<b>Temps de parcours</b>	<b>00:09.01</b>	<b>00:22.02</b>	<b>00:34.45</b>	<b>00:46.13</b>	<b>00:57.96</b>	<b>01:09.75</b>	<b>01:21.92</b>	<b>01:34.32</b>	<b>01:46.40</b>	<b>01:59.43</b>
Temps du tronçon	00:09.06	00:13.01	00:12.42	00:11.68	00:11.82	00:11.79	00:12.16	00:12.39	00:12.08	00:13.03
<b>Vitesse moyenne</b>	40.3	55.9	58.1	61.7	60.9	61.3	59.7	58.7	59.2	55.6



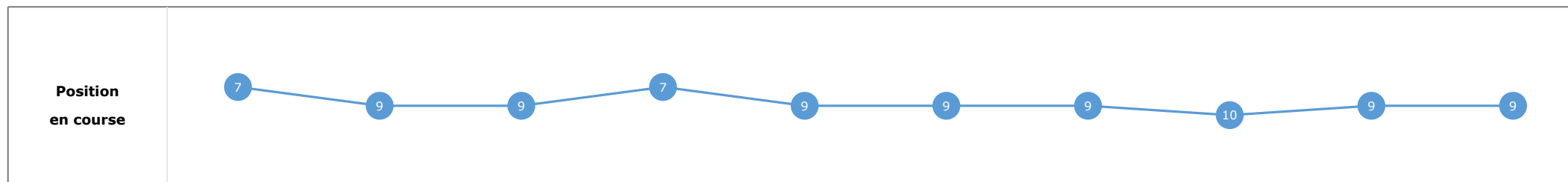
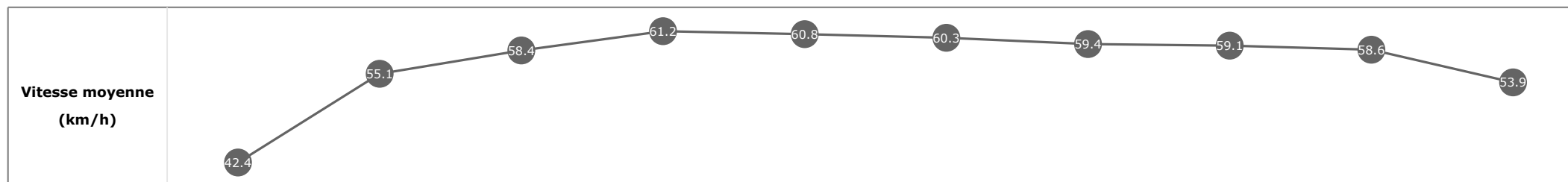
**Statistiques Tracking**  
**DEAUVILLE**  
**C7 - PRIX DE GLANVILLE - 1900m**  
**samedi 29 août 2020 - 15:34**

Cheval  
 Jockey  
 Rang d'arrivée  
 Temps de parcours  
 Tronçon le plus rapide  
 Vitesse maximale  
 Vitesse moyenne

**QUIZ EVOLUTION**  
 R. MANGIONE  
**9**  
**01:59.59**  
**00:11.78** (tronçon 1400m - 1200m)  
**63.11** (tronçon 1000m - 800m)  
**57.3**

**Données de tracking**

Tronçons de 200m	DEP 1800m	1800m 1600m	1600m 1400m	1400m 1200m	1200m 1000m	1000m 800m	800m 600m	600m 400m	400m 200m	200m ARR
<b>Temps de parcours</b>	<b>00:08.59</b>	<b>00:21.73</b>	<b>00:33.99</b>	<b>00:45.77</b>	<b>00:57.64</b>	<b>01:09.51</b>	<b>01:21.68</b>	<b>01:33.90</b>	<b>01:46.26</b>	<b>01:59.59</b>
Temps du tronçon	00:08.64	00:13.13	00:12.25	00:11.78	00:11.86	00:11.87	00:12.17	00:12.22	00:12.35	00:13.33
<b>Vitesse moyenne</b>	42.4	55.1	58.4	61.2	60.8	60.3	59.4	59.1	58.6	53.9

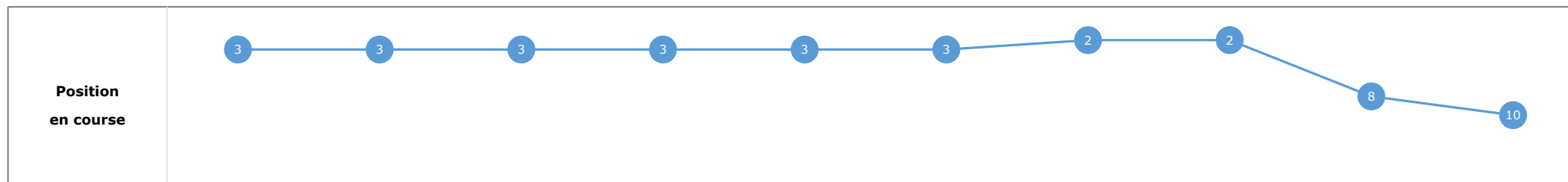
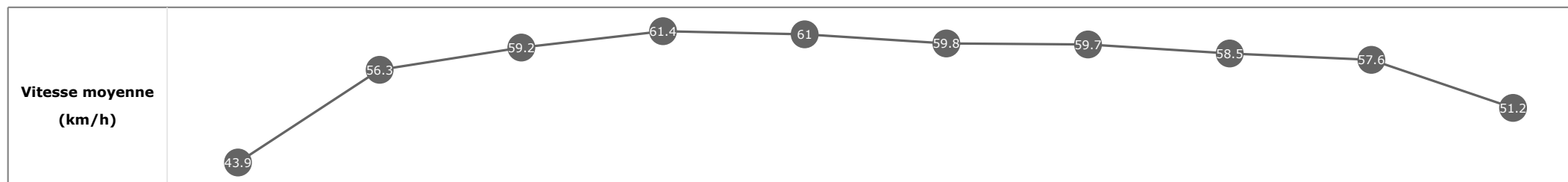


**Statistiques Tracking**  
**DEAUVILLE**  
**C7 - PRIX DE GLANVILLE - 1900m**  
**samedi 29 août 2020 - 15:34**

Cheval **DOT GREEN**  
 Jockey **F. VALLE SKAR**  
 Rang d'arrivée **10**  
 Temps de parcours **01:59.95**  
 Tronçon le plus rapide **00:11.76** (tronçon 1400m - 1200m)  
 Vitesse maximale **63.65** (tronçon 1200m - 1000m)  
 Vitesse moyenne **57.2**

**Données de tracking**

Tronçons de 200m	DEP 1800m	1800m 1600m	1600m 1400m	1400m 1200m	1200m 1000m	1000m 800m	800m 600m	600m 400m	400m 200m	200m ARR
<b>Temps de parcours</b>	<b>00:08.30</b>	<b>00:21.11</b>	<b>00:33.28</b>	<b>00:45.05</b>	<b>00:56.85</b>	<b>01:08.81</b>	<b>01:20.97</b>	<b>01:33.37</b>	<b>01:45.87</b>	<b>01:59.95</b>
Temps du tronçon	00:08.35	00:12.81	00:12.17	00:11.76	00:11.80	00:11.96	00:12.15	00:12.39	00:12.50	00:14.08
<b>Vitesse moyenne</b>	43.9	56.3	59.2	61.4	61	59.8	59.7	58.5	57.6	51.2

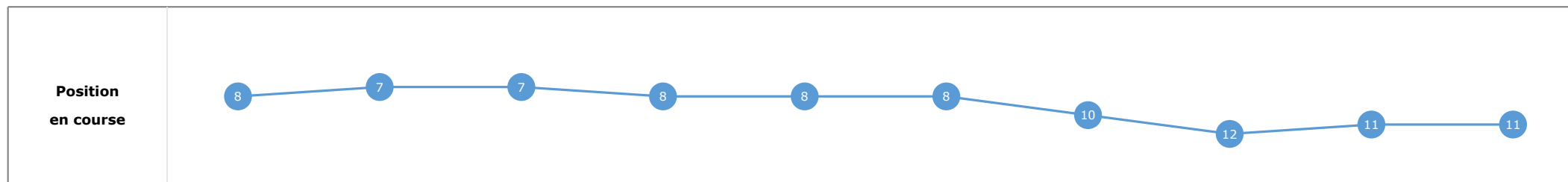
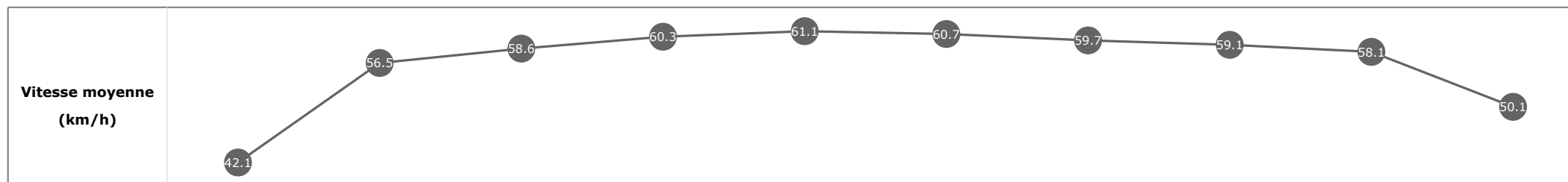


**Statistiques Tracking**  
**DEAUVILLE**  
**C7 - PRIX DE GLANVILLE - 1900m**  
**samedi 29 août 2020 - 15:34**

Cheval **FIRE LINN**  
 Jockey **A. DE VRIES**  
 Rang d'arrivée **11**  
 Temps de parcours **02:00.81**  
 Tronçon le plus rapide **00:11.80** (tronçon 1200m - 1000m)  
 Vitesse maximale **62.35** (tronçon 1200m - 1000m)  
 Vitesse moyenne **56.9**

**Données de tracking**

Tronçons de 200m	DEP 1800m	1800m 1600m	1600m 1400m	1400m 1200m	1200m 1000m	1000m 800m	800m 600m	600m 400m	400m 200m	200m ARR
<b>Temps de parcours</b>	<b>00:08.68</b>	<b>00:21.56</b>	<b>00:33.92</b>	<b>00:45.80</b>	<b>00:57.60</b>	<b>01:09.51</b>	<b>01:21.70</b>	<b>01:34.13</b>	<b>01:46.48</b>	<b>02:00.81</b>
Temps du tronçon	00:08.73	00:12.88	00:12.35	00:11.87	00:11.80	00:11.91	00:12.18	00:12.42	00:12.35	00:14.33
<b>Vitesse moyenne</b>	42.1	56.5	58.6	60.3	61.1	60.7	59.7	59.1	58.1	50.1

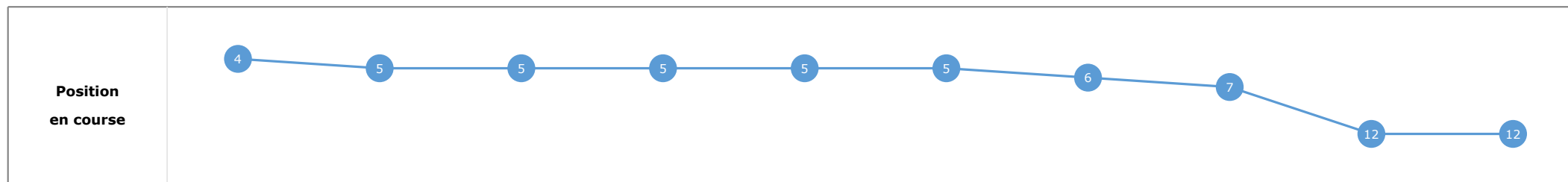
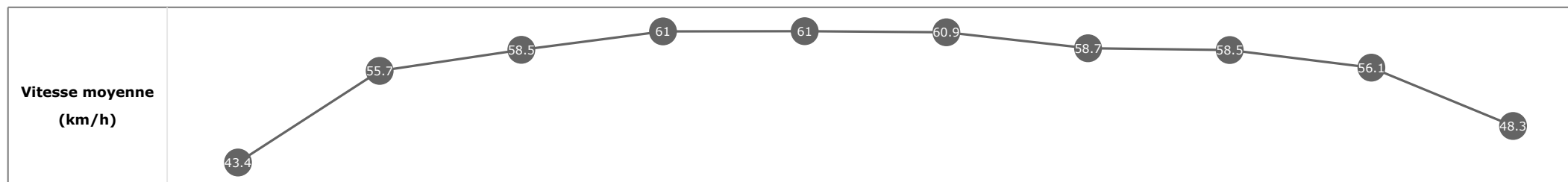


**Statistiques Tracking**  
**DEAUVILLE**  
**C7 - PRIX DE GLANVILLE - 1900m**  
**samedi 29 août 2020 - 15:34**

Cheval **ELEVAZ**  
 Jockey **E. VERHESTRAETEN**  
 Rang d'arrivée **12**  
 Temps de parcours **02:01.45**  
 Tronçon le plus rapide **00:11.79** (tronçon 1200m - 1000m)  
 Vitesse maximale **62.86** (tronçon 1200m - 1000m)  
 Vitesse moyenne **56.4**

**Données de tracking**

Tronçons de 200m	DEP 1800m	1800m 1600m	1600m 1400m	1400m 1200m	1200m 1000m	1000m 800m	800m 600m	600m 400m	400m 200m	200m ARR
<b>Temps de parcours</b>	<b>00:08.45</b>	<b>00:21.39</b>	<b>00:33.69</b>	<b>00:45.49</b>	<b>00:57.29</b>	<b>01:09.16</b>	<b>01:21.38</b>	<b>01:33.74</b>	<b>01:46.55</b>	<b>02:01.45</b>
Temps du tronçon	00:08.50	00:12.94	00:12.29	00:11.80	00:11.79	00:11.86	00:12.22	00:12.36	00:12.81	00:14.89
<b>Vitesse moyenne</b>	43.4	55.7	58.5	61	61	60.9	58.7	58.5	56.1	48.3

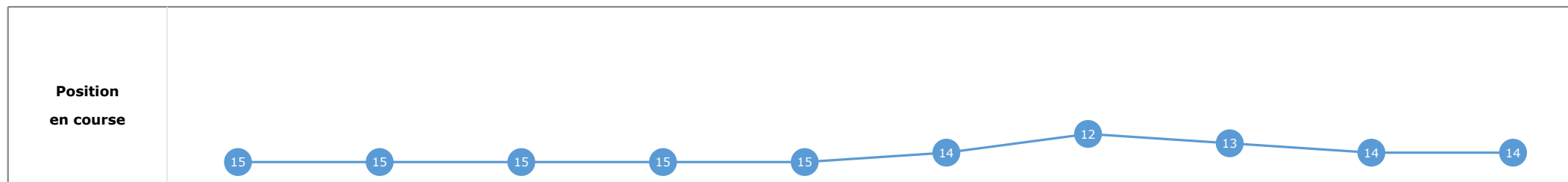
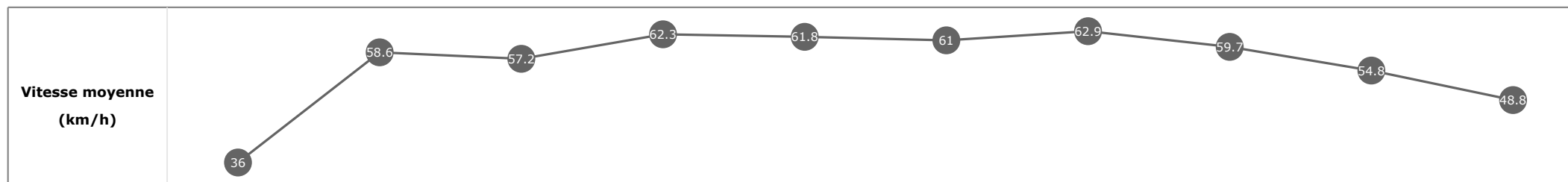


**Statistiques Tracking**  
**DEAUVILLE**  
**C7 - PRIX DE GLANVILLE - 1900m**  
**samedi 29 août 2020 - 15:34**

Cheval **GODRIC**  
 Jockey **M. VIDOTTO**  
 Rang d'arrivée **13**  
 Temps de parcours **02:02.01**  
 Tronçon le plus rapide **00:11.53** (tronçon 1400m - 1200m)  
 Vitesse maximale **65.70** (tronçon 1000m - 800m)  
 Vitesse moyenne **56.4**

**Données de tracking**

Tronçons de 200m	DEP 1800m	1800m 1600m	1600m 1400m	1400m 1200m	1200m 1000m	1000m 800m	800m 600m	600m 400m	400m 200m	200m ARR
<b>Temps de parcours</b>	<b>00:10.11</b>	<b>00:22.47</b>	<b>00:35.06</b>	<b>00:46.60</b>	<b>00:58.33</b>	<b>01:10.10</b>	<b>01:21.77</b>	<b>01:34.16</b>	<b>01:47.28</b>	<b>02:02.01</b>
Temps du tronçon	00:10.16	00:12.36	00:12.59	00:11.53	00:11.73	00:11.76	00:11.67	00:12.39	00:13.11	00:14.73
<b>Vitesse moyenne</b>	36	58.6	57.2	62.3	61.8	61	62.9	59.7	54.8	48.8

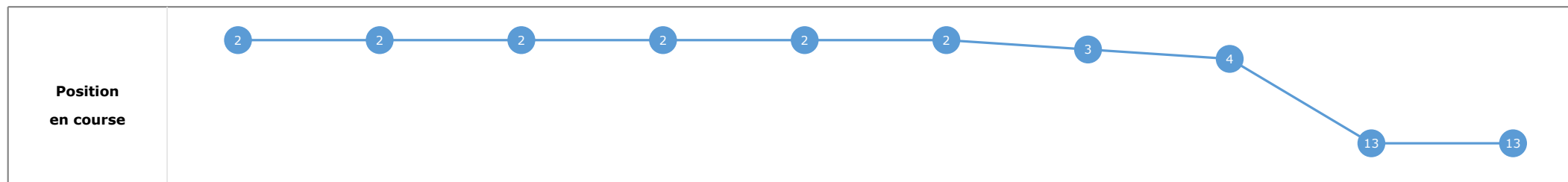
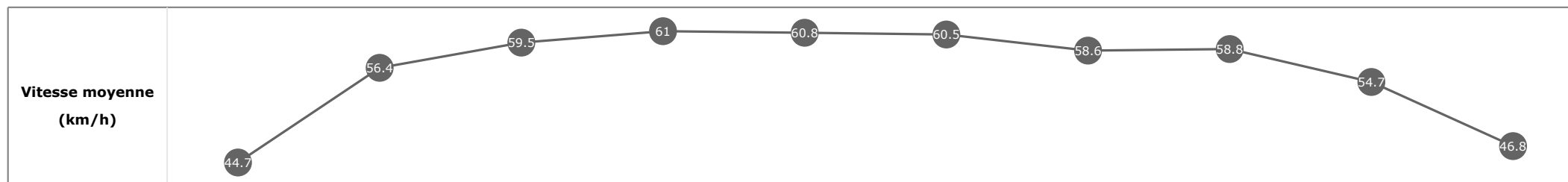


**Statistiques Tracking**  
**DEAUVILLE**  
**C7 - PRIX DE GLANVILLE - 1900m**  
**samedi 29 août 2020 - 15:34**

Cheval **BLACK SEA**  
 Jockey M. MICHEL  
 Rang d'arrivée **14**  
 Temps de parcours **02:02.00**  
 Tronçon le plus rapide **00:11.80** (tronçon 1400m - 1200m)  
 Vitesse maximale **63.86** (tronçon 1200m - 1000m)  
 Vitesse moyenne **56.3**

**Données de tracking**

Tronçons de 200m	DEP 1800m	1800m 1600m	1600m 1400m	1400m 1200m	1200m 1000m	1000m 800m	800m 600m	600m 400m	400m 200m	200m ARR
<b>Temps de parcours</b>	<b>00:08.23</b>	<b>00:21.04</b>	<b>00:33.14</b>	<b>00:44.94</b>	<b>00:56.77</b>	<b>01:08.66</b>	<b>01:21.00</b>	<b>01:33.52</b>	<b>01:46.65</b>	<b>02:02.00</b>
Temps du tronçon	00:08.28	00:12.80	00:12.10	00:11.80	00:11.82	00:11.89	00:12.34	00:12.51	00:13.13	00:15.35
<b>Vitesse moyenne</b>	44.7	56.4	59.5	61	60.8	60.5	58.6	58.8	54.7	46.8



**Statistiques Tracking**  
**DEAUVILLE**  
**C7 - PRIX DE GLANVILLE - 1900m**  
**samedi 29 août 2020 - 15:34**

Cheval **VAPORETTO CAPRI**  
 Jockey T. BARON  
 Rang d'arrivée **15**  
 Temps de parcours **02:03.17**  
 Tronçon le plus rapide **00:11.75** (tronçon 1400m - 1200m)  
 Vitesse maximale **62.64** (tronçon 1400m - 1200m)  
 Vitesse moyenne **55.7**

**Données de tracking**

Tronçons de 200m	DEP 1800m	1800m 1600m	1600m 1400m	1400m 1200m	1200m 1000m	1000m 800m	800m 600m	600m 400m	400m 200m	200m ARR
<b>Temps de parcours</b>	<b>00:09.21</b>	<b>00:22.27</b>	<b>00:34.69</b>	<b>00:46.45</b>	<b>00:58.22</b>	<b>01:10.10</b>	<b>01:22.21</b>	<b>01:34.51</b>	<b>01:47.30</b>	<b>02:03.17</b>
Temps du tronçon	00:09.26	00:13.06	00:12.42	00:11.75	00:11.77	00:11.87	00:12.11	00:12.29	00:12.78	00:15.86
<b>Vitesse moyenne</b>	39.6	55.7	57.9	61.5	61.3	60.3	59.3	58.5	56.4	45.5

