

**Statistiques Tracking  
PARISLONGCHAMP  
C6 - PRIX DU MOULIN DE LONGCHAMP - 1600m  
dimanche 6 septembre 2020 - 16:27**


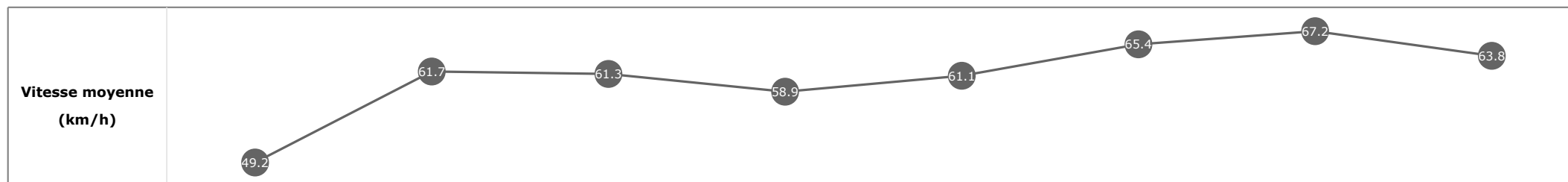
Partant (corde)	Cheval	Arrivée officielle	Tronçons de 200m		DEP - 1000m	1000m - 800m	800m - 600m	600m - 400m	400m - 200m	200m - ARR	Temps officiel	Derniers 600m	Parcouru vs. 1er
			Vitesse Max	200m les plus rapides	Temps passage en tête	Durée du tronçon	T1	T2	T3	T4			
<b>1</b> (1)	<b>PERSIAN KING</b> PC. BOUDOT	1	68.26 T5	00:10.71 T5	<b>00:38.99</b> 00:38.99	<b>00:51.48</b> 00:12.49	<b>01:03.42</b> 00:11.93	<b>01:14.77</b> 00:11.35	<b>01:25.48</b> 00:10.71	<b>01:36.73</b> 00:11.24	1'36"73	00:33.19	
<b>5</b> (3)	<b>PINATUBO</b> JW. DOYLE	2	69.91 T5	00:10.54 T5	<b>00:40.06</b> 00:40.06	<b>00:52.25</b> 00:12.19	<b>01:04.17</b> 00:11.91	<b>01:15.47</b> 00:11.30	<b>01:26.02</b> 00:10.54	<b>01:37.01</b> 00:10.98	1'36"98	00:32.84	4.64
<b>2</b> (2)	<b>CIRCUS MAXIMUS</b> RL. MOORE	3	66.82 T4	00:11.10 T5	<b>00:38.99</b> 00:38.99	<b>00:51.48</b> 00:12.49	<b>01:03.42</b> 00:11.93	<b>01:14.82</b> 00:11.40	<b>01:25.92</b> 00:11.10	<b>01:37.74</b> 00:11.82	1'37"70	00:34.32	2.99
<b>4</b> (6)	<b>SISKIN</b> C. KEANE	4	67.46 T5	00:10.95 T5	<b>00:39.78</b> 00:39.78	<b>00:51.97</b> 00:12.19	<b>01:03.88</b> 00:11.90	<b>01:15.26</b> 00:11.38	<b>01:26.21</b> 00:10.95	<b>01:37.90</b> 00:11.69	1'37"87	00:34.02	5.34
<b>6</b> (5)	<b>VICTOR LUDORUM</b> M. BARZALONA	5	68.87 T5	00:10.83 T5	<b>00:40.69</b> 00:40.69	<b>00:52.68</b> 00:11.98	<b>01:04.48</b> 00:11.79	<b>01:15.49</b> 00:11.01	<b>01:26.33</b> 00:10.83	<b>01:37.99</b> 00:11.66	1'37"89	00:33.51	0.61
<b>3</b> (4)	<b>ROMANISED</b> WJ. LEE	6	68.69 T5	00:10.95 T5	<b>00:40.33</b> 00:40.33	<b>00:52.50</b> 00:12.16	<b>01:04.41</b> 00:11.91	<b>01:15.50</b> 00:11.09	<b>01:26.45</b> 00:10.95	<b>01:38.78</b> 00:12.33	1'38"68	00:34.37	2.20

**Statistiques Tracking**  
**PARISLONGCHAMP**  
**C6 - PRIX DU MOULIN DE LONGCHAMP - 1600m**  
**dimanche 6 septembre 2020 - 16:27**

Cheval **PERSIAN KING**  
 Jockey **PC. BOUDOT**  
 Rang d'arrivée **1**  
 Temps de parcours **01:36.73**  
 Tronçon le plus rapide **00:10.71** (tronçon 400m - 200m)  
 Vitesse maximale **68.26** (tronçon 400m - 200m)  
 Vitesse moyenne **60.5**

**Données de tracking**

Tronçons de 200m	DEP 1400m	1400m 1200m	1200m 1000m	1000m 800m	800m 600m	600m 400m	400m 200m	200m ARR
<b>Temps de parcours</b>	<b>00:15.59</b>	<b>00:27.41</b>	<b>00:39.24</b>	<b>00:51.66</b>	<b>01:03.53</b>	<b>01:14.77</b>	<b>01:25.48</b>	<b>01:36.73</b>
Temps du tronçon	00:15.64	00:11.82	00:11.82	00:12.42	00:11.86	00:11.23	00:10.71	00:11.24
<b>Vitesse moyenne</b>	49.2	61.7	61.3	58.9	61.1	65.4	67.2	63.8

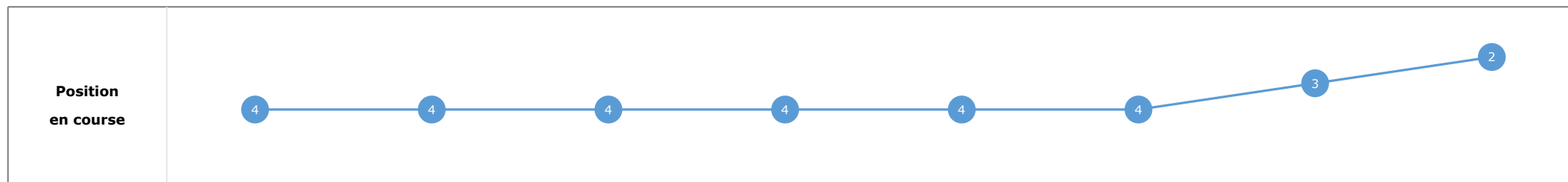
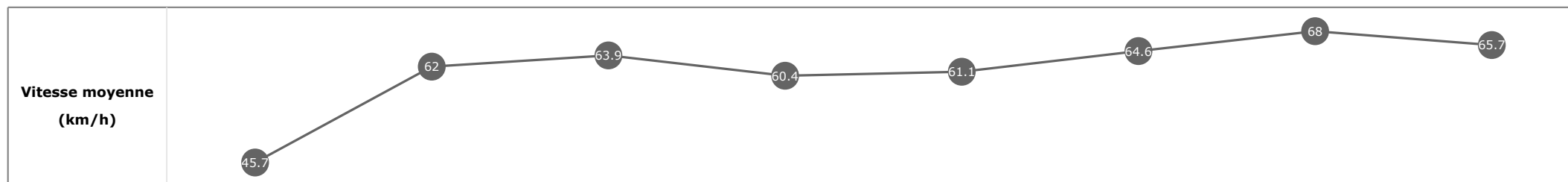


**Statistiques Tracking**  
**PARISLONGCHAMP**  
**C6 - PRIX DU MOULIN DE LONGCHAMP - 1600m**  
**dimanche 6 septembre 2020 - 16:27**

Cheval **PINATUBO**  
 Jockey JW. DOYLE  
 Rang d'arrivée **2**  
 Temps de parcours **01:37.01**  
 Tronçon le plus rapide **00:10.54** (tronçon 400m - 200m)  
 Vitesse maximale **69.91** (tronçon 400m - 200m)  
 Vitesse moyenne **60.5**

**Données de tracking**

Tronçons de 200m	DEP 1400m	1400m 1200m	1200m 1000m	1000m 800m	800m 600m	600m 400m	400m 200m	200m ARR
<b>Temps de parcours</b>	<b>00:16.75</b>	<b>00:28.55</b>	<b>00:40.06</b>	<b>00:52.25</b>	<b>01:04.17</b>	<b>01:15.47</b>	<b>01:26.02</b>	<b>01:37.01</b>
Temps du tronçon	00:16.80	00:11.80	00:11.50	00:12.19	00:11.91	00:11.30	00:10.54	00:10.98
<b>Vitesse moyenne</b>	45.7	62	63.9	60.4	61.1	64.6	68	65.7


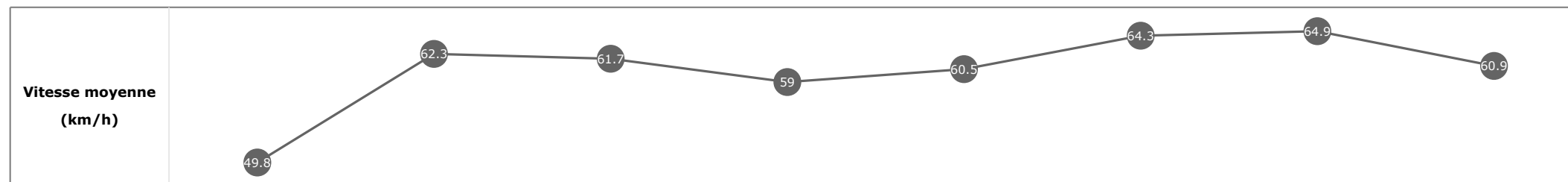


**Statistiques Tracking**  
**PARISLONGCHAMP**  
**C6 - PRIX DU MOULIN DE LONGCHAMP - 1600m**  
**dimanche 6 septembre 2020 - 16:27**

Cheval **CIRCUS MAXIMUS**  
 Jockey **RL. MOORE**  
 Rang d'arrivée **3**  
 Temps de parcours **01:37.74**  
 Tronçon le plus rapide **00:11.10** (tronçon 400m - 200m)  
 Vitesse maximale **66.82** (tronçon 600m - 400m)  
 Vitesse moyenne **60**

**Données de tracking**

Tronçons de 200m	DEP 1400m	1400m 1200m	1200m 1000m	1000m 800m	800m 600m	600m 400m	400m 200m	200m ARR
<b>Temps de parcours</b>	<b>00:15.41</b>	<b>00:27.13</b>	<b>00:38.99</b>	<b>00:51.48</b>	<b>01:03.42</b>	<b>01:14.82</b>	<b>01:25.92</b>	<b>01:37.74</b>
Temps du tronçon	00:15.46	00:11.72	00:11.86	00:12.49	00:11.93	00:11.40	00:11.10	00:11.82
<b>Vitesse moyenne</b>	49.8	62.3	61.7	59	60.5	64.3	64.9	60.9

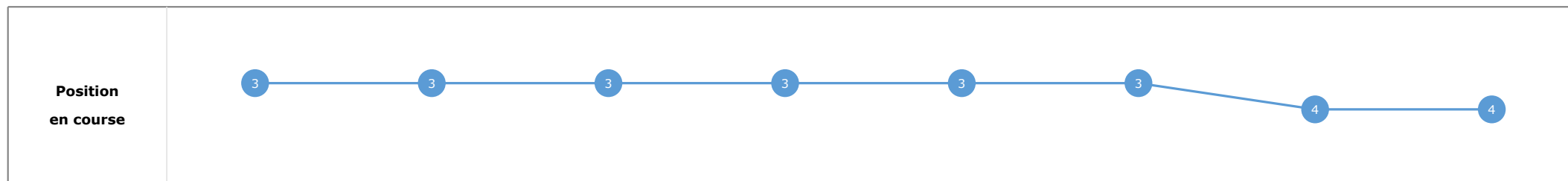
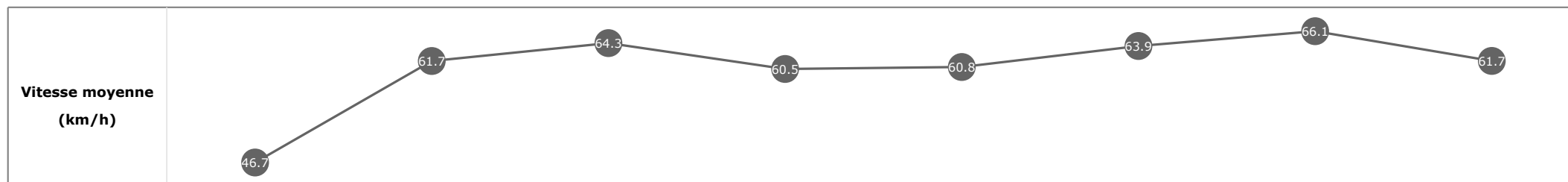


**Statistiques Tracking**  
**PARISLONGCHAMP**  
**C6 - PRIX DU MOULIN DE LONGCHAMP - 1600m**  
**dimanche 6 septembre 2020 - 16:27**

Cheval **SISKIN**  
 Jockey **C. KEANE**  
 Rang d'arrivée **4**  
 Temps de parcours **01:37.90**  
 Tronçon le plus rapide **00:10.95** (tronçon 400m - 200m)  
 Vitesse maximale **67.46** (tronçon 400m - 200m)  
 Vitesse moyenne **60**

**Données de tracking**

Tronçons de 200m	DEP 1400m	1400m 1200m	1200m 1000m	1000m 800m	800m 600m	600m 400m	400m 200m	200m ARR
<b>Temps de parcours</b>	<b>00:16.42</b>	<b>00:28.27</b>	<b>00:39.78</b>	<b>00:51.97</b>	<b>01:03.88</b>	<b>01:15.26</b>	<b>01:26.21</b>	<b>01:37.90</b>
Temps du tronçon	00:16.48	00:11.84	00:11.51	00:12.19	00:11.90	00:11.38	00:10.95	00:11.69
<b>Vitesse moyenne</b>	46.7	61.7	64.3	60.5	60.8	63.9	66.1	61.7


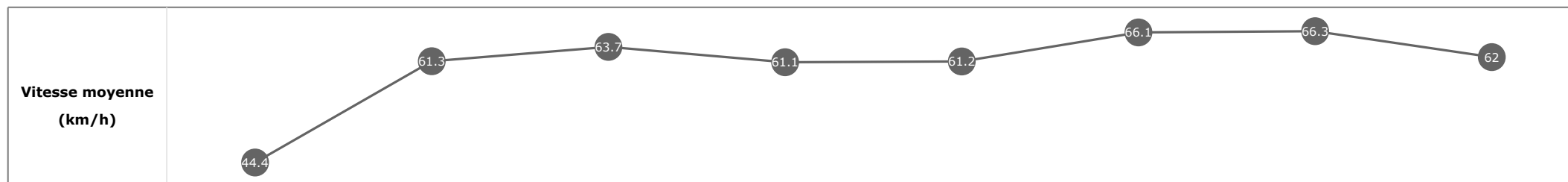


**Statistiques Tracking**  
**PARISLONGCHAMP**  
**C6 - PRIX DU MOULIN DE LONGCHAMP - 1600m**  
**dimanche 6 septembre 2020 - 16:27**

Cheval **VICTOR LUDORUM**  
 Jockey **M. BARZALONA**  
 Rang d'arrivée **5**  
 Temps de parcours **01:37.99**  
 Tronçon le plus rapide **00:10.83** (tronçon 400m - 200m)  
 Vitesse maximale **68.87** (tronçon 400m - 200m)  
 Vitesse moyenne **59.8**

**Données de tracking**

Tronçons de 200m	DEP 1400m	1400m 1200m	1200m 1000m	1000m 800m	800m 600m	600m 400m	400m 200m	200m ARR
<b>Temps de parcours</b>	<b>00:17.25</b>	<b>00:29.21</b>	<b>00:40.69</b>	<b>00:52.68</b>	<b>01:04.48</b>	<b>01:15.49</b>	<b>01:26.33</b>	<b>01:37.99</b>
Temps du tronçon	00:17.30	00:11.96	00:11.47	00:11.98	00:11.79	00:11.01	00:10.83	00:11.66
<b>Vitesse moyenne</b>	44.4	61.3	63.7	61.1	61.2	66.1	66.3	62



**Statistiques Tracking**  
**PARISLONGCHAMP**  
**C6 - PRIX DU MOULIN DE LONGCHAMP - 1600m**  
**dimanche 6 septembre 2020 - 16:27**

Cheval **ROMANISED**  
 Jockey WJ. LEE  
 Rang d'arrivée **6**  
 Temps de parcours **01:38.78**  
 Tronçon le plus rapide **00:10.95** (tronçon 400m - 200m)  
 Vitesse maximale **68.69** (tronçon 400m - 200m)  
 Vitesse moyenne **59.3**

**Données de tracking**

Tronçons de 200m	DEP 1400m	1400m 1200m	1200m 1000m	1000m 800m	800m 600m	600m 400m	400m 200m	200m ARR
<b>Temps de parcours</b>	<b>00:17.03</b>	<b>00:28.89</b>	<b>00:40.33</b>	<b>00:52.50</b>	<b>01:04.41</b>	<b>01:15.50</b>	<b>01:26.45</b>	<b>01:38.78</b>
Temps du tronçon	00:17.08	00:11.86	00:11.44	00:12.16	00:11.91	00:11.09	00:10.95	00:12.33
<b>Vitesse moyenne</b>	45.1	61.9	63.4	60.5	60.6	66	65.5	58.7

