

**Statistiques Tracking
PARISLONGCHAMP
C8 - PRIX GLADIATEUR - 3100m
dimanche 6 septembre 2020 - 17:38**

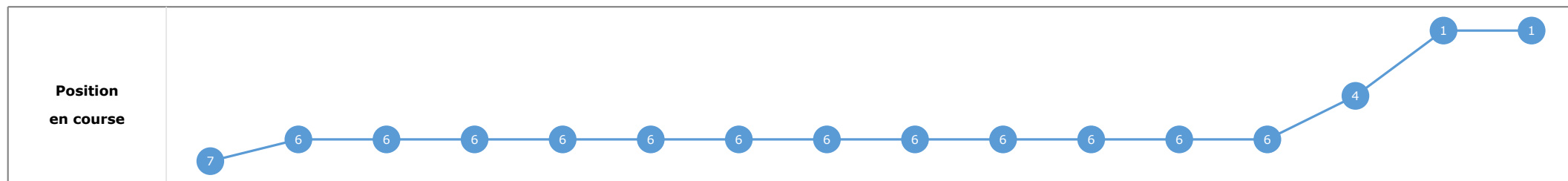
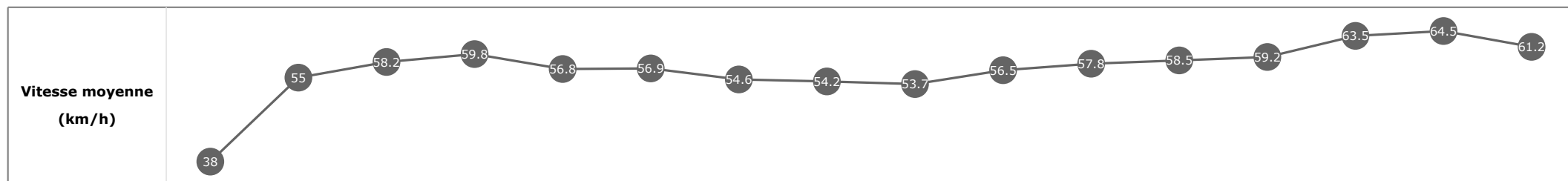
Partant (corde)	Cheval	Arrivée officielle	Tronçons de 200m Temps passage en tête Durée du tronçon		DEP - 1000m	1000m - 800m	800m - 600m	600m - 400m	400m - 200m	200m - ARR	Temps officiel	Derniers 600m	Parcouru vs. 1er
			Vitesse Max	200m les plus rapides	T1	T2	T3	T4	T5	T6			
3 (5)	CALLED TO THE BAR M. GUYON	1	67.50 T5	00:06.04 T1	02:22.06 02:22.06	6 00:12.76	6 00:12.16	6 00:11.51	4 00:11.18	1 00:11.78	3'21"11	00:34.49	
7 (1)	THINK OF ME PC. BOUDOT	2	66.56 T1	00:06.25 T1	02:21.67 02:21.67	3 00:12.80	3 00:12.21	3 00:11.70	3 00:11.36	2 00:11.83	3'21"29	00:34.90	-6.81
4 (2)	SUBLIMIS M. BARZALONA	3	66.28 T6	00:06.13 T1	02:21.97 02:21.97	5 00:12.78	5 00:12.20	5 00:11.59	5 00:11.45	5 00:11.70	3'21"42	00:34.75	-13.35
1 (4)	WINDSTOSS I. MENDIZABAL	4	67.03 T1	00:06.18 T1	02:21.57 02:21.57	2 00:12.77	2 00:12.19	2 00:11.69	3 00:11.61	3 00:12.09	3'21"66	00:35.40	3.93
2 (6)	HIGH DREAM T. BACHELOT	5	66.60 T5	00:06.01 T1	02:22.32 02:22.32	7 00:12.75	7 00:12.16	7 00:11.56	7 00:11.28	6 00:11.99	3'21"73	00:34.84	0.65
6 (3)	QUIAN C. DEMURO	6	65.27 T1	00:06.12 T1	02:21.83 02:21.83	4 00:12.78	4 00:12.16	6 00:11.85	7 00:11.73	7 00:12.12	3'22"17	00:35.70	-1.95
5 (7)	GET SHIRTY C. SOUMILLON	7	71.82 T1	00:06.26 T1	02:21.37 02:21.37	1 00:12.80	1 00:12.28	1 00:11.72	4 00:11.70	4 00:12.74	3'22"26	00:36.18	24.42

Statistiques Tracking
PARISLONGCHAMP
C8 - PRIX GLADIATEUR - 3100m
dimanche 6 septembre 2020 - 17:38

Cheval **CALLED TO THE BAR**
 Jockey **M. GUYON**
 Rang d'arrivée **1**
 Temps de parcours **03:21.49**
 Tronçon le plus rapide **00:06.04** (tronçon 2200m - 2000m)
 Vitesse maximale **67.50** (tronçon 400m - 200m)
 Vitesse moyenne **56.7**

Données de tracking

Tronçons de 200m	DEP 3000m	3000m 2800m	2800m 2600m	2600m 2400m	2400m 2200m	2200m 2000m	2000m 1800m	1800m 1600m	1600m 1400m	1400m 1200m	1200m 1000m	1000m 800m	800m 600m	600m 400m	400m 200m	200m ARR
Temps de parcours	00:11.75	00:24.81	00:37.64	00:50.92	01:10.37	01:16.42	01:29.49	01:42.81	01:56.36	02:09.35	02:22.06	02:34.83	02:47.00	02:58.52	03:09.70	03:21.49
Temps du tronçon	00:11.80	00:13.06	00:12.83	00:13.27	00:19.45	00:06.04	00:13.06	00:13.32	00:13.54	00:12.99	00:12.70	00:12.76	00:12.16	00:11.51	00:11.18	00:11.78
Vitesse moyenne	38	55	58.2	59.8	56.8	56.9	54.6	54.2	53.7	56.5	57.8	58.5	59.2	63.5	64.5	61.2

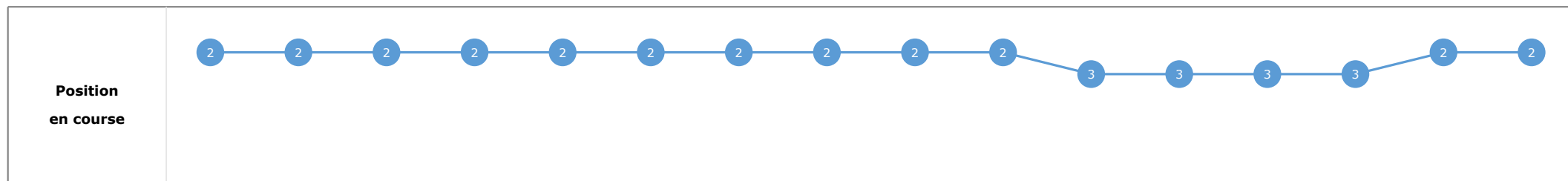
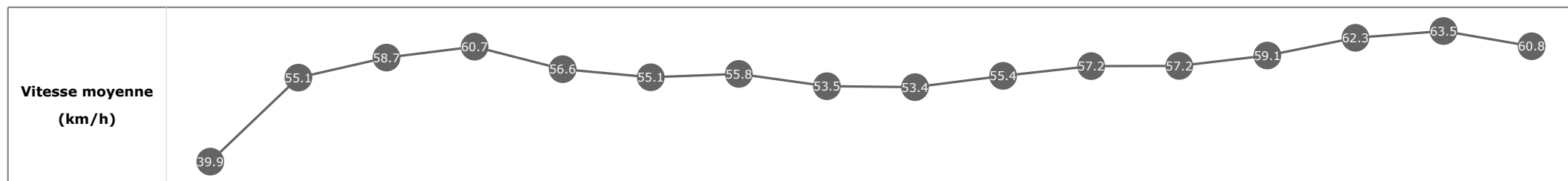


Statistiques Tracking
PARISLONGCHAMP
C8 - PRIX GLADIATEUR - 3100m
dimanche 6 septembre 2020 - 17:38

Cheval **THINK OF ME**
 Jockey **PC. BOUDOT**
 Rang d'arrivée **2**
 Temps de parcours **03:21.60**
 Tronçon le plus rapide **00:06.25** (tronçon 2200m - 2000m)
 Vitesse maximale **66.56** (tronçon 2800m - 2600m)
 Vitesse moyenne **56.6**

Données de tracking

Tronçons de 200m	DEP 3000m	3000m 2800m	2800m 2600m	2600m 2400m	2400m 2200m	2200m 2000m	2000m 1800m	1800m 1600m	1600m 1400m	1400m 1200m	1200m 1000m	1000m 800m	800m 600m	600m 400m	400m 200m	200m ARR
Temps de parcours	00:11.11	00:24.26	00:36.87	00:49.90	01:09.34	01:15.59	01:28.43	01:41.90	01:55.53	02:08.78	02:21.67	02:34.47	02:46.69	02:58.40	03:09.76	03:21.60
Temps du tronçon	00:11.15	00:13.15	00:12.61	00:13.02	00:19.44	00:06.25	00:12.84	00:13.46	00:13.63	00:13.24	00:12.88	00:12.80	00:12.21	00:11.70	00:11.36	00:11.83
Vitesse moyenne	39.9	55.1	58.7	60.7	56.6	55.1	55.8	53.5	53.4	55.4	57.2	57.2	59.1	62.3	63.5	60.8

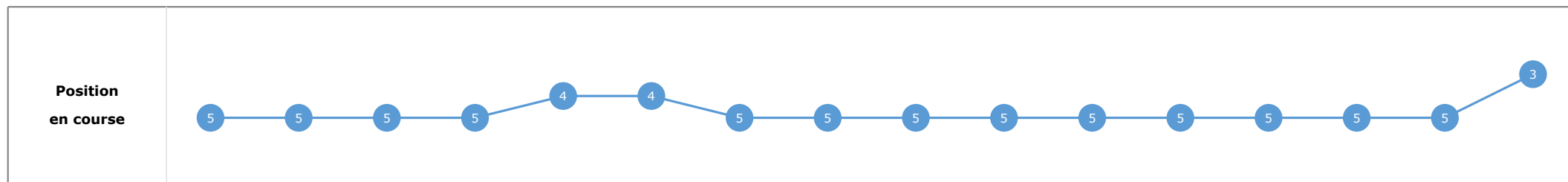
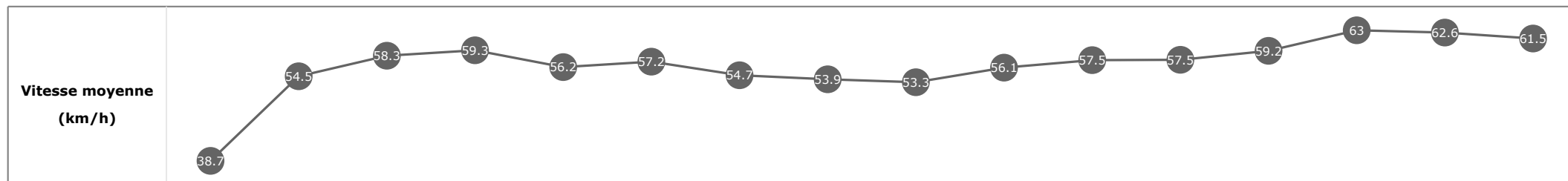


Statistiques Tracking
PARISLONGCHAMP
C8 - PRIX GLADIATEUR - 3100m
dimanche 6 septembre 2020 - 17:38

Cheval **SUBLIMIS**
 Jockey **M. BARZALONA**
 Rang d'arrivée **3**
 Temps de parcours **03:21.71**
 Tronçon le plus rapide **00:06.13** (tronçon 2200m - 2000m)
 Vitesse maximale **66.28** (tronçon 200m - ARR)
 Vitesse moyenne **56.4**

Données de tracking

Tronçons de 200m	DEP 3000m	3000m 2800m	2800m 2600m	2600m 2400m	2400m 2200m	2200m 2000m	2000m 1800m	1800m 1600m	1600m 1400m	1400m 1200m	1200m 1000m	1000m 800m	800m 600m	600m 400m	400m 200m	200m ARR
Temps de parcours	00:11.49	00:24.71	00:37.40	00:50.58	01:10.00	01:16.14	01:29.11	01:42.52	01:56.15	02:09.18	02:21.97	02:34.76	02:46.96	02:58.55	03:10.01	03:21.71
Temps du tronçon	00:11.54	00:13.22	00:12.69	00:13.17	00:19.41	00:06.13	00:12.96	00:13.41	00:13.63	00:13.03	00:12.78	00:12.78	00:12.20	00:11.59	00:11.45	00:11.70
Vitesse moyenne	38.7	54.5	58.3	59.3	56.2	57.2	54.7	53.9	53.3	56.1	57.5	57.5	59.2	63	62.6	61.5

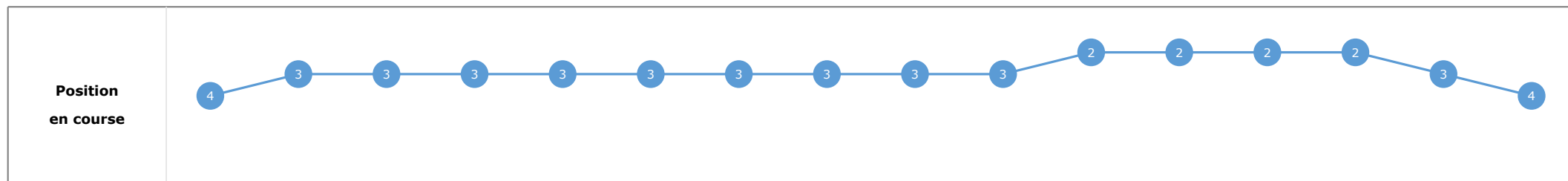
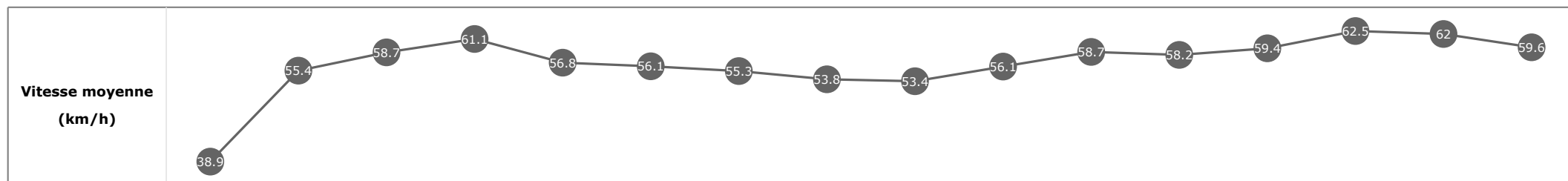


Statistiques Tracking
PARISLONGCHAMP
C8 - PRIX GLADIATEUR - 3100m
dimanche 6 septembre 2020 - 17:38

Cheval **WINDSTOSS**
 Jockey I. MENDIZABAL
 Rang d'arrivée **4**
 Temps de parcours **03:21.94**
 Tronçon le plus rapide **00:06.18** (tronçon 2200m - 2000m)
 Vitesse maximale **67.03** (tronçon 2800m - 2600m)
 Vitesse moyenne **56.7**

Données de tracking

Tronçons de 200m	DEP 3000m	3000m 2800m	2800m 2600m	2600m 2400m	2400m 2200m	2200m 2000m	2000m 1800m	1800m 1600m	1600m 1400m	1400m 1200m	1200m 1000m	1000m 800m	800m 600m	600m 400m	400m 200m	200m ARR
Temps de parcours	00:11.45	00:24.47	00:37.16	00:50.22	01:09.70	01:15.89	01:28.78	01:42.20	01:55.83	02:08.91	02:21.57	02:34.34	02:46.53	02:58.23	03:09.85	03:21.94
Temps du tronçon	00:11.50	00:13.02	00:12.68	00:13.06	00:19.47	00:06.18	00:12.89	00:13.42	00:13.62	00:13.07	00:12.66	00:12.77	00:12.19	00:11.69	00:11.61	00:12.09
Vitesse moyenne	38.9	55.4	58.7	61.1	56.8	56.1	55.3	53.8	53.4	56.1	58.7	58.2	59.4	62.5	62	59.6

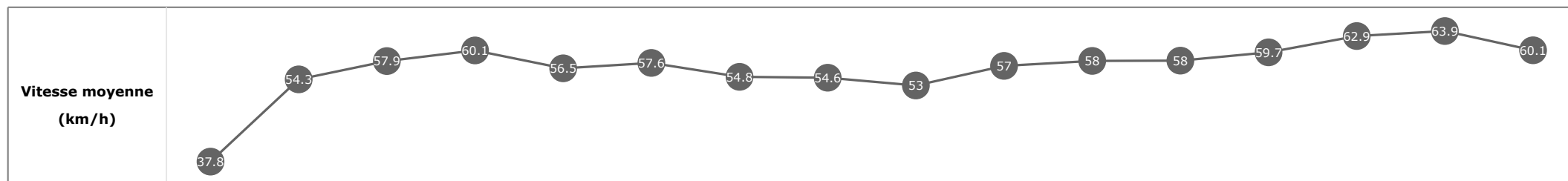


Statistiques Tracking
PARISLONGCHAMP
C8 - PRIX GLADIATEUR - 3100m
dimanche 6 septembre 2020 - 17:38

Cheval **HIGH DREAM**
 Jockey T. BACHELOT
 Rang d'arrivée **5**
 Temps de parcours **03:22.07**
 Tronçon le plus rapide **00:06.01** (tronçon 2200m - 2000m)
 Vitesse maximale **66.60** (tronçon 400m - 200m)
 Vitesse moyenne **56.6**

Données de tracking

Tronçons de 200m	DEP 3000m	3000m 2800m	2800m 2600m	2600m 2400m	2400m 2200m	2200m 2000m	2000m 1800m	1800m 1600m	1600m 1400m	1400m 1200m	1200m 1000m	1000m 800m	800m 600m	600m 400m	400m 200m	200m ARR
Temps de parcours	00:11.71	00:25.01	00:37.93	00:51.22	01:10.78	01:16.80	01:29.80	01:43.13	01:56.70	02:09.67	02:22.32	02:35.07	02:47.23	02:58.80	03:10.08	03:22.07
Temps du tronçon	00:11.76	00:13.30	00:12.91	00:13.28	00:19.56	00:06.01	00:13.00	00:13.32	00:13.57	00:12.97	00:12.64	00:12.75	00:12.16	00:11.56	00:11.28	00:11.99
Vitesse moyenne	37.8	54.3	57.9	60.1	56.5	57.6	54.8	54.6	53	57	58	58	59.7	62.9	63.9	60.1

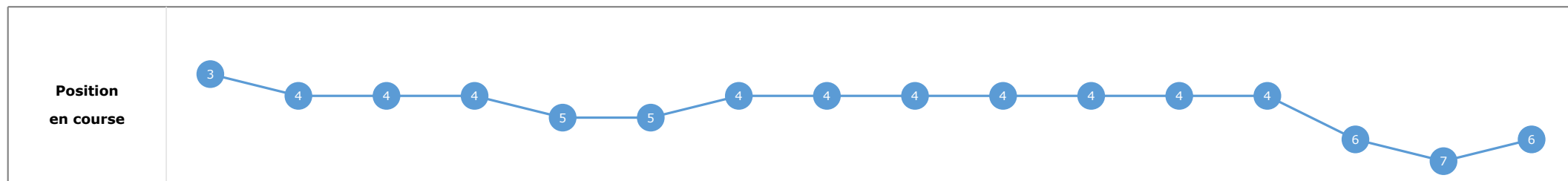
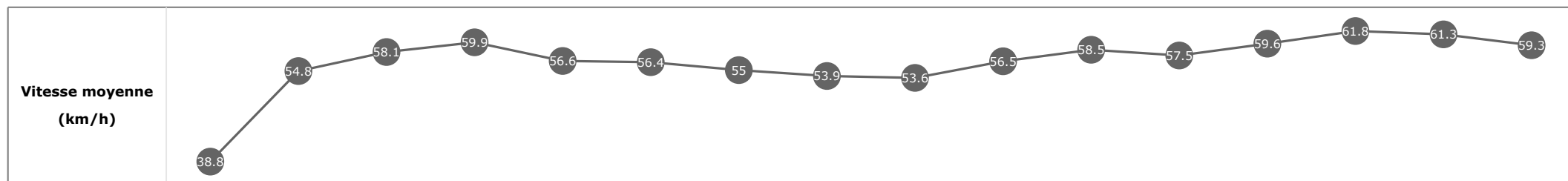


Statistiques Tracking
PARISLONGCHAMP
C8 - PRIX GLADIATEUR - 3100m
dimanche 6 septembre 2020 - 17:38

Cheval **QUIAN**
 Jockey **C. DEMURO**
 Rang d'arrivée **6**
 Temps de parcours **03:22.49**
 Tronçon le plus rapide **00:06.12** (tronçon 2200m - 2000m)
 Vitesse maximale **65.27** (tronçon 2800m - 2600m)
 Vitesse moyenne **56.4**

Données de tracking

Tronçons de 200m	DEP 3000m	3000m 2800m	2800m 2600m	2600m 2400m	2400m 2200m	2200m 2000m	2000m 1800m	1800m 1600m	1600m 1400m	1400m 1200m	1200m 1000m	1000m 800m	800m 600m	600m 400m	400m 200m	200m ARR
Temps de parcours	00:11.41	00:24.59	00:37.36	00:50.56	01:10.04	01:16.16	01:29.08	01:42.50	01:56.00	02:09.14	02:21.83	02:34.62	02:46.79	02:58.64	03:10.37	03:22.49
Temps du tronçon	00:11.45	00:13.18	00:12.77	00:13.20	00:19.47	00:06.12	00:12.92	00:13.41	00:13.50	00:13.14	00:12.68	00:12.78	00:12.16	00:11.85	00:11.73	00:12.12
Vitesse moyenne	38.8	54.8	58.1	59.9	56.6	56.4	55	53.9	53.6	56.5	58.5	57.5	59.6	61.8	61.3	59.3



Statistiques Tracking
PARISLONGCHAMP
C8 - PRIX GLADIATEUR - 3100m
dimanche 6 septembre 2020 - 17:38

Cheval **GET SHIRTY**
 Jockey **C. SOUMILLON**
 Rang d'arrivée **7**
 Temps de parcours **03:22.64**
 Tronçon le plus rapide **00:06.26** (tronçon 2200m - 2000m)
 Vitesse maximale **71.82** (tronçon 2800m - 2600m)
 Vitesse moyenne **56.8**

Données de tracking

Tronçons de 200m	DEP 3000m	3000m 2800m	2800m 2600m	2600m 2400m	2400m 2200m	2200m 2000m	2000m 1800m	1800m 1600m	1600m 1400m	1400m 1200m	1200m 1000m	1000m 800m	800m 600m	600m 400m	400m 200m	200m ARR
Temps de parcours	00:11.07	00:23.87	00:36.45	00:49.38	01:09.06	01:15.33	01:28.14	01:41.61	01:55.17	02:08.48	02:21.37	02:34.18	02:46.46	02:58.18	03:09.89	03:22.64
Temps du tronçon	00:11.11	00:12.80	00:12.57	00:12.93	00:19.68	00:06.26	00:12.81	00:13.47	00:13.55	00:13.31	00:12.88	00:12.80	00:12.28	00:11.72	00:11.70	00:12.74
Vitesse moyenne	40.2	56.3	59.9	65.7	57.7	54.9	56	53.4	53.6	55.3	57	57.5	59	62.1	61.5	56.7

