

**Statistiques Tracking**  
**CHANTILLY**  
**C4 - PRIX DE CONDE - 1800m**  
**lundi 28 septembre 2020 - 12:57**

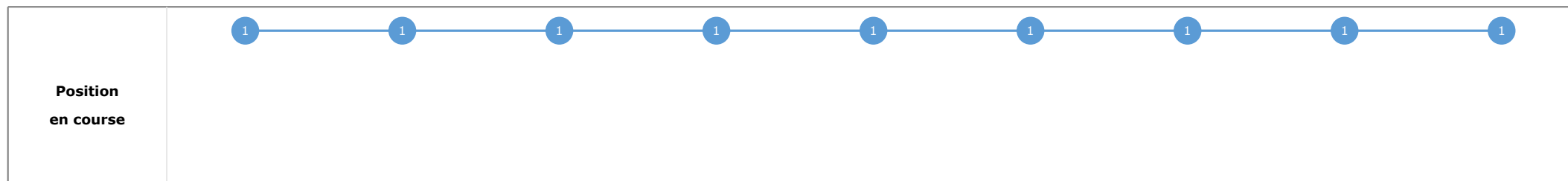
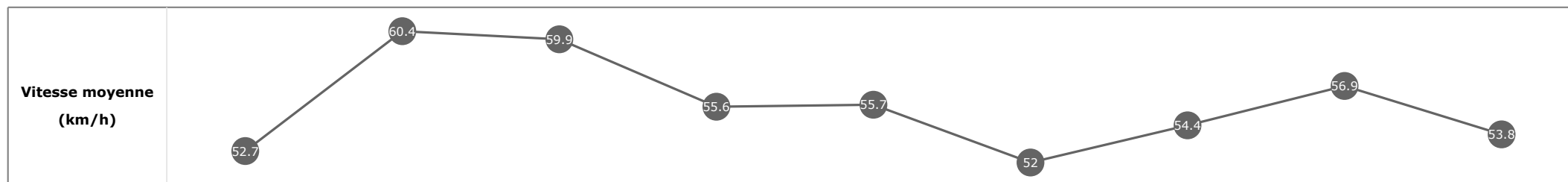
Partant (corde)	Cheval	Arrivée officielle	Tronçons de 200m		DEP - 1000m	1000m - 800m	800m - 600m	600m - 400m	400m - 200m	200m - ARR	Temps officiel	Derniers 600m	Parcouru vs. 1er
			Vitesse Max	200m les plus rapides	Temps passage en tête	Durée du tronçon	00:49.89	01:03.29	01:17.55	01:30.84			
					00:49.89	00:13.39	00:14.26	00:13.28	00:12.63	00:13.39			
					T1	T2	T3	T4	T5	T6			
1 (4)	<b>MAKALOUN</b> C. DEMURO	1	61.78 T1	00:11.52 T1	<b>00:49.89</b> 1 00:49.89	<b>01:03.29</b> 1 00:13.39	<b>01:17.55</b> 1 00:14.26	<b>01:30.84</b> 1 00:13.28	<b>01:43.47</b> 1 00:12.63	<b>01:56.87</b> 00:13.39	1'56"53	00:39.31	
8 (3)	<b>ANASIA</b> M. GUYON	2	62.93 T1	00:11.66 T1	<b>00:50.10</b> 3 00:50.10	<b>01:03.47</b> 2 00:13.36	<b>01:17.79</b> 3 00:14.31	<b>01:31.02</b> 2 00:13.23	<b>01:43.85</b> 2 00:12.83	<b>01:57.54</b> 00:13.68	1'57"30	00:39.74	2.79
4 (2)	<b>KERGRIST</b> J. GROSJEAN	3	61.56 T1	00:11.53 T1	<b>00:50.08</b> 2 00:50.08	<b>01:03.55</b> 3 00:13.46	<b>01:17.76</b> 2 00:14.21	<b>01:31.06</b> 3 00:13.29	<b>01:44.17</b> 3 00:13.10	<b>01:58.11</b> 00:13.94	1'57"91	00:40.34	-0.38
6 (1)	<b>SALONLOVE</b> C. LECOEVRE	4	61.16 T1	00:11.70 T1	<b>00:50.33</b> 5 00:50.33	<b>01:03.64</b> 4 00:13.30	<b>01:18.08</b> 5 00:14.44	<b>01:31.29</b> 5 00:13.21	<b>01:44.37</b> 5 00:13.08	<b>01:58.46</b> 00:14.08	1'58"20	00:40.38	1.27
7 (7)	<b>MAGNA MATER</b> M. BARZALONA	5	63.18 T1	00:11.90 T1	<b>00:50.59</b> 8 00:50.59	<b>01:04.06</b> 7 00:13.46	<b>01:18.30</b> 7 00:14.24	<b>01:31.41</b> 7 00:13.11	<b>01:44.37</b> 4 00:12.95	<b>01:58.53</b> 00:14.15	1'58"30	00:40.22	2.87
3 (6)	<b>SHUT THE BOX</b> PC. BOUDOT	6	62.42 T1	00:11.90 T1	<b>00:50.36</b> 6 00:50.36	<b>01:03.80</b> 6 00:13.43	<b>01:18.08</b> 6 00:14.27	<b>01:31.38</b> 6 00:13.30	<b>01:44.54</b> 6 00:13.15	<b>01:59.57</b> 00:15.03	1'59"32	00:41.49	3.43
2 (8)	<b>AREEN</b> T. BACHELOT	7	61.67 T1	00:11.76 T1	<b>00:50.26</b> 4 00:50.26	<b>01:03.67</b> 5 00:13.40	<b>01:17.99</b> 4 00:14.32	<b>01:31.23</b> 4 00:13.23	<b>01:44.69</b> 7 00:13.46	<b>02:00.10</b> 00:15.40	1'59"83	00:42.10	6.44
5 (5)	<b>ASPIRANTE</b> O. PESLIER	8	60.48 T1	00:11.80 T1	<b>00:50.55</b> 7 00:50.55	<b>01:04.10</b> 8 00:13.55	<b>01:18.89</b> 8 00:14.78	<b>01:32.32</b> 8 00:13.43	<b>01:46.15</b> 8 00:13.82	<b>02:01.85</b> 00:15.70	2'01"56	00:42.96	4.86

**Statistiques Tracking**  
**CHANTILLY**  
**C4 - PRIX DE CONDE - 1800m**  
**lundi 28 septembre 2020 - 12:57**

Cheval **MAKALOUN**  
 Jockey **C. DEMURO**  
 Rang d'arrivée **1**  
 Temps de parcours **01:56.87**  
 Tronçon le plus rapide **00:11.52** (tronçon DEP - 1600m)  
 Vitesse maximale **61.78** (tronçon 1600m - 1400m)  
 Vitesse moyenne **54.9**

**Données de tracking**

Tronçons de 200m	DEP 1600m	1600m 1400m	1400m 1200m	1200m 1000m	1000m 800m	800m 600m	600m 400m	400m 200m	200m ARR
<b>Temps de parcours</b>	<b>00:12.92</b>	<b>00:24.78</b>	<b>00:36.85</b>	<b>00:49.89</b>	<b>01:03.29</b>	<b>01:17.55</b>	<b>01:30.84</b>	<b>01:43.47</b>	<b>01:56.87</b>
Temps du tronçon	00:11.52	00:11.86	00:12.07	00:13.03	00:13.39	00:14.26	00:13.28	00:12.63	00:13.39
<b>Vitesse moyenne</b>	52.7	60.4	59.9	55.6	55.7	52	54.4	56.9	53.8

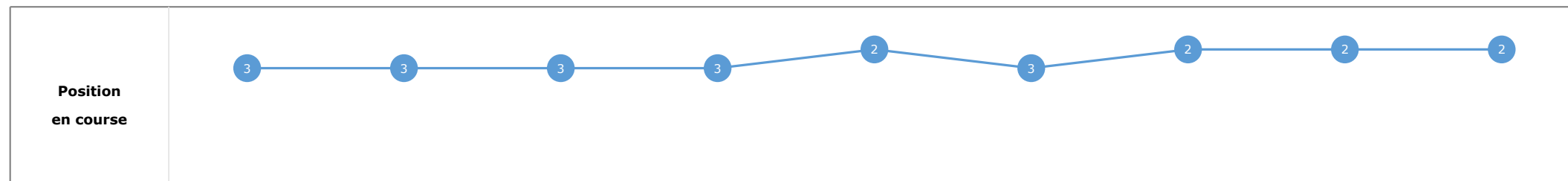
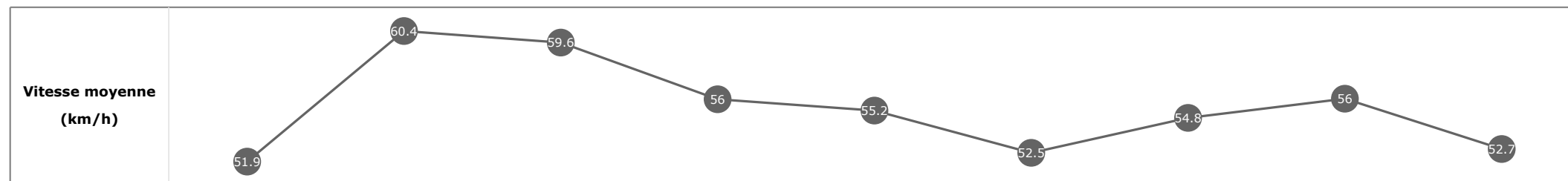


**Statistiques Tracking**  
**CHANTILLY**  
**C4 - PRIX DE CONDE - 1800m**  
**lundi 28 septembre 2020 - 12:57**

Cheval **ANASIA**  
 Jockey **M. GUYON**  
 Rang d'arrivée **2**  
 Temps de parcours **01:57.54**  
 Tronçon le plus rapide **00:11.66** (tronçon DEP - 1600m)  
 Vitesse maximale **62.93** (tronçon 1600m - 1400m)  
 Vitesse moyenne **54.7**

**Données de tracking**

Tronçons de 200m	DEP 1600m	1600m 1400m	1400m 1200m	1200m 1000m	1000m 800m	800m 600m	600m 400m	400m 200m	200m ARR
<b>Temps de parcours</b>	<b>00:13.06</b>	<b>00:24.97</b>	<b>00:37.07</b>	<b>00:50.10</b>	<b>01:03.47</b>	<b>01:17.79</b>	<b>01:31.02</b>	<b>01:43.85</b>	<b>01:57.54</b>
Temps du tronçon	00:11.66	00:11.91	00:12.10	00:13.03	00:13.36	00:14.31	00:13.23	00:12.83	00:13.68
<b>Vitesse moyenne</b>	51.9	60.4	59.6	56	55.2	52.5	54.8	56	52.7

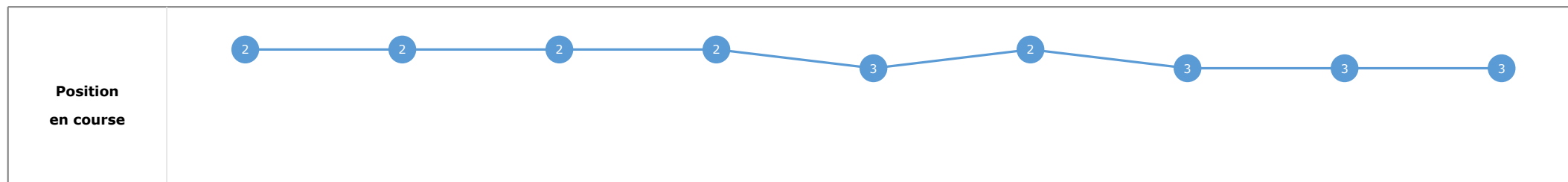
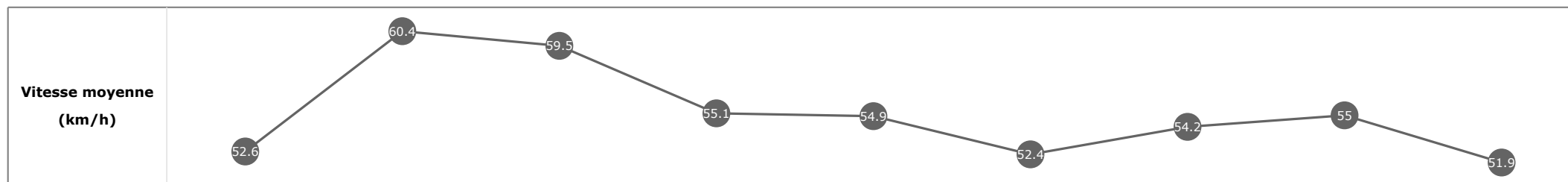


**Statistiques Tracking**  
**CHANTILLY**  
**C4 - PRIX DE CONDE - 1800m**  
**lundi 28 septembre 2020 - 12:57**

Cheval **KERGRIST**  
 Jockey **J. GROSJEAN**  
 Rang d'arrivée **3**  
 Temps de parcours **01:58.11**  
 Tronçon le plus rapide **00:11.53** (tronçon DEP - 1600m)  
 Vitesse maximale **61.56** (tronçon 1400m - 1200m)  
 Vitesse moyenne **54.3**

**Données de tracking**

Tronçons de 200m	DEP 1600m	1600m 1400m	1400m 1200m	1200m 1000m	1000m 800m	800m 600m	600m 400m	400m 200m	200m ARR
<b>Temps de parcours</b>	<b>00:12.93</b>	<b>00:24.84</b>	<b>00:36.95</b>	<b>00:50.08</b>	<b>01:03.55</b>	<b>01:17.76</b>	<b>01:31.06</b>	<b>01:44.17</b>	<b>01:58.11</b>
Temps du tronçon	00:11.53	00:11.91	00:12.10	00:13.12	00:13.46	00:14.21	00:13.29	00:13.10	00:13.94
<b>Vitesse moyenne</b>	52.6	60.4	59.5	55.1	54.9	52.4	54.2	55	51.9

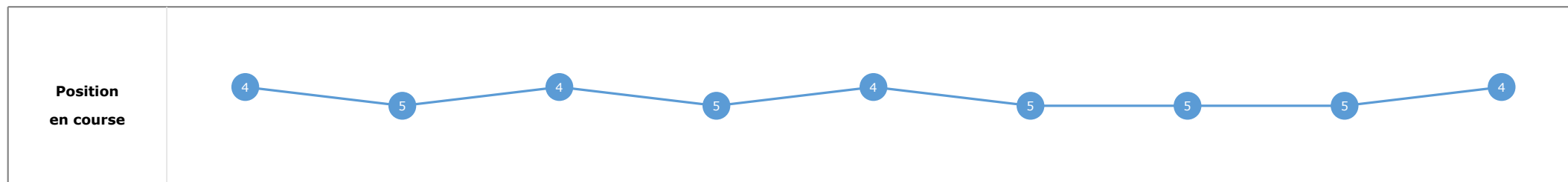
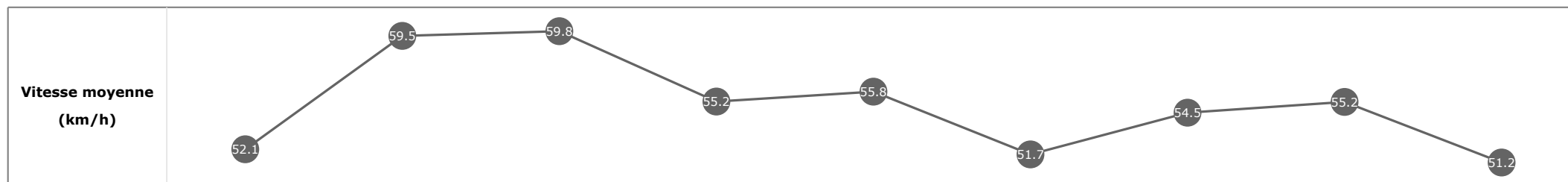


**Statistiques Tracking**  
**CHANTILLY**  
**C4 - PRIX DE CONDE - 1800m**  
**lundi 28 septembre 2020 - 12:57**

Cheval **SALONLOVE**  
 Jockey **C. LECOEVRE**  
 Rang d'arrivée **4**  
 Temps de parcours **01:58.46**  
 Tronçon le plus rapide **00:11.70** (tronçon DEP - 1600m)  
 Vitesse maximale **61.16** (tronçon 1400m - 1200m)  
 Vitesse moyenne **54.2**

**Données de tracking**

Tronçons de 200m	DEP 1600m	1600m 1400m	1400m 1200m	1200m 1000m	1000m 800m	800m 600m	600m 400m	400m 200m	200m ARR
<b>Temps de parcours</b>	<b>00:13.10</b>	<b>00:25.15</b>	<b>00:37.22</b>	<b>00:50.33</b>	<b>01:03.64</b>	<b>01:18.08</b>	<b>01:31.29</b>	<b>01:44.37</b>	<b>01:58.46</b>
Temps du tronçon	00:11.70	00:12.05	00:12.07	00:13.11	00:13.30	00:14.44	00:13.21	00:13.08	00:14.08
<b>Vitesse moyenne</b>	52.1	59.5	59.8	55.2	55.8	51.7	54.5	55.2	51.2


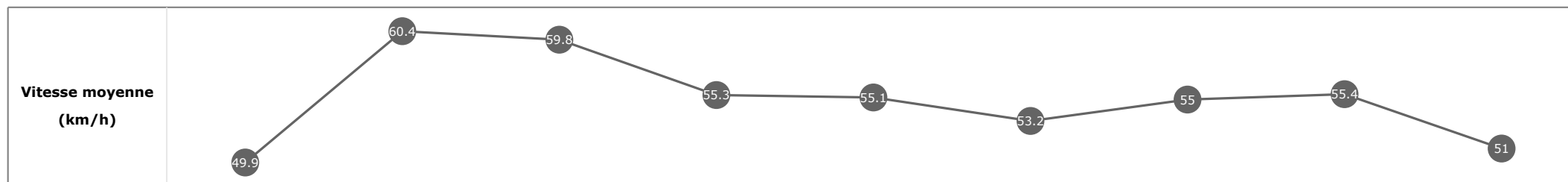


**Statistiques Tracking**  
**CHANTILLY**  
**C4 - PRIX DE CONDE - 1800m**  
**lundi 28 septembre 2020 - 12:57**

Cheval **MAGNA MATER**  
 Jockey **M. BARZALONA**  
 Rang d'arrivée **5**  
 Temps de parcours **01:58.53**  
 Tronçon le plus rapide **00:11.90** (tronçon 1600m - 1400m)  
 Vitesse maximale **63.18** (tronçon 1600m - 1400m)  
 Vitesse moyenne **54.3**

**Données de tracking**

Tronçons de 200m	DEP 1600m	1600m 1400m	1400m 1200m	1200m 1000m	1000m 800m	800m 600m	600m 400m	400m 200m	200m ARR
<b>Temps de parcours</b>	<b>00:13.55</b>	<b>00:25.46</b>	<b>00:37.49</b>	<b>00:50.59</b>	<b>01:04.06</b>	<b>01:18.30</b>	<b>01:31.41</b>	<b>01:44.37</b>	<b>01:58.53</b>
Temps du tronçon	00:12.15	00:11.90	00:12.03	00:13.09	00:13.46	00:14.24	00:13.11	00:12.95	00:14.15
<b>Vitesse moyenne</b>	49.9	60.4	59.8	55.3	55.1	53.2	55	55.4	51

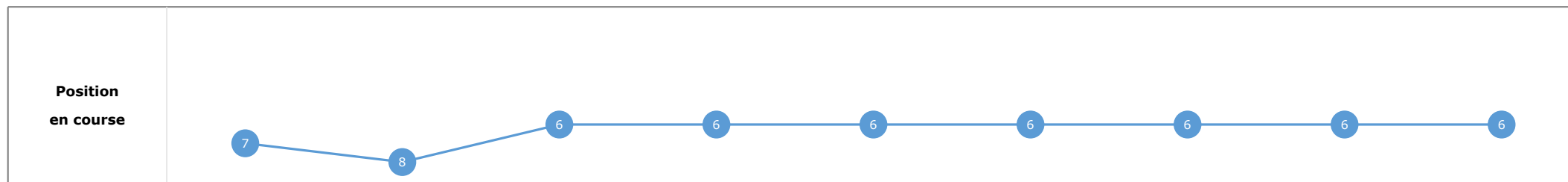
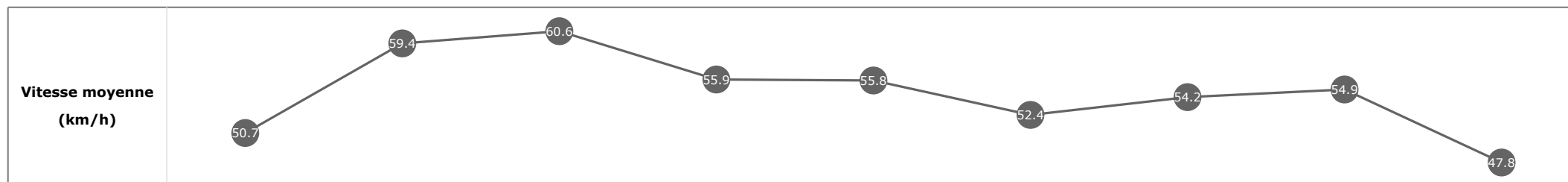


**Statistiques Tracking**  
**CHANTILLY**  
**C4 - PRIX DE CONDE - 1800m**  
**lundi 28 septembre 2020 - 12:57**

Cheval **SHUT THE BOX**  
 Jockey **PC. BOUDOT**  
 Rang d'arrivée **6**  
 Temps de parcours **01:59.57**  
 Tronçon le plus rapide **00:11.90** (tronçon 1400m - 1200m)  
 Vitesse maximale **62.42** (tronçon 1400m - 1200m)  
 Vitesse moyenne **53.8**

**Données de tracking**

Tronçons de 200m	DEP 1600m	1600m 1400m	1400m 1200m	1200m 1000m	1000m 800m	800m 600m	600m 400m	400m 200m	200m ARR
<b>Temps de parcours</b>	<b>00:13.41</b>	<b>00:25.47</b>	<b>00:37.37</b>	<b>00:50.36</b>	<b>01:03.80</b>	<b>01:18.08</b>	<b>01:31.38</b>	<b>01:44.54</b>	<b>01:59.57</b>
Temps du tronçon	00:12.01	00:12.06	00:11.90	00:12.99	00:13.43	00:14.27	00:13.30	00:13.15	00:15.03
<b>Vitesse moyenne</b>	50.7	59.4	60.6	55.9	55.8	52.4	54.2	54.9	47.8

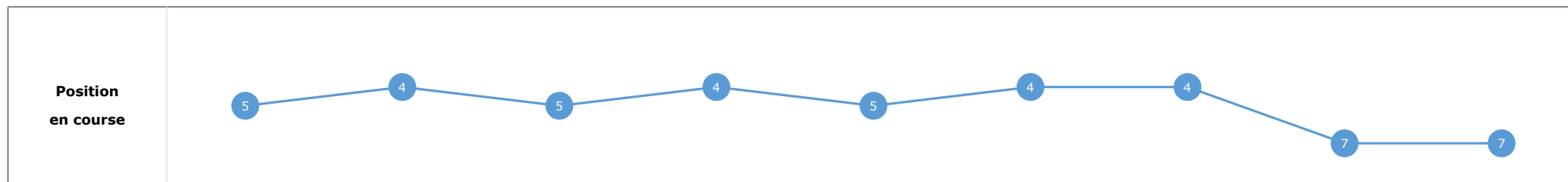
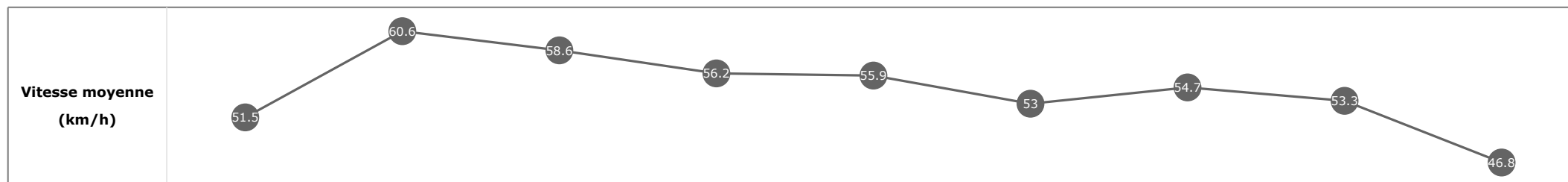


**Statistiques Tracking**  
**CHANTILLY**  
**C4 - PRIX DE CONDE - 1800m**  
**lundi 28 septembre 2020 - 12:57**

Cheval **AREEN**  
 Jockey T. BACHELOT  
 Rang d'arrivée **7**  
 Temps de parcours **02:00.10**  
 Tronçon le plus rapide **00:11.76** (tronçon DEP - 1600m)  
 Vitesse maximale **61.67** (tronçon 1600m - 1400m)  
 Vitesse moyenne **53.7**

**Données de tracking**

Tronçons de 200m	DEP 1600m	1600m 1400m	1400m 1200m	1200m 1000m	1000m 800m	800m 600m	600m 400m	400m 200m	200m ARR
<b>Temps de parcours</b>	<b>00:13.16</b>	<b>00:25.10</b>	<b>00:37.35</b>	<b>00:50.26</b>	<b>01:03.67</b>	<b>01:17.99</b>	<b>01:31.23</b>	<b>01:44.69</b>	<b>02:00.10</b>
Temps du tronçon	00:11.76	00:11.93	00:12.25	00:12.91	00:13.40	00:14.32	00:13.23	00:13.46	00:15.40
<b>Vitesse moyenne</b>	51.5	60.6	58.6	56.2	55.9	53	54.7	53.3	46.8





**Statistiques Tracking**  
**CHANTILLY**  
**C4 - PRIX DE CONDE - 1800m**  
**lundi 28 septembre 2020 - 12:57**

Cheval **ASPIRANTE**  
 Jockey **O. PESLIER**  
 Rang d'arrivée **8**  
 Temps de parcours **02:01.85**  
 Tronçon le plus rapide **00:11.80** (tronçon DEP - 1600m)  
 Vitesse maximale **60.48** (tronçon 1600m - 1400m)  
 Vitesse moyenne **52.8**

**Données de tracking**

Tronçons de 200m	DEP 1600m	1600m 1400m	1400m 1200m	1200m 1000m	1000m 800m	800m 600m	600m 400m	400m 200m	200m ARR
<b>Temps de parcours</b>	<b>00:13.20</b>	<b>00:25.34</b>	<b>00:37.65</b>	<b>00:50.55</b>	<b>01:04.10</b>	<b>01:18.89</b>	<b>01:32.32</b>	<b>01:46.15</b>	<b>02:01.85</b>
Temps du tronçon	00:11.80	00:12.14	00:12.31	00:12.89	00:13.55	00:14.78	00:13.43	00:13.82	00:15.70
<b>Vitesse moyenne</b>	51.6	59.1	58.6	56.3	55.2	51	53.9	52	45.8

