

Statistiques Tracking
PARISLONGCHAMP
C6 - QATAR PRIX VERMEILLE - 2400m
dimanche 13 septembre 2020 - 16:35

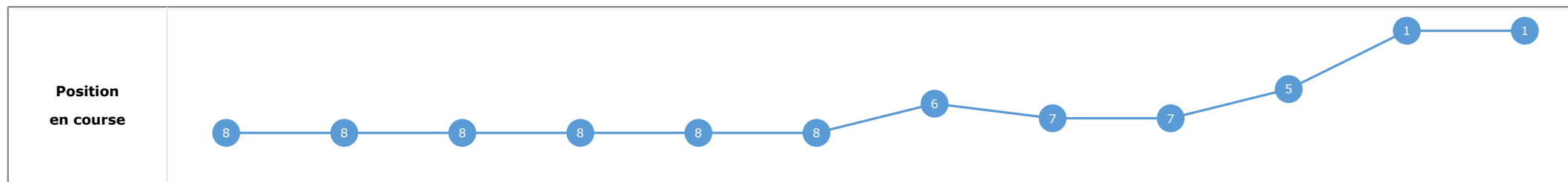
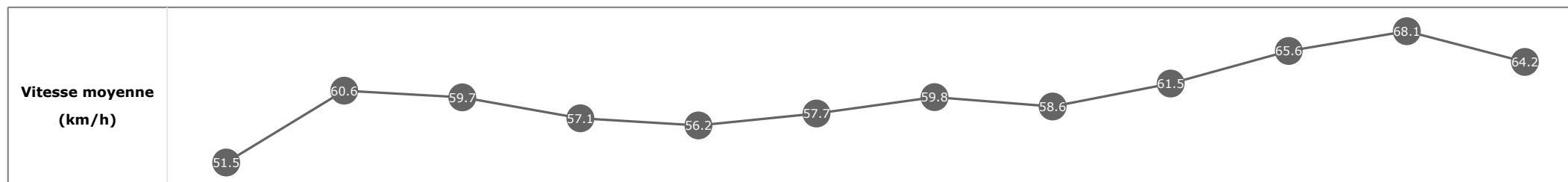
Partant (corde)	Cheval	Arrivée officielle	Tronçons de 200m		DEP - 1000m	1000m - 800m	800m - 600m	600m - 400m	400m - 200m	200m - ARR	Temps officiel	Derniers 600m	Parcouru vs. 1er
			Vitesse Max	200m les plus rapides	Temps passage en tête	Durée du tronçon	01:28.55	01:40.82	01:52.67	02:03.94			
					T1	T2	T3	T4	T5	T6			
2 (10)	TARNAWA C. SOUMILLON	1	69.88 T5	00:10.63 T5	01:29.12 6 01:29.12	01:41.46 7 00:12.33	01:53.22 7 00:11.76	02:04.25 5 00:11.02	02:14.88 1 00:10.63	02:26.04 00:11.15	2'26"42	00:32.81	
6 (9)	RAABIHAH C. DEMURO	2	69.26 T5	00:10.74 T5	01:29.39 10 01:29.39	01:41.73 10 00:12.33	01:53.47 10 00:11.73	02:04.43 7 00:10.96	02:15.18 5 00:10.74	02:26.48 00:11.30	2'26"82	00:33.01	1.22
4 (5)	DAME MALLIOT L. DETTORI	3	66.92 T5	00:10.99 T5	01:28.55 1 01:28.55	01:40.82 1 00:12.27	01:52.67 1 00:11.85	02:03.94 1 00:11.26	02:14.94 2 00:10.99	02:26.47 00:11.52	2'26"83	00:33.79	-4.05
8 (7)	LABURNUM PC. BOUDOT	4	69.55 T5	00:10.85 T5	01:28.93 4 01:28.93	01:41.20 4 00:12.27	01:53.00 4 00:11.80	02:04.16 3 00:11.15	02:15.01 3 00:10.85	02:26.57 00:11.55	2'26"91	00:33.56	-1.53
10 (8)	WONDERFUL TONIGHT T. PICCONE	5	66.46 T5	00:11.05 T5	01:28.72 2 01:28.72	01:40.98 2 00:12.26	01:52.83 2 00:11.84	02:04.03 2 00:11.19	02:15.08 4 00:11.05	02:26.66 00:11.57	2'27"00	00:33.83	-1.68
9 (1)	EVEN SO G.F.. CARROLL	6	67.32 T5	00:11.00 T5	01:28.77 3 01:28.77	01:41.12 3 00:12.34	01:52.93 3 00:11.81	02:04.20 4 00:11.26	02:15.20 6 00:11.00	02:26.71 00:11.51	2'27"07	00:33.78	-2.50
3 (4)	MASHAEL V. CHEMINAUD	7	67.90 T5	00:10.85 T5	01:29.28 8 01:29.28	01:41.55 8 00:12.27	01:53.33 8 00:11.78	02:04.48 8 00:11.14	02:15.33 7 00:10.85	02:26.91 00:11.58	2'27"23	00:33.57	-0.25
5 (6)	VALIA G. MOSSE	8	67.07 T5	00:11.03 T5	01:29.38 9 01:29.38	01:41.67 9 00:12.28	01:53.41 9 00:11.73	02:04.61 10 00:11.20	02:15.65 9 00:11.03	02:27.12 00:11.46	2'27"43	00:33.70	-3.41
1 (2)	GRAND GLORY S. PASQUIER	9	67.43 T5	00:11.17 T5	01:29.06 5 01:29.06	01:41.25 5 00:12.18	01:53.10 5 00:11.85	02:04.43 6 00:11.32	02:15.60 8 00:11.17	02:27.65 00:12.04	2'27"99	00:34.55	-2.97
7 (3)	ALKANDORA M. BARZALONA												

Statistiques Tracking
PARISLONGCHAMP
C6 - QATAR PRIX VERMEILLE - 2400m
dimanche 13 septembre 2020 - 16:35

Cheval **TARNAWA**
 Jockey **C. SOUMILLON**
 Rang d'arrivée **1**
 Temps de parcours **02:26.04**
 Tronçon le plus rapide **00:10.63** (tronçon 400m - 200m)
 Vitesse maximale **69.88** (tronçon 400m - 200m)
 Vitesse moyenne **59.2**

Données de tracking

Tronçons de 200m	DEP 2200m	2200m 2000m	2000m 1800m	1800m 1600m	1600m 1400m	1400m 1200m	1200m 1000m	1000m 800m	800m 600m	600m 400m	400m 200m	200m ARR
Temps de parcours	00:15.19	00:27.03	00:39.11	00:51.67	01:04.54	01:17.05	01:29.12	01:41.46	01:53.22	02:04.25	02:14.88	02:26.04
Temps du tronçon	00:13.81	00:11.84	00:12.07	00:12.56	00:12.87	00:12.51	00:12.07	00:12.33	00:11.76	00:11.02	00:10.63	00:11.15
Vitesse moyenne	51.5	60.6	59.7	57.1	56.2	57.7	59.8	58.6	61.5	65.6	68.1	64.2


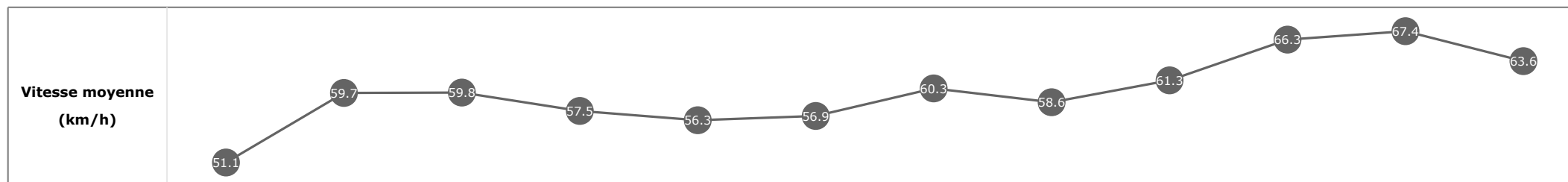


Statistiques Tracking
PARISLONGCHAMP
C6 - QATAR PRIX VERMEILLE - 2400m
dimanche 13 septembre 2020 - 16:35

Cheval **RAABIHAH**
 Jockey **C. DEMURO**
 Rang d'arrivée **2**
 Temps de parcours **02:26.48**
 Tronçon le plus rapide **00:10.74** (tronçon 400m - 200m)
 Vitesse maximale **69.26** (tronçon 400m - 200m)
 Vitesse moyenne **59**

Données de tracking

Tronçons de 200m	DEP 2200m	2200m 2000m	2000m 1800m	1800m 1600m	1600m 1400m	1400m 1200m	1200m 1000m	1000m 800m	800m 600m	600m 400m	400m 200m	200m ARR
Temps de parcours	00:15.29	00:27.27	00:39.40	00:51.92	01:04.72	01:17.35	01:29.39	01:41.73	01:53.47	02:04.43	02:15.18	02:26.48
Temps du tronçon	00:13.91	00:11.98	00:12.12	00:12.52	00:12.80	00:12.63	00:12.04	00:12.33	00:11.73	00:10.96	00:10.74	00:11.30
Vitesse moyenne	51.1	59.7	59.8	57.5	56.3	56.9	60.3	58.6	61.3	66.3	67.4	63.6

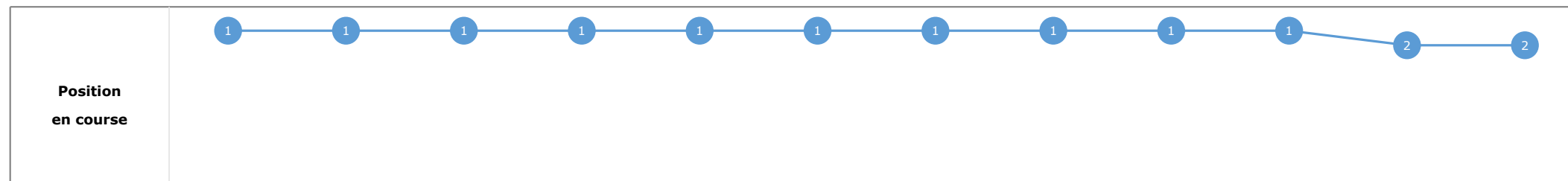
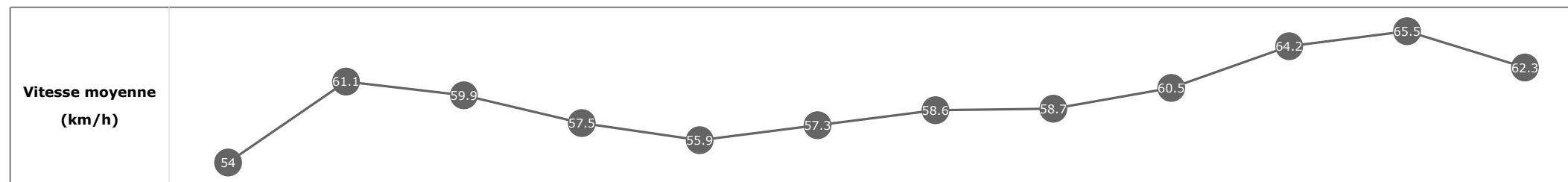


Statistiques Tracking
PARISLONGCHAMP
C6 - QATAR PRIX VERMEILLE - 2400m
dimanche 13 septembre 2020 - 16:35

Cheval **DAME MALLIOT**
 Jockey **L. DETTORI**
 Rang d'arrivée **3**
 Temps de parcours **02:26.47**
 Tronçon le plus rapide **00:10.99** (tronçon 400m - 200m)
 Vitesse maximale **66.92** (tronçon 400m - 200m)
 Vitesse moyenne **58.9**

Données de tracking

Tronçons de 200m	DEP 2200m	2200m 2000m	2000m 1800m	1800m 1600m	1600m 1400m	1400m 1200m	1200m 1000m	1000m 800m	800m 600m	600m 400m	400m 200m	200m ARR
Temps de parcours	00:14.51	00:26.25	00:38.32	00:50.89	01:03.73	01:16.31	01:28.55	01:40.82	01:52.67	02:03.94	02:14.94	02:26.47
Temps du tronçon	00:13.13	00:11.74	00:12.06	00:12.57	00:12.84	00:12.58	00:12.24	00:12.27	00:11.85	00:11.26	00:10.99	00:11.52
Vitesse moyenne	54	61.1	59.9	57.5	55.9	57.3	58.6	58.7	60.5	64.2	65.5	62.3

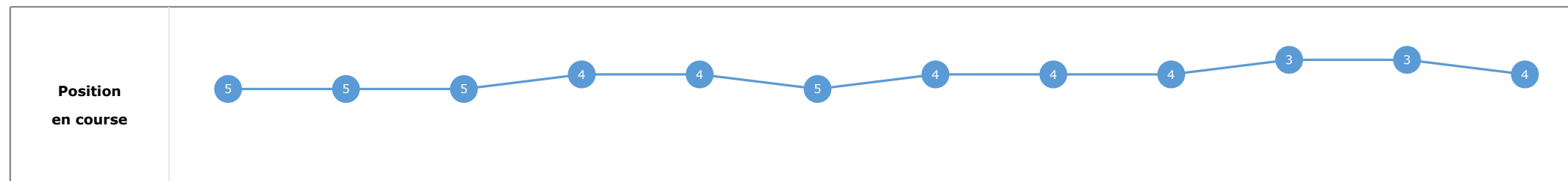
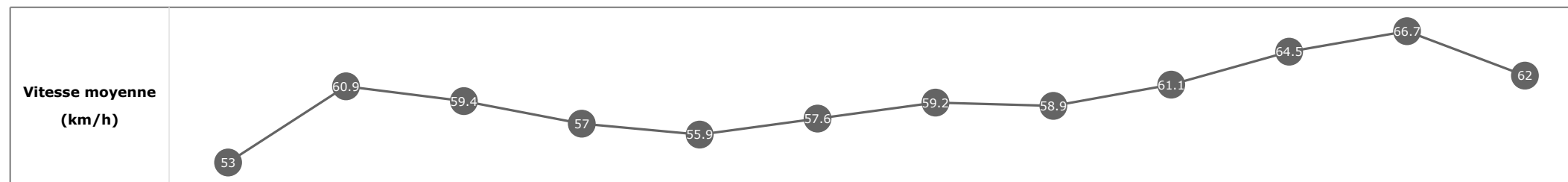


Statistiques Tracking
PARISLONGCHAMP
C6 - QATAR PRIX VERMEILLE - 2400m
dimanche 13 septembre 2020 - 16:35

Cheval **LABURNUM**
 Jockey **PC. BOUDOT**
 Rang d'arrivée **4**
 Temps de parcours **02:26.57**
 Tronçon le plus rapide **00:10.85** (tronçon 400m - 200m)
 Vitesse maximale **69.55** (tronçon 400m - 200m)
 Vitesse moyenne **58.9**

Données de tracking

Tronçons de 200m	DEP 2200m	2200m 2000m	2000m 1800m	1800m 1600m	1600m 1400m	1400m 1200m	1200m 1000m	1000m 800m	800m 600m	600m 400m	400m 200m	200m ARR
Temps de parcours	00:14.78	00:26.54	00:38.65	00:51.27	01:04.23	01:16.76	01:28.93	01:41.20	01:53.00	02:04.16	02:15.01	02:26.57
Temps du tronçon	00:13.40	00:11.75	00:12.11	00:12.62	00:12.95	00:12.53	00:12.16	00:12.27	00:11.80	00:11.15	00:10.85	00:11.55
Vitesse moyenne	53	60.9	59.4	57	55.9	57.6	59.2	58.9	61.1	64.5	66.7	62

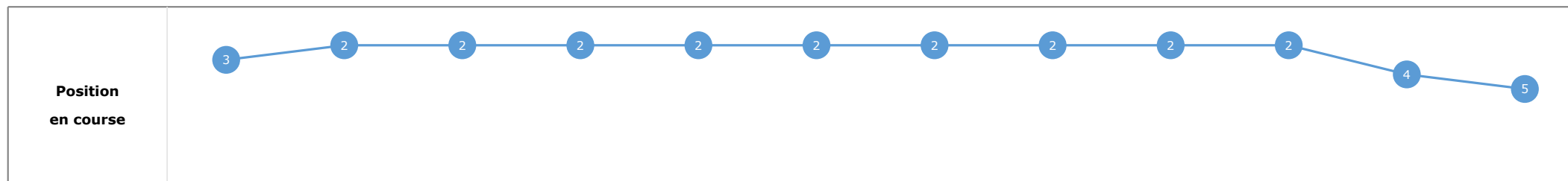
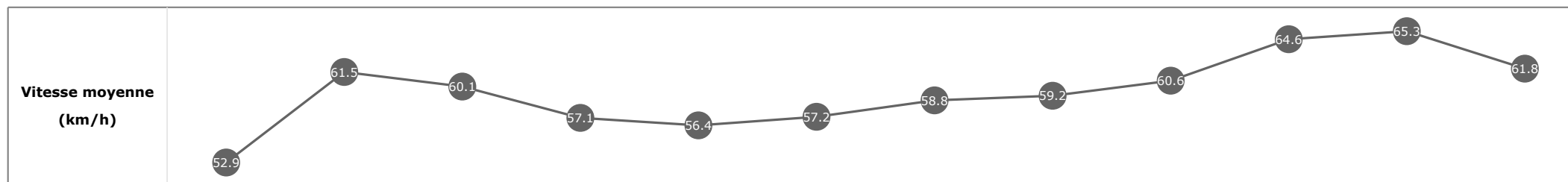


Statistiques Tracking
PARISLONGCHAMP
C6 - QATAR PRIX VERMEILLE - 2400m
dimanche 13 septembre 2020 - 16:35

Cheval **WONDERFUL TONIGHT**
 Jockey T. PICCONE
 Rang d'arrivée **5**
 Temps de parcours **02:26.66**
 Tronçon le plus rapide **00:11.05** (tronçon 400m - 200m)
 Vitesse maximale **66.46** (tronçon 400m - 200m)
 Vitesse moyenne **58.9**

Données de tracking

Tronçons de 200m	DEP 2200m	2200m 2000m	2000m 1800m	1800m 1600m	1600m 1400m	1400m 1200m	1200m 1000m	1000m 800m	800m 600m	600m 400m	400m 200m	200m ARR
Temps de parcours	00:14.75	00:26.45	00:38.50	00:51.06	01:03.90	01:16.50	01:28.72	01:40.98	01:52.83	02:04.03	02:15.08	02:26.66
Temps du tronçon	00:13.37	00:11.70	00:12.04	00:12.56	00:12.84	00:12.59	00:12.22	00:12.26	00:11.84	00:11.19	00:11.05	00:11.57
Vitesse moyenne	52.9	61.5	60.1	57.1	56.4	57.2	58.8	59.2	60.6	64.6	65.3	61.8

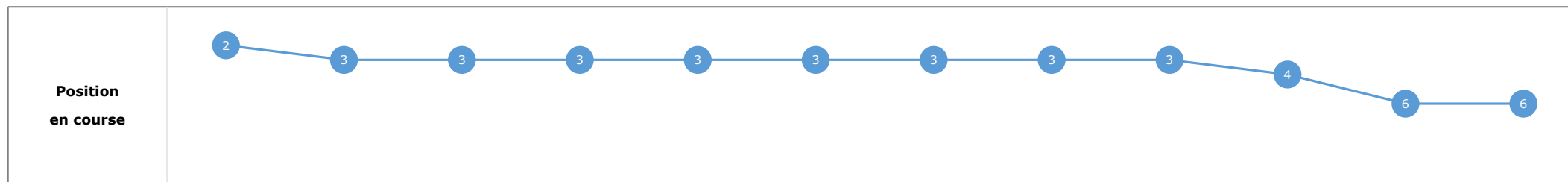
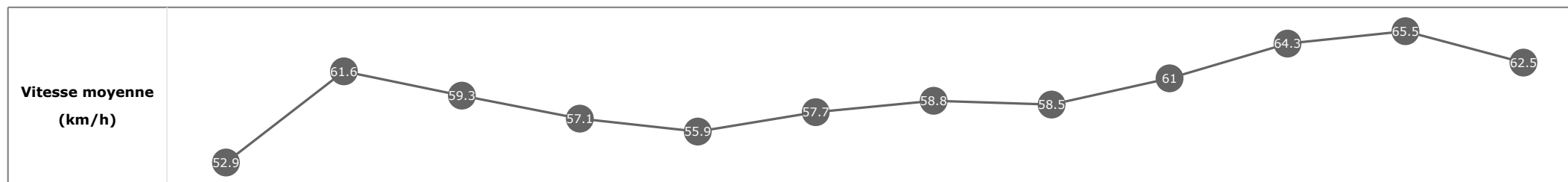


Statistiques Tracking
PARISLONGCHAMP
C6 - QATAR PRIX VERMEILLE - 2400m
dimanche 13 septembre 2020 - 16:35

Cheval **EVEN SO**
 Jockey G.F.. CARROLL
 Rang d'arrivée **6**
 Temps de parcours **02:26.71**
 Tronçon le plus rapide **00:11.00** (tronçon 400m - 200m)
 Vitesse maximale **67.32** (tronçon 400m - 200m)
 Vitesse moyenne **58.8**

Données de tracking

Tronçons de 200m	DEP 2200m	2200m 2000m	2000m 1800m	1800m 1600m	1600m 1400m	1400m 1200m	1200m 1000m	1000m 800m	800m 600m	600m 400m	400m 200m	200m ARR
Temps de parcours	00:14.74	00:26.48	00:38.60	00:51.21	01:04.06	01:16.59	01:28.77	01:41.12	01:52.93	02:04.20	02:15.20	02:26.71
Temps du tronçon	00:13.36	00:11.74	00:12.11	00:12.61	00:12.85	00:12.53	00:12.17	00:12.34	00:11.81	00:11.26	00:11.00	00:11.51
Vitesse moyenne	52.9	61.6	59.3	57.1	55.9	57.7	58.8	58.5	61	64.3	65.5	62.5


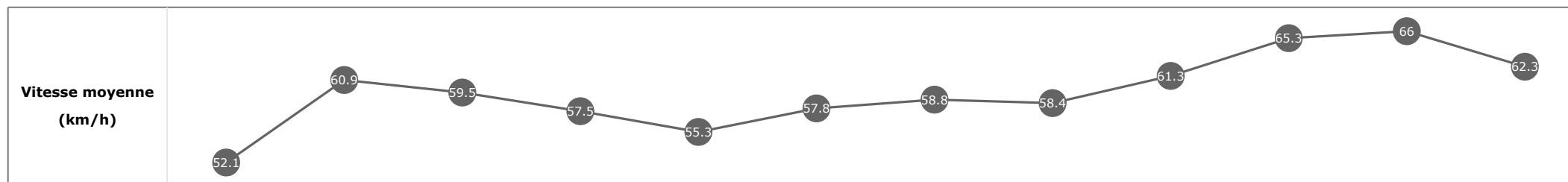


Statistiques Tracking
PARISLONGCHAMP
C6 - QATAR PRIX VERMEILLE - 2400m
dimanche 13 septembre 2020 - 16:35

Cheval **MASHAEL**
 Jockey V. CHEMINAUD
 Rang d'arrivée **7**
 Temps de parcours **02:26.91**
 Tronçon le plus rapide **00:10.85** (tronçon 400m - 200m)
 Vitesse maximale **67.90** (tronçon 400m - 200m)
 Vitesse moyenne **58.8**

Données de tracking

Tronçons de 200m	DEP 2200m	2200m 2000m	2000m 1800m	1800m 1600m	1600m 1400m	1400m 1200m	1200m 1000m	1000m 800m	800m 600m	600m 400m	400m 200m	200m ARR
Temps de parcours	00:15.00	00:26.76	00:38.87	00:51.48	01:04.44	01:16.98	01:29.28	01:41.55	01:53.33	02:04.48	02:15.33	02:26.91
Temps du tronçon	00:13.62	00:11.76	00:12.10	00:12.61	00:12.96	00:12.54	00:12.29	00:12.27	00:11.78	00:11.14	00:10.85	00:11.58
Vitesse moyenne	52.1	60.9	59.5	57.5	55.3	57.8	58.8	58.4	61.3	65.3	66	62.3

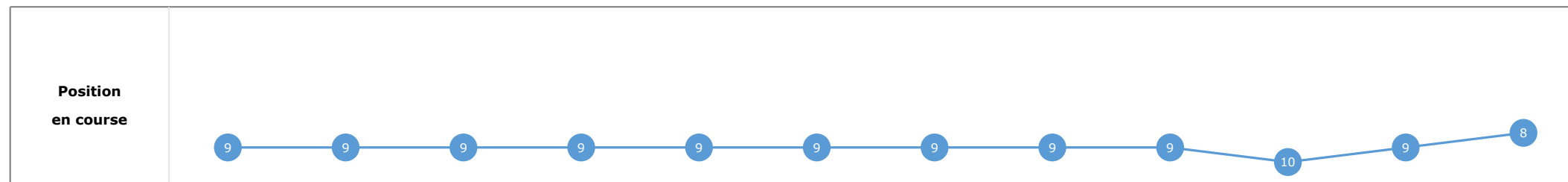


Statistiques Tracking
PARISLONGCHAMP
C6 - QATAR PRIX VERMEILLE - 2400m
dimanche 13 septembre 2020 - 16:35

Cheval **VALIA**
 Jockey **G. MOSSE**
 Rang d'arrivée **8**
 Temps de parcours **02:27.12**
 Tronçon le plus rapide **00:11.03** (tronçon 400m - 200m)
 Vitesse maximale **67.07** (tronçon 400m - 200m)
 Vitesse moyenne **58.7**

Données de tracking

Tronçons de 200m	DEP 2200m	2200m 2000m	2000m 1800m	1800m 1600m	1600m 1400m	1400m 1200m	1200m 1000m	1000m 800m	800m 600m	600m 400m	400m 200m	200m ARR
Temps de parcours	00:15.27	00:27.10	00:39.18	00:51.72	01:04.60	01:17.20	01:29.38	01:41.67	01:53.41	02:04.61	02:15.65	02:27.12
Temps du tronçon	00:13.89	00:11.83	00:12.07	00:12.53	00:12.88	00:12.59	00:12.18	00:12.28	00:11.73	00:11.20	00:11.03	00:11.46
Vitesse moyenne	50.8	61.2	59.8	57.3	56	57.1	59.1	58.1	61.7	64.4	65.1	62.9

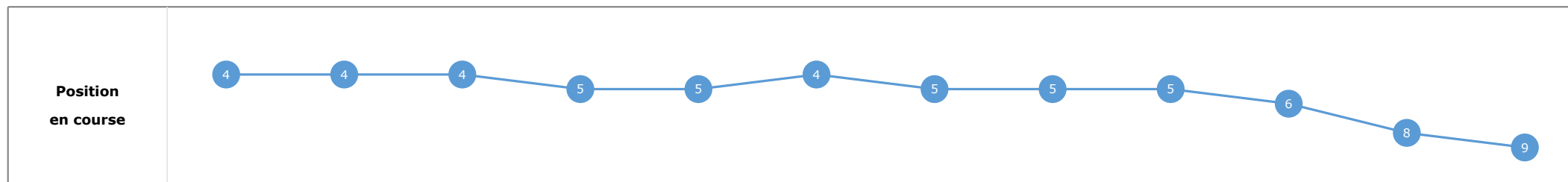
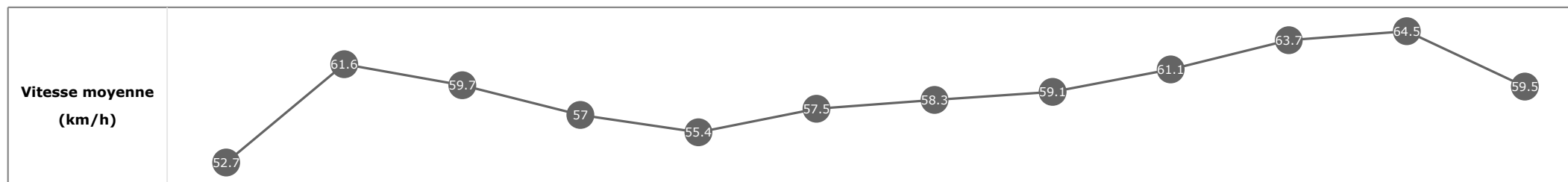


Statistiques Tracking
PARISLONGCHAMP
C6 - QATAR PRIX VERMEILLE - 2400m
dimanche 13 septembre 2020 - 16:35

Cheval **GRAND GLORY**
 Jockey **S. PASQUIER**
 Rang d'arrivée **9**
 Temps de parcours **02:27.65**
 Tronçon le plus rapide **00:11.17** (tronçon 400m - 200m)
 Vitesse maximale **67.43** (tronçon 400m - 200m)
 Vitesse moyenne **58.5**

Données de tracking

Tronçons de 200m	DEP 2200m	2200m 2000m	2000m 1800m	1800m 1600m	1600m 1400m	1400m 1200m	1200m 1000m	1000m 800m	800m 600m	600m 400m	400m 200m	200m ARR
Temps de parcours	00:14.77	00:26.52	00:38.60	00:51.28	01:04.24	01:16.75	01:29.06	01:41.25	01:53.10	02:04.43	02:15.60	02:27.65
Temps du tronçon	00:13.39	00:11.74	00:12.08	00:12.67	00:12.95	00:12.51	00:12.31	00:12.18	00:11.85	00:11.32	00:11.17	00:12.04
Vitesse moyenne	52.7	61.6	59.7	57	55.4	57.5	58.3	59.1	61.1	63.7	64.5	59.5



Statistiques Tracking
PARISLONGCHAMP
C6 - QATAR PRIX VERMEILLE - 2400m
dimanche 13 septembre 2020 - 16:35

Cheval **ALKANDORA**
 Jockey M. BARZALONA
 Rang d'arrivée **0**
 Temps de parcours **00:00.00**
 Tronçon le plus rapide
 Vitesse maximale
 Vitesse moyenne

Données de tracking

Tronçons de 200m	0m	0m	0m	0m	0m	0m	0m	0m	0m	0m	0m	0m
	ARR	ARR	ARR	ARR	ARR	ARR	ARR	ARR	ARR	ARR	ARR	ARR
Temps de parcours												
Temps du tronçon												
Vitesse moyenne												

Vitesse moyenne (km/h)	
----------------------------------	--

Position en course	
------------------------------	--