

Statistiques Tracking
PARISLONGCHAMP
C8 - PRIX DE LUTECE - 3000m
jeudi 2 septembre 2021 - 19:50

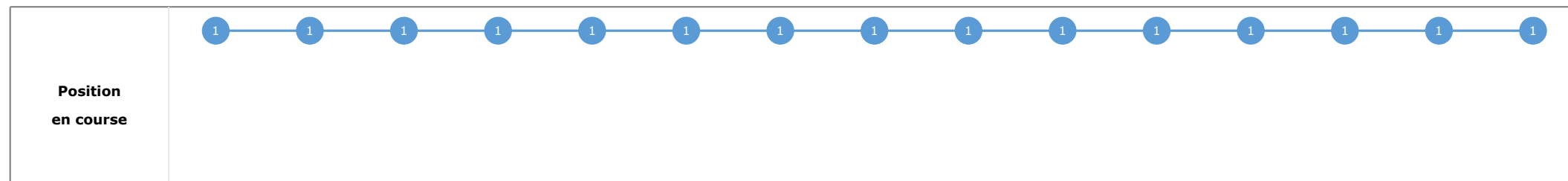
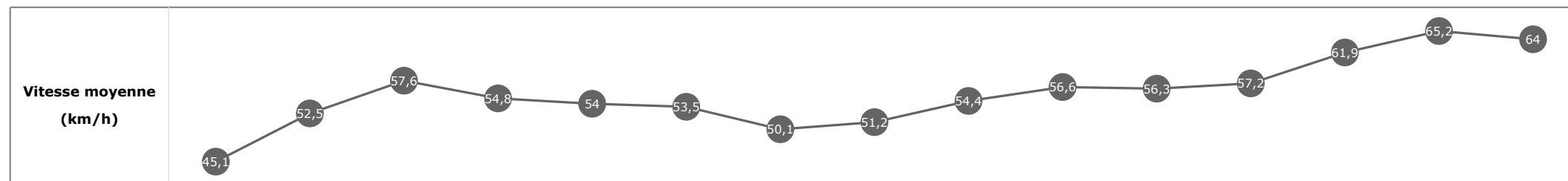
| Partant (corde) | Cheval | Arrivée officielle | Vitesse Max | 200m les plus rapides | Tronçons de 200m Temps passage en tête Durée du tronçon | | DEP - 1000m | 1000m - 800m | 800m - 600m | 600m - 400m | 400m - 200m | 200m - ARR | Temps officiel | Derniers 600m | Parcouru vs. 1er |
|--------------------|-------------------------------------|-----------------------|----------------|--------------------------|---------------------------------------------------------------|-------------------------------|-------------------------------|-------------------------------|-------------------------------|-----------------------------|-------------|------------|-------------------|------------------|---------------------|
| | | | | | 02:23.01 02:23.01 | 02:36.33 00:13.32 | 02:48.97 00:12.63 | 03:00.92 00:11.95 | 03:11.89 00:10.97 | 03:23.22 00:11.33 | T1 | T2 | | | |
| 6 (5) | ESOPE S. PASQUIER | 1 | 66,49 T5 | 00:10.97 T5 | 02:23.01 1 02:23.01 | 02:36.33 1 00:13.32 | 02:48.97 1 00:12.63 | 03:00.92 1 00:11.95 | 03:11.89 1 00:10.97 | 03:23.22 00:11.33 | 3'23"23 | 00:34.25 | | | |
| 3 (1) | TIDES OF WAR M. BARZALONA | 2 | 67,39 T5 | 00:10.90 T5 | 02:23.26 3 02:23.26 | 02:36.61 3 00:13.35 | 02:49.27 3 00:12.65 | 03:01.18 4 00:11.91 | 03:12.08 3 00:10.90 | 03:23.45 00:11.37 | 3'23"46 | 00:34.18 | -9,47 | | |
| 2 (4) | GABELLO M. GUYON | 3 | 69,05 T4 | 00:10.90 T5 | 02:23.41 4 02:23.41 | 02:36.72 4 00:13.30 | 02:49.38 4 00:12.66 | 03:01.11 2 00:11.73 | 03:12.02 2 00:10.90 | 03:23.46 00:11.44 | 3'23"47 | 00:34.08 | -2,88 | | |
| 4 (3) | RUBAUD R. THOMAS | 4 | 66,85 T5 | 00:11.02 T5 | 02:23.68 5 02:23.68 | 02:36.98 5 00:13.29 | 02:49.63 5 00:12.64 | 03:01.32 5 00:11.69 | 03:12.35 4 00:11.02 | 03:23.98 00:11.63 | 3'23"99 | 00:34.35 | -3,33 | | |
| 1 (2) | DARZAN C. SOUMILLON | 5 | 64,51 T4 | 00:11.37 T5 | 02:23.14 2 02:23.14 | 02:36.46 2 00:13.32 | 02:49.14 2 00:12.68 | 03:01.15 3 00:12.00 | 03:12.52 5 00:11.37 | 03:25.01 00:12.48 | 3'25"01 | 00:35.86 | 22,80 | | |
| 5 (6) | MISTERCOM E. HARDOUIN | | | | | | | | | | | | | | |

Statistiques Tracking
PARISLONGCHAMP
C8 - PRIX DE LUTECE - 3000m
jeudi 2 septembre 2021 - 19:50

Cheval **ESOPE**
 Jockey **S. PASQUIER**
 Rang d'arrivée **1**
 Temps de parcours **03:23.22**
 Tronçon le plus rapide **00:10.97** (tronçon 400m - 200m)
 Vitesse maximale **66,49** (tronçon 400m - 200m)
 Vitesse moyenne **55,1**

Données de tracking

| Tronçons de 200m | DEP 2800m | 2800m 2600m | 2600m 2400m | 2400m 2200m | 2200m 2000m | 2000m 1800m | 1800m 1600m | 1600m 1400m | 1400m 1200m | 1200m 1000m | 1000m 800m | 800m 600m | 600m 400m | 400m 200m | 200m ARR |
|--------------------------|-----------------|-----------------|-----------------|-----------------|-----------------|-----------------|-----------------|-----------------|-----------------|-----------------|-----------------|-----------------|-----------------|-----------------|-----------------|
| Temps de parcours | 00:18.76 | 00:32.97 | 00:47.32 | 01:00.93 | 01:14.06 | 01:27.42 | 01:41.78 | 01:55.96 | 02:09.72 | 02:23.01 | 02:36.33 | 02:48.97 | 03:00.92 | 03:11.89 | 03:23.22 |
| Temps du tronçon | 00:18.76 | 00:14.21 | 00:14.34 | 00:13.61 | 00:13.12 | 00:13.36 | 00:14.36 | 00:14.18 | 00:13.75 | 00:13.28 | 00:13.32 | 00:12.63 | 00:11.95 | 00:10.97 | 00:11.33 |
| Vitesse moyenne | 45,1 | 52,5 | 57,6 | 54,8 | 54 | 53,5 | 50,1 | 51,2 | 54,4 | 56,6 | 56,3 | 57,2 | 61,9 | 65,2 | 64 |

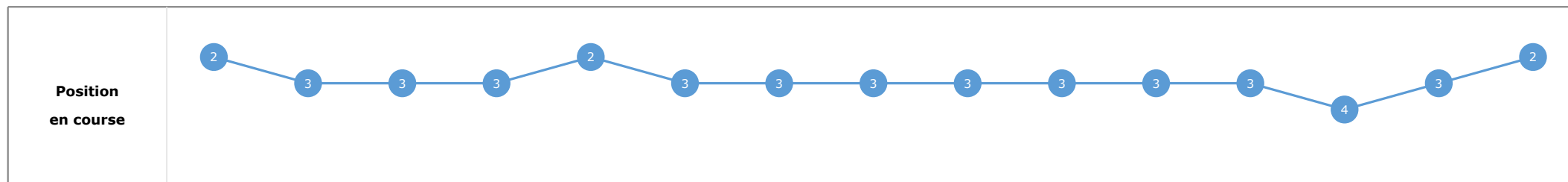
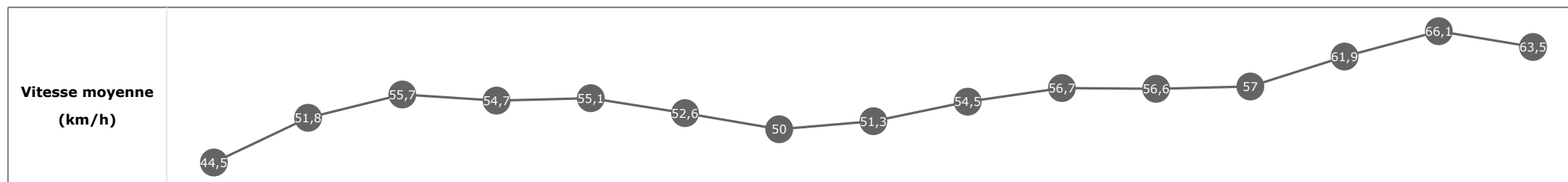


Statistiques Tracking
PARISLONGCHAMP
C8 - PRIX DE LUTECE - 3000m
jeudi 2 septembre 2021 - 19:50

Cheval **TIDES OF WAR**
 Jockey **M. BARZALONA**
 Rang d'arrivée **2**
 Temps de parcours **03:23.45**
 Tronçon le plus rapide **00:10.90** (tronçon 400m - 200m)
 Vitesse maximale **67,39** (tronçon 400m - 200m)
 Vitesse moyenne **54,8**

Données de tracking

| Tronçons de 200m | DEP 2800m | 2800m 2600m | 2600m 2400m | 2400m 2200m | 2200m 2000m | 2000m 1800m | 1800m 1600m | 1600m 1400m | 1400m 1200m | 1200m 1000m | 1000m 800m | 800m 600m | 600m 400m | 400m 200m | 200m ARR |
|--------------------------|-----------------|-----------------|-----------------|-----------------|-----------------|-----------------|-----------------|-----------------|-----------------|-----------------|-----------------|-----------------|-----------------|-----------------|-----------------|
| Temps de parcours | 00:19.04 | 00:33.36 | 00:47.84 | 01:01.24 | 01:14.20 | 01:27.74 | 01:42.17 | 01:56.27 | 02:09.98 | 02:23.26 | 02:36.61 | 02:49.27 | 03:01.18 | 03:12.08 | 03:23.45 |
| Temps du tronçon | 00:19.04 | 00:14.32 | 00:14.47 | 00:13.40 | 00:12.95 | 00:13.53 | 00:14.42 | 00:14.10 | 00:13.70 | 00:13.28 | 00:13.35 | 00:12.65 | 00:11.91 | 00:10.90 | 00:11.37 |
| Vitesse moyenne | 44,5 | 51,8 | 55,7 | 54,7 | 55,1 | 52,6 | 50 | 51,3 | 54,5 | 56,7 | 56,6 | 57 | 61,9 | 66,1 | 63,5 |

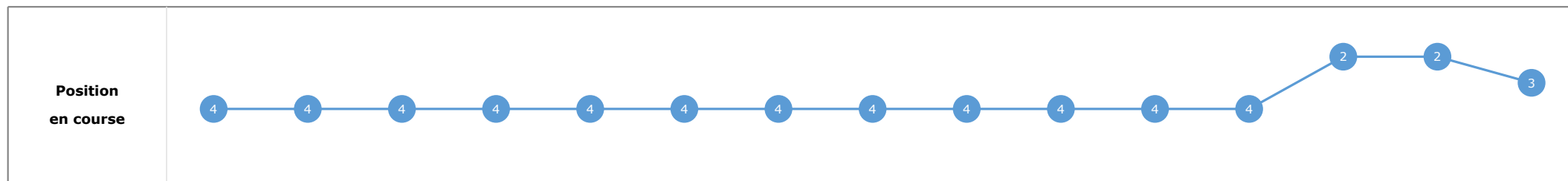
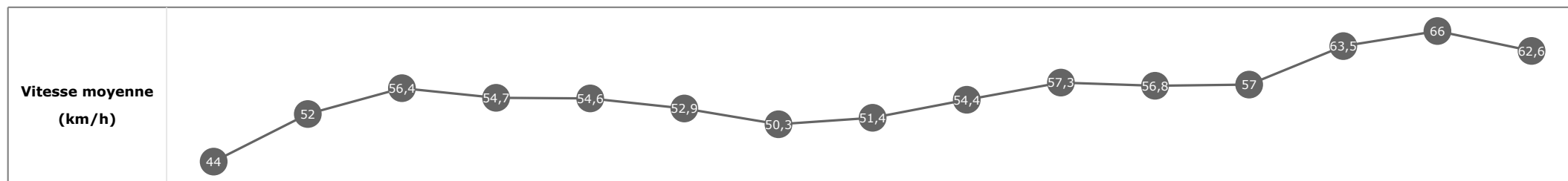


Statistiques Tracking
PARISLONGCHAMP
C8 - PRIX DE LUTECE - 3000m
jeudi 2 septembre 2021 - 19:50

Cheval **GABELLO**
 Jockey **M. GUYON**
 Rang d'arrivée **3**
 Temps de parcours **03:23.46**
 Tronçon le plus rapide **00:10.90** (tronçon 400m - 200m)
 Vitesse maximale **69,05** (tronçon 600m - 400m)
 Vitesse moyenne **54,9**

Données de tracking

| Tronçons de 200m | DEP 2800m | 2800m 2600m | 2600m 2400m | 2400m 2200m | 2200m 2000m | 2000m 1800m | 1800m 1600m | 1600m 1400m | 1400m 1200m | 1200m 1000m | 1000m 800m | 800m 600m | 600m 400m | 400m 200m | 200m ARR |
|--------------------------|-----------------|-----------------|-----------------|-----------------|-----------------|-----------------|-----------------|-----------------|-----------------|-----------------|-----------------|-----------------|-----------------|-----------------|-----------------|
| Temps de parcours | 00:19.30 | 00:33.61 | 00:48.02 | 01:01.48 | 01:14.47 | 01:27.96 | 01:42.29 | 01:56.39 | 02:10.18 | 02:23.41 | 02:36.72 | 02:49.38 | 03:01.11 | 03:12.02 | 03:23.46 |
| Temps du tronçon | 00:19.30 | 00:14.31 | 00:14.40 | 00:13.46 | 00:12.99 | 00:13.48 | 00:14.33 | 00:14.10 | 00:13.78 | 00:13.23 | 00:13.30 | 00:12.66 | 00:11.73 | 00:10.90 | 00:11.44 |
| Vitesse moyenne | 44 | 52 | 56,4 | 54,7 | 54,6 | 52,9 | 50,3 | 51,4 | 54,4 | 57,3 | 56,8 | 57 | 63,5 | 66 | 62,6 |

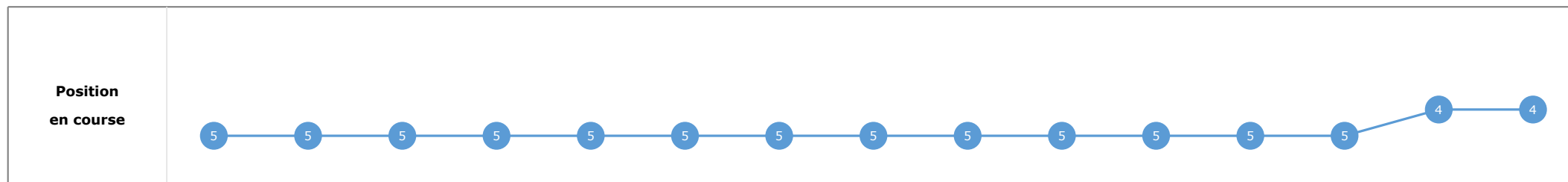
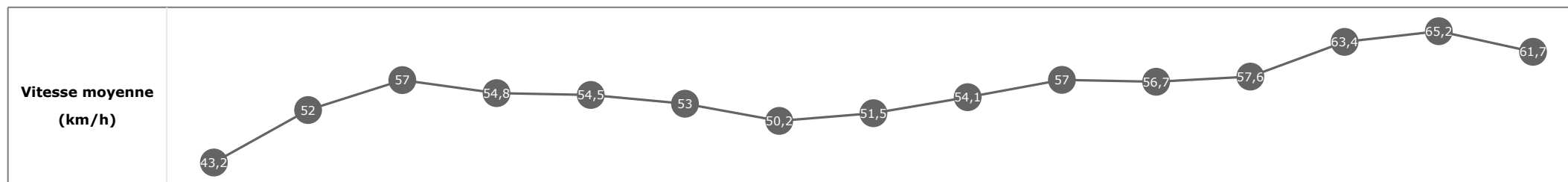


Statistiques Tracking
PARISLONGCHAMP
C8 - PRIX DE LUTECE - 3000m
jeudi 2 septembre 2021 - 19:50

Cheval **RUBAUD**
 Jockey R. THOMAS
 Rang d'arrivée **4**
 Temps de parcours **03:23.98**
 Tronçon le plus rapide **00:11.02** (tronçon 400m - 200m)
 Vitesse maximale **66,85** (tronçon 400m - 200m)
 Vitesse moyenne **54,8**

Données de tracking

| Tronçons de 200m | DEP 2800m | 2800m 2600m | 2600m 2400m | 2400m 2200m | 2200m 2000m | 2000m 1800m | 1800m 1600m | 1600m 1400m | 1400m 1200m | 1200m 1000m | 1000m 800m | 800m 600m | 600m 400m | 400m 200m | 200m ARR |
|--------------------------|-----------------|-----------------|-----------------|-----------------|-----------------|-----------------|-----------------|-----------------|-----------------|-----------------|-----------------|-----------------|-----------------|-----------------|-----------------|
| Temps de parcours | 00:19.57 | 00:33.88 | 00:48.21 | 01:01.73 | 01:14.74 | 01:28.22 | 01:42.56 | 01:56.71 | 02:10.47 | 02:23.68 | 02:36.98 | 02:49.63 | 03:01.32 | 03:12.35 | 03:23.98 |
| Temps du tronçon | 00:19.57 | 00:14.31 | 00:14.33 | 00:13.51 | 00:13.01 | 00:13.47 | 00:14.34 | 00:14.14 | 00:13.76 | 00:13.21 | 00:13.29 | 00:12.64 | 00:11.69 | 00:11.02 | 00:11.63 |
| Vitesse moyenne | 43,2 | 52 | 57 | 54,8 | 54,5 | 53 | 50,2 | 51,5 | 54,1 | 57 | 56,7 | 57,6 | 63,4 | 65,2 | 61,7 |

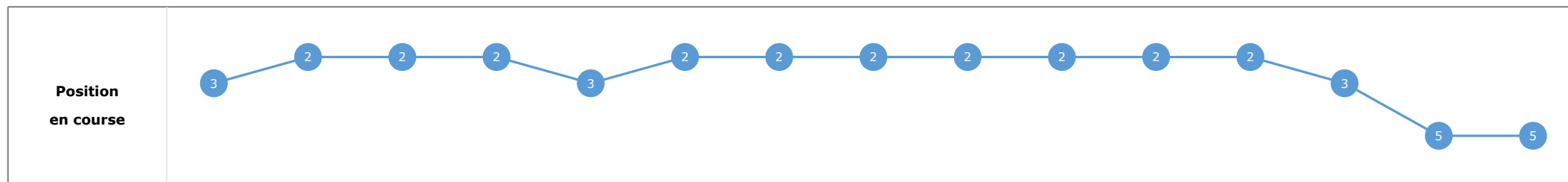
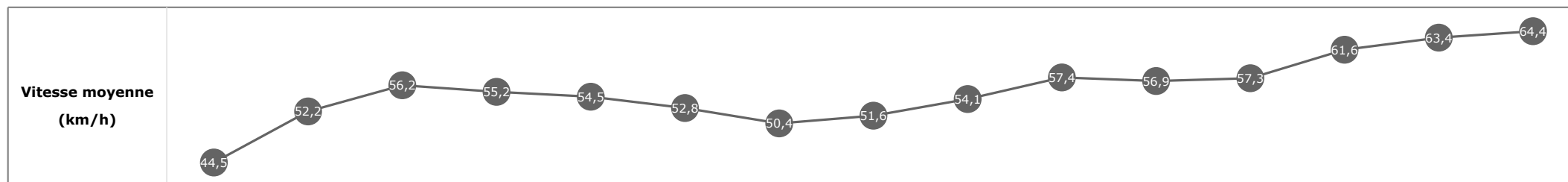


Statistiques Tracking
PARISLONGCHAMP
C8 - PRIX DE LUTECE - 3000m
jeudi 2 septembre 2021 - 19:50

Cheval **DARZAN**
 Jockey **C. SOUMILLON**
 Rang d'arrivée **5**
 Temps de parcours **03:25.01**
 Tronçon le plus rapide **00:11.37** (tronçon 400m - 200m)
 Vitesse maximale **64,51** (tronçon 600m - 400m)
 Vitesse moyenne **55**

Données de tracking

| Tronçons de 200m | DEP 2800m | 2800m 2600m | 2600m 2400m | 2400m 2200m | 2200m 2000m | 2000m 1800m | 1800m 1600m | 1600m 1400m | 1400m 1200m | 1200m 1000m | 1000m 800m | 800m 600m | 600m 400m | 400m 200m | 200m ARR |
|--------------------------|-----------------|-----------------|-----------------|-----------------|-----------------|-----------------|-----------------|-----------------|-----------------|-----------------|-----------------|-----------------|-----------------|-----------------|-----------------|
| Temps de parcours | 00:19.04 | 00:33.32 | 00:47.75 | 01:01.20 | 01:14.21 | 01:27.67 | 01:41.99 | 01:56.11 | 02:09.89 | 02:23.14 | 02:36.46 | 02:49.14 | 03:01.15 | 03:12.52 | 03:25.01 |
| Temps du tronçon | 00:19.04 | 00:14.28 | 00:14.42 | 00:13.45 | 00:13.01 | 00:13.46 | 00:14.31 | 00:14.12 | 00:13.78 | 00:13.25 | 00:13.32 | 00:12.68 | 00:12.00 | 00:11.37 | 00:12.48 |
| Vitesse moyenne | 44,5 | 52,2 | 56,2 | 55,2 | 54,5 | 52,8 | 50,4 | 51,6 | 54,1 | 57,4 | 56,9 | 57,3 | 61,6 | 63,4 | 64,4 |



Cheval **MISTERCOM**
 Jockey E. HARDOUIN
 Rang d'arrivée **0**
 Temps de parcours
 Tronçon le plus rapide
 Vitesse maximale
 Vitesse moyenne

Données de tracking

| Tronçons de 200m | 0m | 0m | 0m | 0m | 0m | 0m | 0m | 0m | 0m | 0m | 0m | 0m | 0m | 0m | 0m |
|--------------------------|-----|-----|-----|-----|-----|-----|-----|-----|-----|-----|-----|-----|-----|-----|-----|
| | ARR | ARR | ARR | ARR | ARR | ARR | ARR | ARR | ARR | ARR | ARR | ARR | ARR | ARR | ARR |
| Temps de parcours | | | | | | | | | | | | | | | |
| Temps du tronçon | | | | | | | | | | | | | | | |
| Vitesse moyenne | | | | | | | | | | | | | | | |

| | |
|-------------------------------|--|
| Vitesse moyenne (km/h) | |
|-------------------------------|--|

| | |
|---------------------------|--|
| Position en course | |
|---------------------------|--|